

6770-G-365

DRAWING NUMBER

DRAWING NUMBER



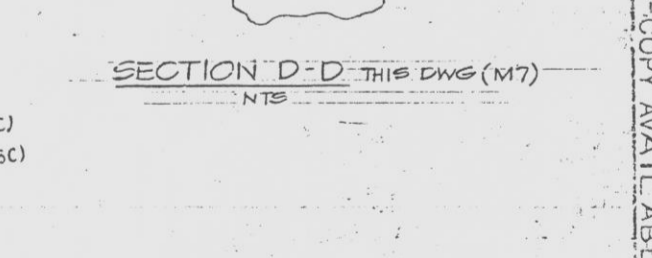
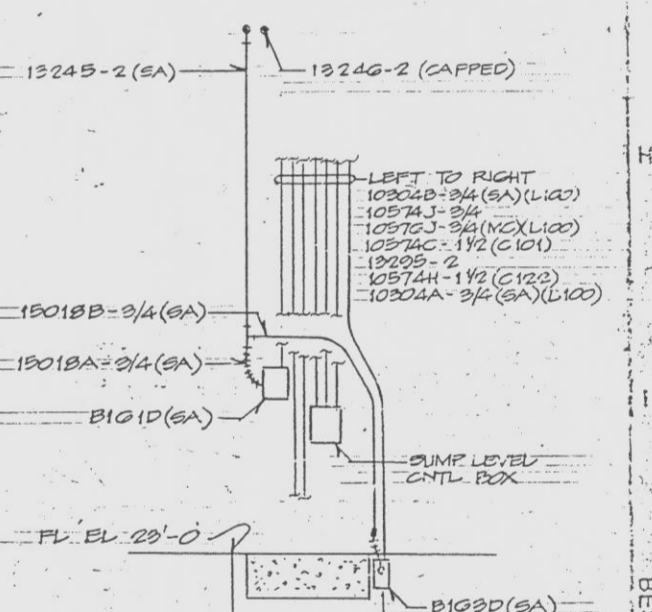
DRAWING NUMBER 870-G-365

3 NUMBER

- SYMBOLS**
- GROUND CABLE
 - INDICATES FLEXIBLE CONDUIT
 - CONDUIT EXPOSED
 - CONDUIT EMBEDDED
 - CONDUIT TURNING UP OR TOWARD OBSERVER
 - CONDUIT TURNING DOWN OR AWAY FROM OBSERVER
 - CONDUIT IN CONDUIT RUN
 - INDICATES BOX ASSOCIATED WITH INSTRUMENT RACKS SEE NOTE 9
 - SMOKE DETECTOR T-800A1004
 - FIRE DETECTOR (FEN WALL 22001-5-272)
 - ⊗ INDICATES GROUNDING PIGTAIL

NOTES

- FOR NOTES COVERING INSTALLATION OF CONDUIT & TRAYS, SEE CABLE & CONDUIT LIST DWG 870-B-328
- ALL CONDUIT SHALL BE GALVANIZED STEEL
- FOR GROUNDING OF BOXES, CONTROL STATIONS, HANDRAILS, CONDUITS, MOTOR OPERATED VALVES & TRAYS, PROVIDE A 9-0 PIGTAIL OF #2 GROUND WIRE AT 15' INTERVALS OF 4' BETWEEN THE INSTRUMENT AND A TRAY OF ANOTHER MEASUREMENT CHANNEL
- FIELD TO LOCATE INSTRUMENTS SO THAT THERE SHALL BE A MINIMUM VERTICAL SEPARATION OF 4-0 BETWEEN THE INSTRUMENT AND A TRAY OF ANOTHER MEASUREMENT CHANNEL
- FOR ALL SOLID CONDUIT OPERATED VALVES, SEE DETAIL 'F', DWG 870-B-359
- FOR INSTALLATION OF 480V POWER RECEPTACLES AND ASSOCIATED BOXES, SEE DETAIL 'H' DWG 870-G-368 (C18)
- FOR GROUNDING REQUIREMENTS OF 480V POWER RECEPTACLES, SEE DWG 870-3-417 SH 10 NOTE 30
- FOR CABLE TERMINATION IN 480V POWER RECEPTACLES, SEE DRAWING DETAIL 'G', DWG 870-G-359 (N-3)
- FOR DETAILS OF CONDUITS AND BOXES ASSOCIATED WITH INSTRUMENT RACKS, SEE DWG 870-G-415, SH 1, 2, 3
- MOUNT SMOKE DETECTORS FROM WALKWAY 1 BEAMS OF EL. 45-0
- FOR NOTES AND REFERENCE DRAWINGS COVERING THE INSTALLATION OF SMOKE DETECTORS, SEE DRAWING 870-G-415, SH 1
- FOR REFERENCE DWGS, SEE DWG 870-G-367
- ALL TRAYS SHALL HAVE FLAMMAMASTIC # 714 APPLIED PER C.C. INSTALLATION NOTES DWG 870-2-325 PAR 5.6
- THE DESIGN INFORMATION FOR THE CHANGES DENOTED BY THE SYMBOL 'F' AS SHOWN IN THE REVISION BLOCK HAS BEEN ENGINEERED BY FLORIDA POWER & LIGHT CO.
- CABLES 1005C4-SA & 1005C4-SB ARE VENDOR SUPPLIED #4 FLEXIBLE CONDUIT/CABLE ASSEMBLIES (BM05-S)



THIS DOCUMENT IS THE PROPERTY OF EBASCO SERVICES INCORPORATED. ITS USE IS EXPRESSLY RESTRICTED BY THE TERMS OF THE CONTRACT, DATED 12 OF AUGUST 1968, BETWEEN EBASCO SERVICES INCORPORATED AND FLORIDA POWER & LIGHT COMPANY.	
FLORIDA POWER & LIGHT COMPANY HUTCHINSON ISLAND PLANT REACTOR CONTAINMENT BLDG. EL. 18'-0" CONDUIT, TRAYS & GROUNDING PLAN	
EBASCO SERVICES INCORPORATED - NEW YORK	DATE: 7/29/71
SCALE: 1/8"=1'-0"	DWG NO: 8770-G-365
NO. DATE	BY: [Signature]

9701270078-66

E