8770-G-513

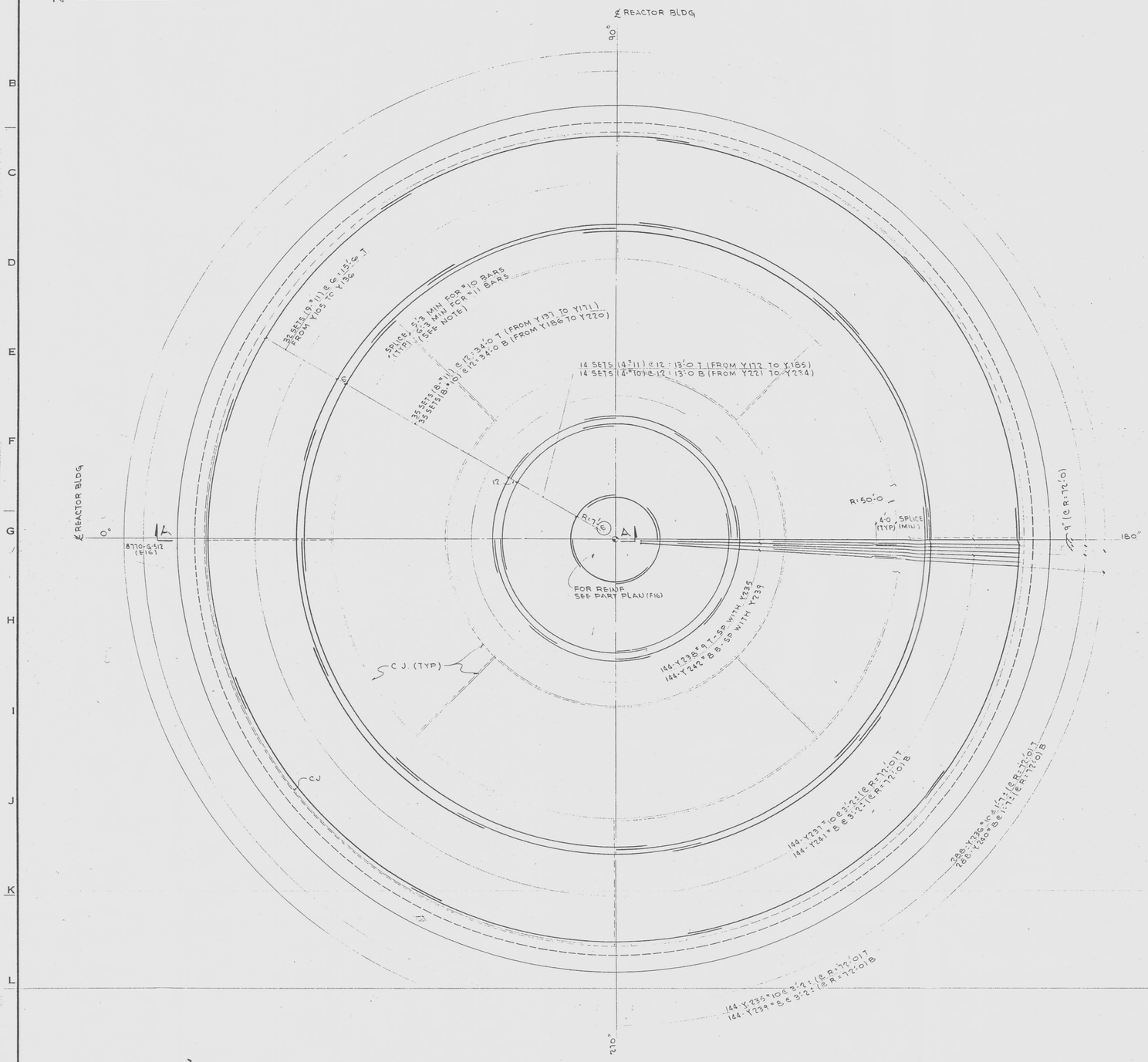

PLAN
(SECOND PLACEMENT)

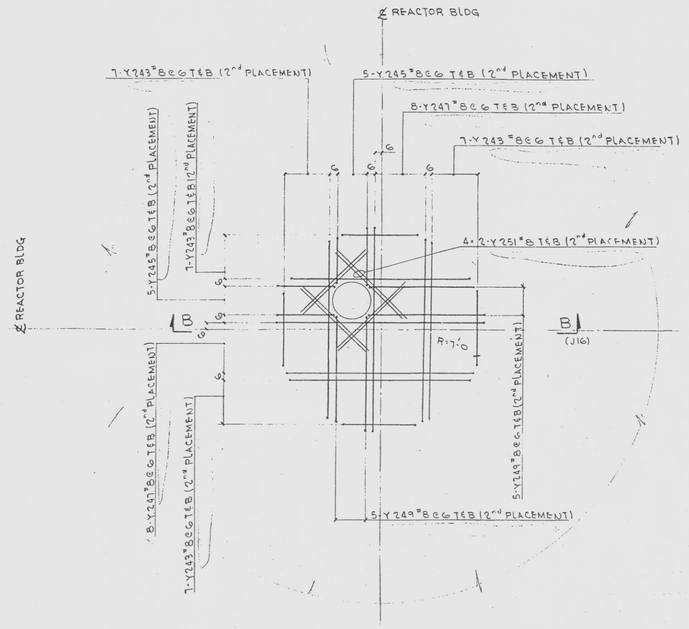

PART PLAN (H7)
1/4" = 1'-0

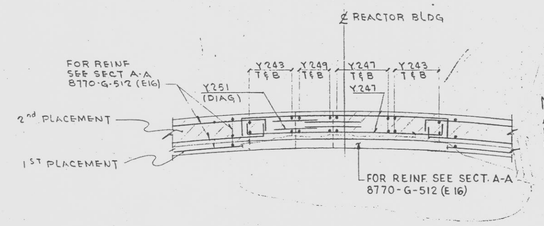

SECT B-B (D17)
1/4" = 1'-0

QUANTITIES (NET BY FIELD UNLESS NOTED)
FOR QUANTITIES SEE DWG 8770-G-512

NOTES
ALL DIMENSIONS GIVEN ON PLAN ARE HORIZONTAL DIMENSIONS
FOR ADDITIONAL NOTES SEE DWG 8770-G-512

REFERENCE DRAWINGS

LIST OF DRAWINGS	8770-A-146
REACTOR BUILDING	
DOME REINF SH 1	8770-G-512
BAR BENDING SCHEDULE	B-480-4

FOR ADDITIONAL REFERENCE DWGS SEE DWG 8770-G-512

AS BUILT DRAWING
TRANSFERRED TO FPL 4-29-77

RECEIVED
APR 28 1977
EBASCO SERVICES
ST. LUCIE PLANT

WORK THIS DWG WITH DWG 8770-G-512

THIS DOCUMENT IS THE PROPERTY OF EBASCO SERVICES INCORPORATED. ITS USE IS EXPRESSLY RESTRICTED BY THE TERMS OF THE CONTRACT, DATED AS OF AUGUST 10, 1968, BETWEEN EBASCO SERVICES INCORPORATED AND FLORIDA POWER & LIGHT COMPANY.

FLORIDA POWER & LIGHT COMPANY
HUTCHINSON ISLAND PLANT
1973 – 890,000 KW INSTALLATION – UNIT NO. 1
REACTOR BUILDING
DOME – REINF. SH 2

EBASCO SERVICES INCORPORATED NEW YORK

NO.	DATE	REVISION	BY	CH.	APPROVED
2	2-19-74	DELETED: (F16) REINF 1ST PLACEMENT IN PART PLAN & (J16) SECT. B-B	BSR	JP	TMC
1	10-11-72	REV. ALL BAR MK PREFIXS	FS		

SCALE 1/8" = 1'-0 UNLESS NOTED
DIV. C-H
DR. SCHRIMPE
CH. C. WANG

APPROVED
A. O. Fuchs
G. A. Kershaw
SR. C. C. Wang

DATE 6-11-71
8770-G-513

8770-G-513

9701270078-47

E