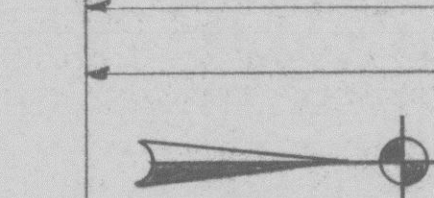
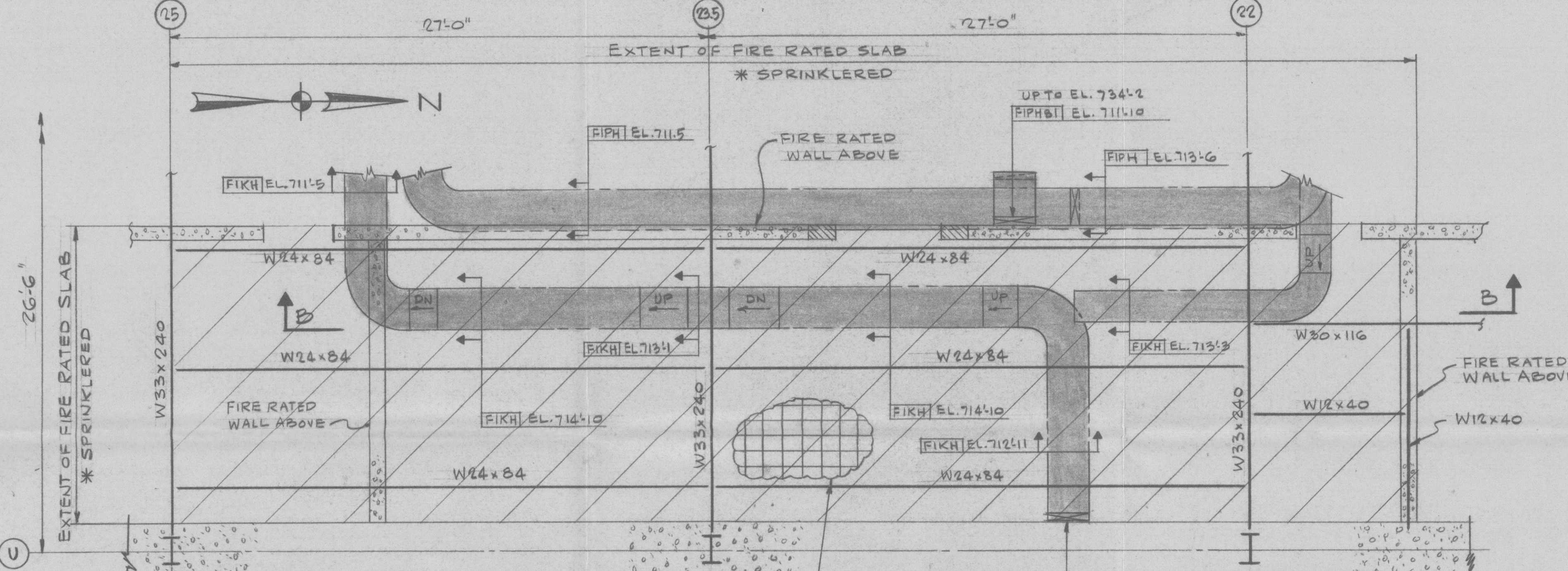


27'-0" 27'-0" 22'



MATCH LINE
(SEE SH. 1)

UNIT # 1 REACTOR

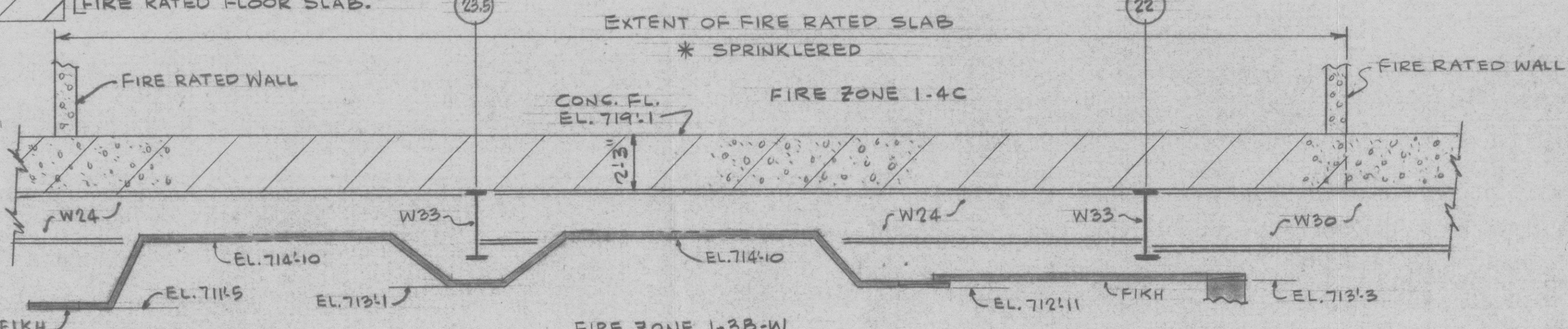
FIRE ZONE ABOVE FIRE RATED FLOOR SLAB: 1-4C & 1-4D.
FIRE ZONE BELOW FIRE RATED FLOOR SLAB: 1-3B-W.

- CABLE TRAY - ALL TRAYS ARE 24" WIDE OR LESS, UNLESS NOTED OTHERWISE.
- CROSS HATCHING REPRESENTS FIRE RATED FLOOR SLAB.

PARTIAL PLAN BELOW EL. 719'-1

T.O.S. EL. 716'-10 U.N.O.
SCALE: 1/4" = 1'-0"

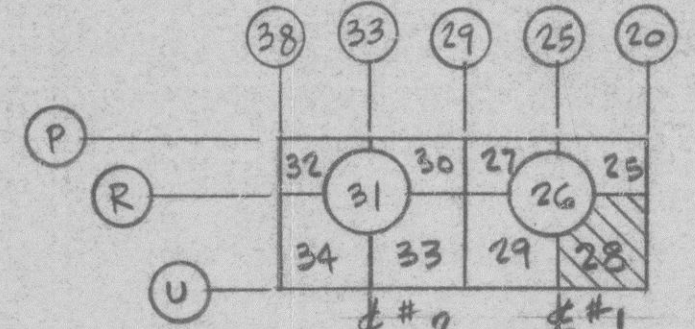
* SPRINKLERS INSTALLED IN ACCORDANCE WITH "NFPA-13"



FIRE ZONE 1-3B-W

SECTION "B-B"

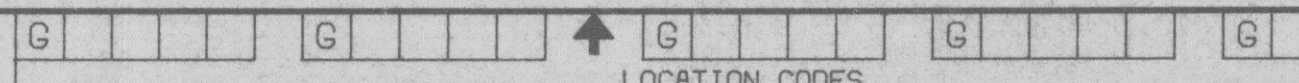
SCALE: 1/4" = 1'-0"



KEY PLAN

C-305	E-105312	
C-179	E-105228	
E-28-3	E-107629 SH.3	
AE DRAWING NO.	PP&L DRAWING NO.	
REFERENCE DRAWINGS		
TI APERTURE CARD		
O INITIAL ISSUE	W T F TAG	1/24/90
REV	DESCRIPTION	DR/CH APPROVED DATE
NON-QUALITY RELATED DWG CLASS 3		
SUSQUEHANNA S.E.S. UNIT # 1		
REACTOR BUILDING # APPENDIX R-DEVIATION REQ. 6		
FIRE RATED FL. SLAB EL. 719'-1		
AREA 28	ELEV. 719'-1	SCALE: NOTED
PENNSYLVANIA POWER & LIGHT COMPANY ALLENTOWN PA.		
PP&L DRAWING NO.	SHEET NO.	REV. NO.
C-206021	2	0
AE DRAWING NO.		
C-1778		

8611060240



SORTS