

TVA

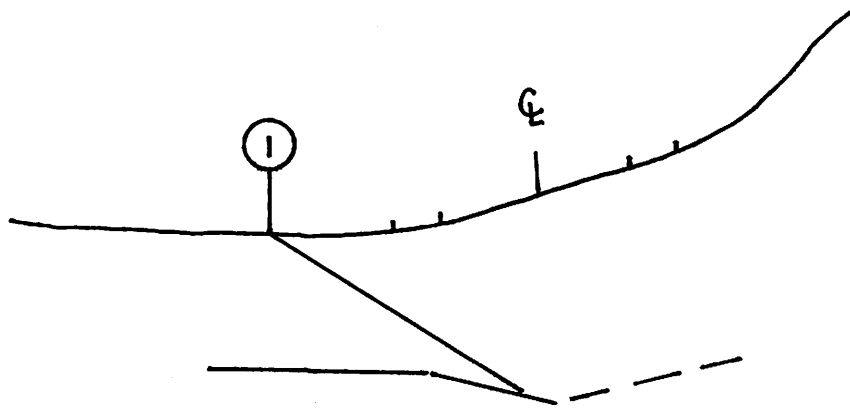
Office of Nuclear Power

PROJECT: WBN SYSTEM: SIS

UNIT: 2 WELD NO: SIF-D197-06

REPORT NO.:

R-P1812



Indication ① is a root reflector  
can be seen intermittently 360° at  
varying amplitudes around the weld  
below reference.

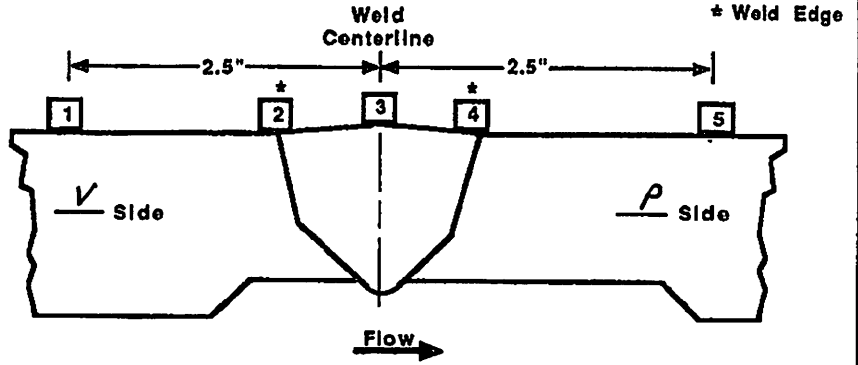
BY: Neil DePaolo LEVEL: II DATE: 07-11-12 PAGE 6 OF 9

**TVA** **WALL THICKNESS PROFILE SHEET** **REPORT NO: R-P1812**

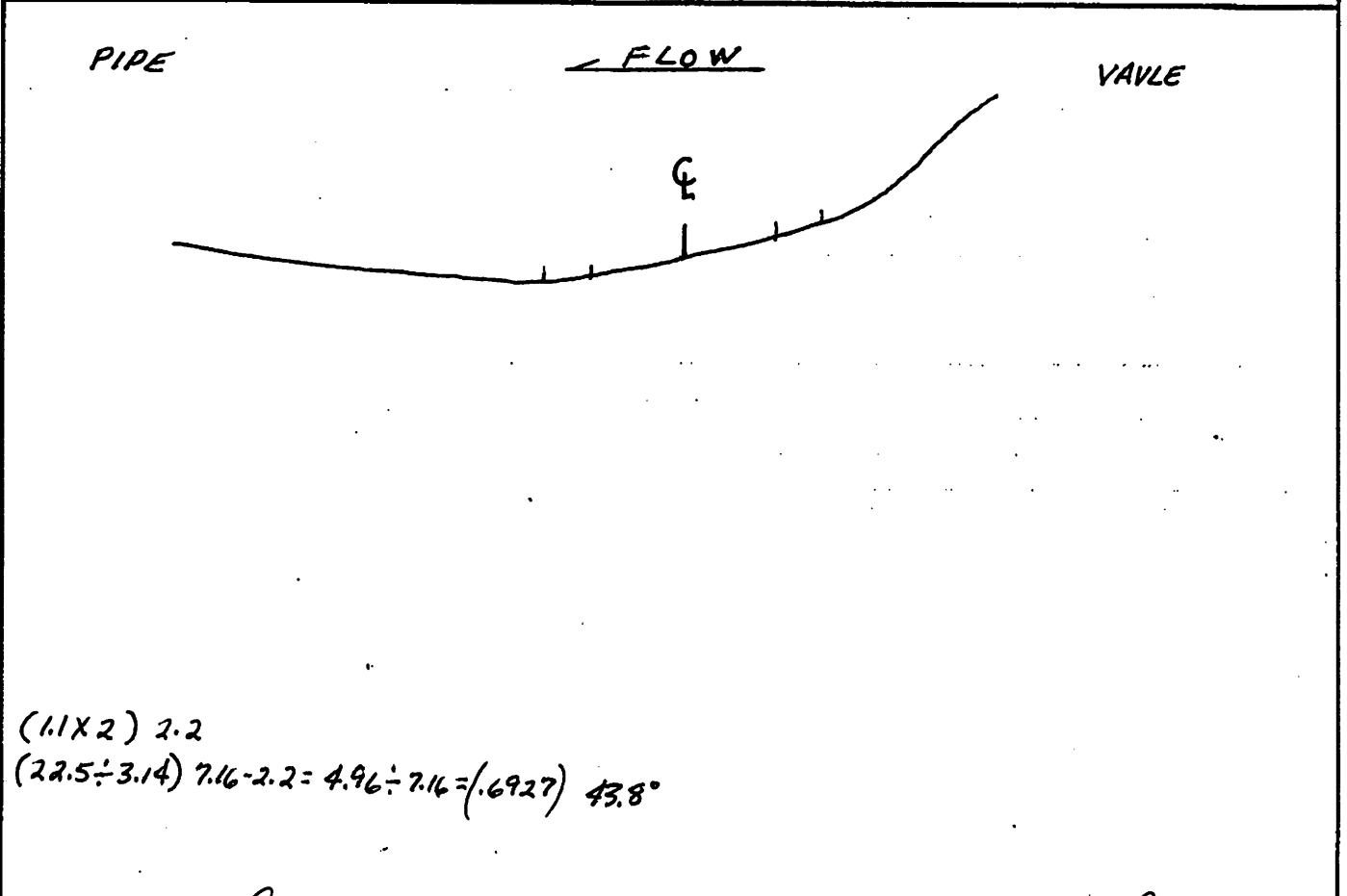
PROJECT: WBN WELD NO: SIF-D197-06  
 UNIT: 2 SYSTEM: SIS

Record Thickness Measurements As Indicated, Including Weld Width, Edge-To-Edge At 0°

Position	0°	90°	180°	270°
1	N/A			
2	1.1	N		
3	1.08		A	
4	.75			
5	.70			



CROWN HEIGHT: FLUSH DIAMETER: 6.0  
 CROWN WIDTH: 1.0 WELD LENGTH: 22.5



$(1.1 \times 2) 2.2$   
 $(22.5 \div 3.14) 7.16 - 2.2 = 4.96 \div 7.14 = (.6927) 43.8^\circ$

EXAMINER: Julio Cepato REVIEWED BY: Walter White ANII: Andrew Triplett  
 LEVEL: II LEVEL: III DATE: 8/15/12 DATE: 1-30-13  
 DATE: 06-28-12 PAGE: 1 OF 9

TVA

Office of Nuclear Power

PROJECT: WBN SYSTEM: SIS

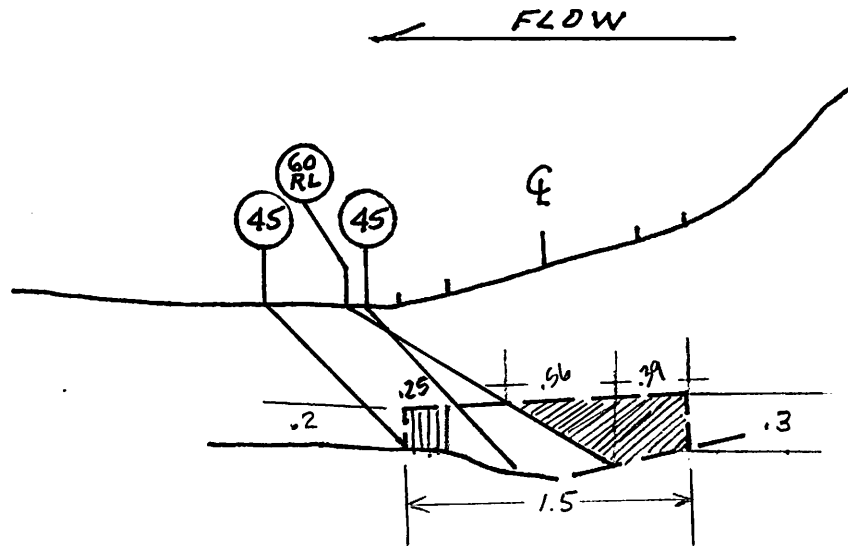
UNIT: 2 WELD NO: SIF-D197-06

REPORT NO.:

R-P1812

PIPE

VALVE



$$.25 \times 1.5 = .375 \times 22.5 = 8.4375 \times 4 = 33.75 \text{ (EXAM volume)}$$

$$.25 \times 1.5 = .375 \times 4.0 = 1.5 \text{ (DN limitation)}$$

$$.25 \times .25 = .0625 \times 2.9 = .18125 \text{ (CW limitation)}$$

$$.25 \times .25 = .0625 \times 2.9 = .18125 \text{ (CCW limitation)}$$

$$8.4375 \quad 8.4375 \quad 8.4375$$

$$- 1.5 \quad - .18125 \quad - .18125$$

$$6.9375 + 8.25625 + 8.25625 = 23.45 \div 33.75 = .6948 = 69.48\%$$

BY: *Jim Cepas* LEVEL: II DATE: 06-28-12 PAGE 8 OF 9

