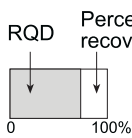













Explanation

	<i>Symbols</i>	<i>Abbreviations</i>	
Lab test		<p style="text-align: center;">RQD Percent of recovery</p> <p style="text-align: center;">0 100%</p> <p>Rock Quality Designation (RQD) and percent of recovery</p>	
	● 16,930 psi	Laboratory unconfined compression test result (E, psi)	Res = Residuum
	(8,238,000 psi)	Young's Modulus (psi)	Sap = Saprolite
	UTA-54-A	 Petrographic analysis	Col = Colluvium
		 Resonant column and torsional shear test	PWR = Partially weathered rock
In situ test	3,200,000 psi 4,300,000 psi	Goodman Jack (True Young's Modulus, Et, psi)	MW = Moderately weathered
	90,000 psi	 Pressuremeter (Shear Modulus, G, psi)	SL-F = Slightly weathered to fresh rock
			BOH = Bottom of hole
		<i>Lithology</i>	
		 Concrete	
		 Silty sand (SM)	
		 Sandy silt (ML)	
		 Gravel	
		 Diabase	
		 Meta-granodiorite	
		 Meta-quartz Diorite	
		 Meta-diorite	

WLS COL 2.5-1

**WILLIAM STATES LEE III
NUCLEAR STATION UNITS 1 & 2**

Boring Summary Sheet Explanation

FIGURE 2.5.4-218 Rev 7