





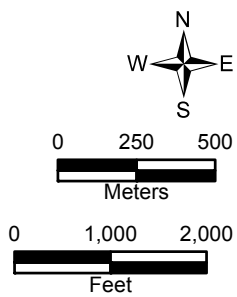


(Background as given in Figure 2.3-12)

- Legend**
-  New Plant Discharge
 -  Surface Temperature (deg C) Contour
 -  New Plant 1.5 deg F Temperature Envelope
 -  Site Boundary
 -  Adjacent Off-site Area
 -  Causeway



PSEG Power, LLC

PSEG Site ESPA
Part 3, Environmental Report

CORMIX Predicted Thermal Plume Extent
 (0.8 deg C/1.5 deg F Excess Temperature)
 Overlaid on Surface Temperature Profiles;
 May 29, 1998 End of Flood Tide

FIGURE 5.2-4 Rev 0