



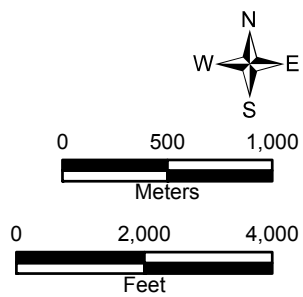


Legend

-  Surface Temperature (deg C) Contour
-  Site Boundary
-  Adjacent Off-site Area
-  Causeway



PSEG Power, LLC

PSEG Site ESPA
Part 3, Environmental Report

Surface Temperature Profiles;
May 29, 1998 End of Flood Tide

FIGURE 5.2-1 Rev 0