



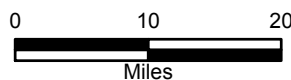
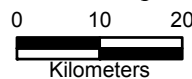


LEGEND

-  Site Location
-  50-mile (80 km) Concentric Ring
-  Major Recreation Areas within 50 Miles
-  County Boundary



<p>PSEG Power, LLC</p> <p>PSEG Site ESPA</p> <p>Part 3, Environmental Report</p>
<p>Major Recreation Areas</p> <p>within 50 Miles of the PSEG Site</p>
<p>FIGURE 2.5-5</p> <p>Rev 0</p>