

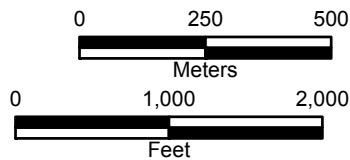


LEGEND

-  Site Boundary
-  FEMA 100 Year Flood Plain (9' Elevation)



PSEG Power, LLC

PSEG Site ESPA
Part 3, Environmental Report

FEMA 100 Year
Flood Plain - PSEG Site

FIGURE 2.3-6