



Nuclear Fuel Services, Inc. ERWIN, TENNESSEE 37650

(615) 743-91

July 16, 1982

U.S. Nuclear Regulatory Commission
Region II
101 Marietta Street
Suite 3100
Atlanta, Georgia 30303

Attention: Mr. J. P. O'Reilly
Regional Administrator

Reference: Docket 70-143; SNM-124

Gentlemen:

In accordance with Condition 61, Amendment No. 6 and Condition 67, Amendment No. 9 of SNM-124, this report is submitted on the airborne radioactivity concentrations released from plant stacks for the month of June, 1982.

The attachments list the concentrations from the major stacks. All stacks were below the Condition 61 reporting limit for the month of June.




Very truly yours,

W. C. Manser, Jr.
W. C. Manser, Jr.
General Manager

WCM:jc

Attachments

cc:
R. G. Page, Chief
Uranium Fuel Licensing Branch
U.S. Nuclear Regulatory Commission
Washington, D.C. 20555



FEE EXEMPT

DAILY SUMMARY OF STACK MONITORING

UNITS: $\mu\text{Ci}/\text{ml} \times 10^{-12}$

COMBINED TWO-SAMPLER RESULTS

Building 233Building 302/303

<u>Sample Collection Date</u>	<u>Daily Average</u>	<u>7-Day Average</u>	<u>Daily Average</u>	<u>7-Day Average</u>
6/1/82	10	23	4	8
6/2/82	32	25	5	7
6/3/82	13	19	4	6
6/4/82	9	17	5	6
6/5/82	10	15	9	6
6/6/82	23	15	6	6
6/7/82	17	16	7	6
6/8/82	28	19	14	7
6/9/82	9	16	11	8
6/10/82	15	16	10	9
6/11/82	33	19	8	9
6/12/82	18	20	17	10
6/13/82	17	20	9	11
6/14/82	14	19	3	10
6/15/82	20	18	10	10
6/16/82	25	20	4	9
6/17/82	22	21	10	9
6/18/82	30	21	10	9
6/19/82	11	20	27	10
6/20/82	12	19	13	11
6/21/82	8	18	4	11
6/22/82	6	16	9	11
6/23/82	9	14	13	12
6/24/82	8	12	15	13
6/25/82	9	9	25	15
6/26/82	40	13	39	17
6/27/82	117	28	25	19
6/28/82	160	50	10	19
6/29/82	22	52	54	26
6/30/82	190	78	6	25

ATTACHMENT II

DAILY SUMMARY OF STACK MONITORING

UNITS: $\mu\text{Ci/ml} \times 10^{-12}$

BUILDING 111

Sample Collection Date	Main Scrubber #287		[REDACTED] #278	
	Daily Average	7-Day Average	Daily Average	7-Day Average
6/01/82	2	3	2	4
6/02/82	2	3	7	5
6/03/82	2	2	2	4
6/04/82	4	2	8	4
6/05/82	2	2	2	3
6/06/82	5	3	2	3
6/07/82	3	3	1	3
6/08/82	2	3	1	3
6/09/82	2	3	2	2
6/10/82	3	3	1	2
6/11/82	4	3	1	2
6/12/82	3	3	1	1
6/13/82	1	2	0.2	1
6/14/82	5	2	0.3	1
6/15/82	4	3	0.4	1
6/16/82	5	3	0.5	1
6/17/82	3	3	0.4	1
6/18/82	2	3	0.3	0.4
6/19/82	3	3	0.2	0.3
6/20/82	3	4	0.3	0.3
6/21/82	5	4	3	0.7
6/22/82	5	4	0.4	0.7
6/23/82	4	4	0.2	0.7
6/24/82	2	4	0.5	0.7
6/25/82	3	4	0.3	0.7
6/26/82	2	3	0.4	0.7
6/27/82	4	4	2	0.8
6/28/82	4	3	2	0.7
6/29/82	5	3	13	2
6/30/82	4	3	2	3

Data listed are U-234 concentrations.

ATTACHMENT III

DAILY SUMMARY OF STACK MONITORING

UNITS: $\mu\text{Ci}/\text{ml} \times 10^{-12}$

BUILDING 302 XXXXXXXXXX

<u>Sample Collection Date</u>	<u>Daily Average</u>	<u>7-Day Average</u>
6/01/82	14	18
6/02/82	13	17
6/03/82	24	17
6/04/82	13	15
6/05/82	49	19
6/06/82	10	19
6/07/82	27	21
6/08/82	16	22
6/09/82	15	22
6/10/82	5	19
6/11/82	3	18
6/12/82	7	12
6/13/82	1	11
6/14/82	3	7
6/15/82	3	5
6/16/82	37	8
6/17/82	47	14
6/18/82	12	16
6/19/82	10	16
6/20/82	9	17
6/21/82	94	30
6/22/82	63	39
6/23/82	2	34
6/24/82	4	28
6/25/82	7	27
6/26/82	7	27
6/27/82	25	29
6/28/82	3	16
6/29/82	86	19
6/30/82	8	20