



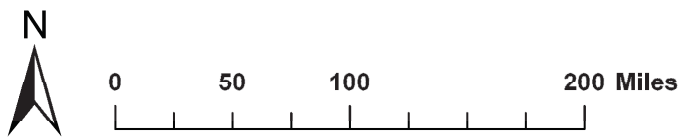


Legend

-  LNP Site
-  Cedar Key Basin
-  Tampa Bay Basin
-  Apalachicola Basin



Duke Energy Florida
 Levy Nuclear Plant
 Units 1 and 2
 Part 2, Final Safety Analysis Report

Cedar Key Basin used for SLOSH Computation
 for LNP Site

FIGURE 2.4.5-234

Rev 6