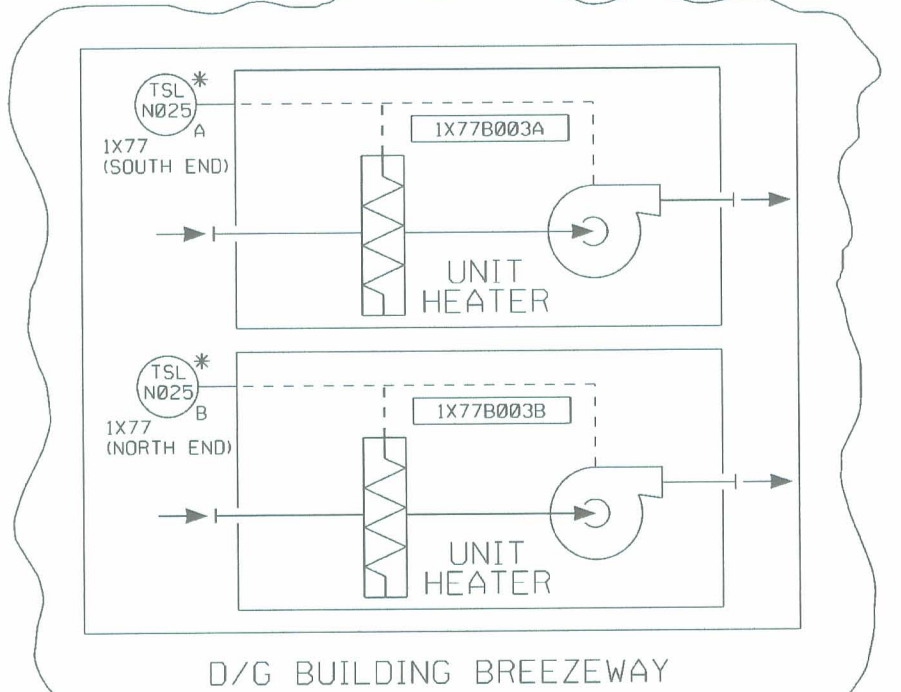
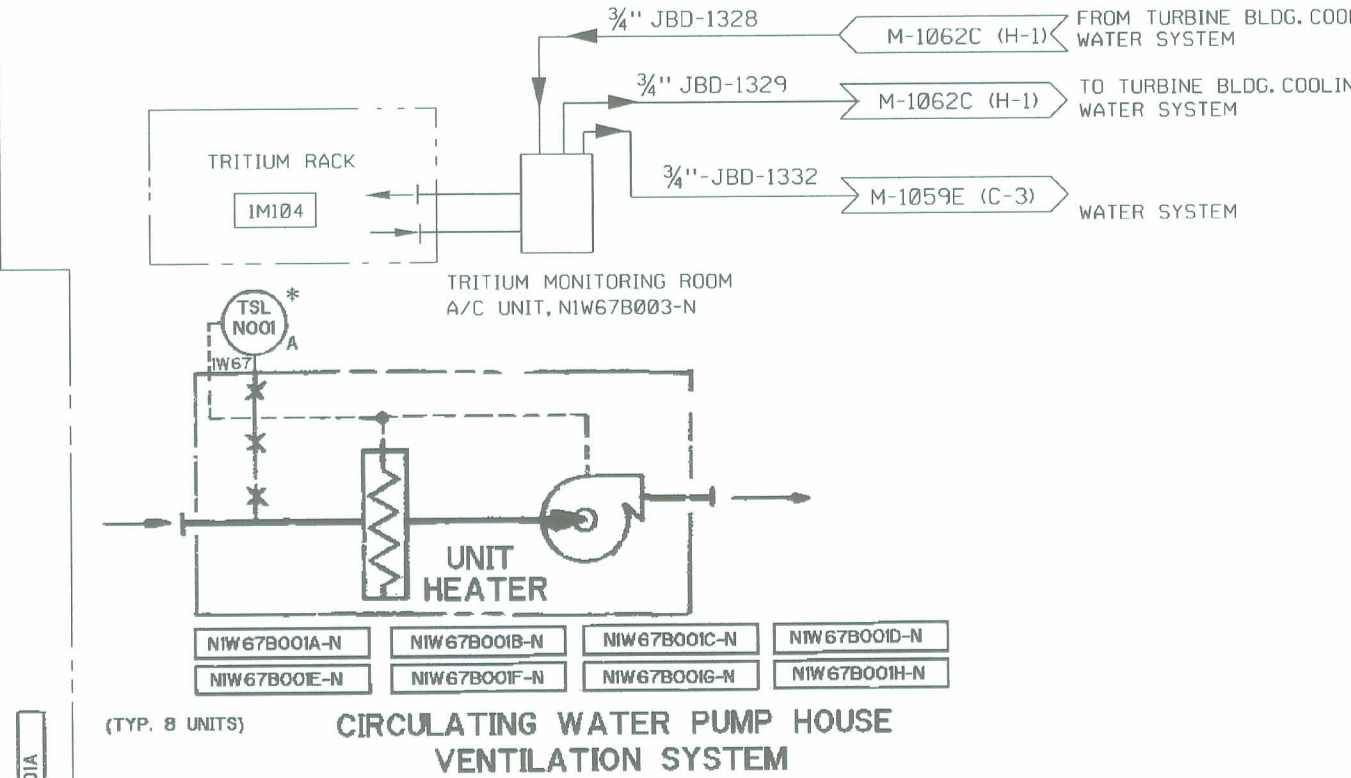
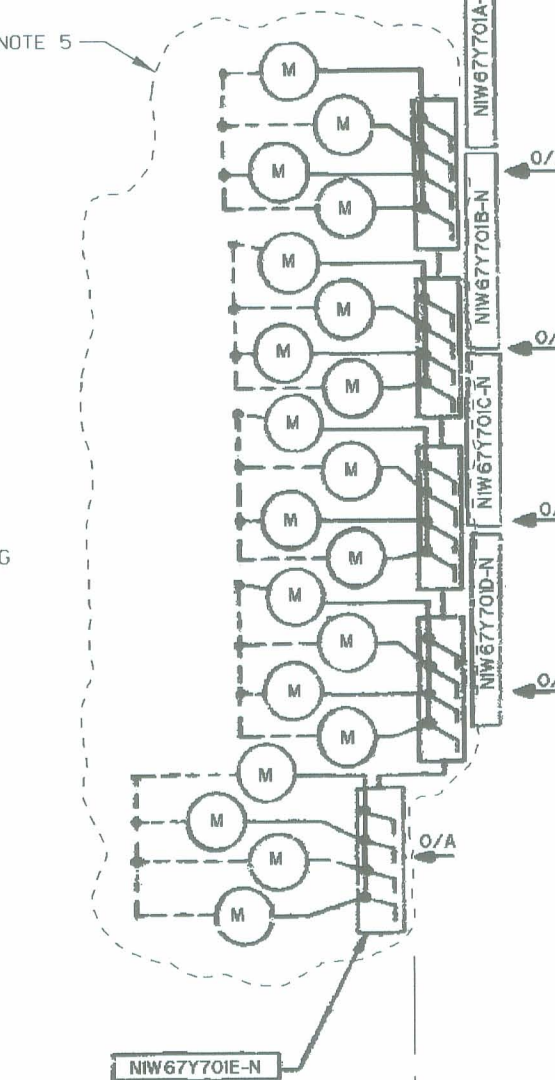


- NOTES:
- FOR HVAC LEGEND SEE M-0047.
 - THIS EQUIPMENT AND ITS ASSOCIATED CONTROL SYSTEM SHALL BE ON DIVISION II ESP BUS WHEN UNIT 1 IS OPERATING AND UNIT 2 IS UNDER CONSTRUCTION.
 - THIS EQUIPMENT IS IDLE DURING UNIT 2 CONSTRUCTION.
 - ELECTRICAL BUS NOTATION SHOWN IS FOR UNITS 1 AND 2 IN OPERATION.
 - THE MOTOR OPERATORS FOR LOWERS 1W67701A-E, 1W67702A-E, 1W67703A-E, 1W67704A-E AND 1W67705A-E HAVE BEEN ABANDONED IN PLACE.

CIRC. WATER PUMP HOUSE INSTRUMENTATION

EQUIPMENT NUMBERS	TSL	EQUIPMENT NUMBERS	PP	FP	TW
B00A-N	N00A	B003-N	N075	N076	N077
B00B-N	N00B		N078		N079
B00C-N	N00C				
B00D-N	N00D				
B00E-N	N00E				
B00F-N	N00F				
B00G-N	N00G				
B00H-N	N00H				



GRAND GULF NUCLEAR STATION
UNIT 1
UPDATED FINAL SAFETY ANALYSIS REPORT
FIGURE NUMBER - 9.4-009A

NO.	DATE	DESCRIPTION	BY	ENG	CHK	APP	DATE
012	AS-BUILT PER DRN 04-232	WE	N/A	N/A	SP		10-12-86
011	AS-BUILT PER DRN 02-660	WE	N/A	N/A	SP		2-19-86

P&I DIAGRAM
D. GEN., ECCS., ESF, ELEC. SWGR., SSW, & CIRC. WTR. PP, HSE. VENT. SYS. -UNIT 1

SCALE: NONE DRAWING No. M-1106A REV. 012
DFN: m1106a.dgn

- COMPONENTS SUBJECT TO AMR
- PLANT CHILLED WATER SYSTEM AMM14
 - HEATING, VENTILATION AND AIR CONDITIONING SYSTEM AMM17
 - NON-SAFETY RELATED SYSTEMS & COMPONENTS AFFECTING SAFETY RELATED SYSTEMS AMM20


10-13-2011

NO.	DATE	DESCRIPTION	BY	ENG	CHK	APP

REVISIONS

LRA-M-1106A

DATE PLOTTED: m1106a.DGN



D068