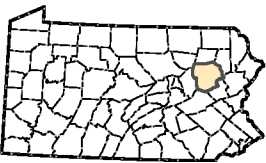















PROJECT LOCATION



LUZERNE COUNTY, PA

LEGEND

- | | | |
|--|---|--|
|  SUBSTATION |  INTERSTATE / LIMITED ACCESS |  URBAN AREA |
|  500 kV TRANSMISSION LINE |  U.S. HIGHWAY |  PENNSYLVANIA |
|  230 kV TRANSMISSION LINE |  STATE HIGHWAY |  NEW YORK |
|  PROPOSED SUSQUEHANNA-ROSELAND 500 kV TRANSMISSION LINE (ALTERNATIVE B) |  COUNTY BOUNDARY |  NEW JERSEY |
| |  STATE BOUNDARY | |

