







Legend

-  Makeup Water System Pipeline
-  250' Elevation Contour
-  Ephemeral Drainages
-  Intermittent Drainages
-  Perennial Drainages
-  Dam/Dyke
-  Wetlands

Rev. 0

