



Tennessee Valley Authority, Post Office Box 2000, Spring City, Tennessee 37381-2000

MAR 03 2000

U.S. Nuclear Regulatory Commission  
ATTN: Document Control Desk  
Washington, D.C. 20555

Gentlemen:

In the Matter of ) Docket No. 50-390  
Tennessee Valley Authority )

WATTS BAR NUCLEAR PLANT (WBN) - EMERGENCY PLAN IMPLEMENTING  
PROCEDURE (EPIP) REVISION

In accordance with the requirements of 10 CFR Part 50, Appendix E,  
Section V, the enclosure provides revised EIPs as follows:

<u>EPIP</u>	<u>Rev</u>	<u>Title</u>	<u>Effective Date</u>
EPIP-4	15	Site Area Emergency	02-08-2000
EPIP-5	15	General Emergency	02-08-2000
EPIP-6	14	Activation and Operation of the Technical Support Center	02-07-2000
EPIP-7	10	Activation and Operation of the Operations Support Center	02-07-2000
EPIP-8	12	Personnel Accountability and Evacuation	02-07-2000
EPIP-10	11	Medical Emergency Response	02-08-2000

Filing instructions are included with these documents.

A045

U.S. Nuclear Regulatory Commission  
Page 2

**MAR 03 2000**

If you should have any questions, please contact me at  
(423) 365-1824.

Sincerely,



P. L. Pace  
Manager, Licensing and Industry Affairs

Enclosure

cc (Enclosure)

NRC Resident Inspector  
Watts Bar Nuclear Plant  
1260 Nuclear Plant Road  
Spring City, Tennessee 37381

Mr. Robert E. Martin, Senior Project Manager  
U.S. Nuclear Regulatory Commission  
One White Flint North  
11555 Rockville Pike  
Rockville, Maryland 20852

U.S. Nuclear Regulatory Commission (2 copies)  
Region II  
Atlanta Federal Center  
61 Forsyth St., SW,  
Suite 23T85  
Atlanta, Georgia 30303

# FILING INSTRUCTIONS

55

DOCUMENT NUMBER EPID - 4

REMOVE REVISION 14 INSERT REVISION 15  
2-8-00

Comments \_\_\_\_\_  
\_\_\_\_\_  
\_\_\_\_\_

**TENNESSEE VALLEY AUTHORITY**

**WATTS BAR NUCLEAR PLANT**

**EMERGENCY PLAN IMPLEMENTING  
PROCEDURES**

**EPIP-4**

**SITE AREA EMERGENCY**

Revision 15

Unit 0

**QUALITY RELATED**

PREPARED BY: F. L. Pavlechko  
(Type Name)

SPONSORING ORGANIZATION: Emergency Planning

APPROVED BY: Frank L. Pavlechko

EFFECTIVE DATE: 02/08/2000

LEVEL OF USE: REFERENCE

WBN	SITE AREA EMERGENCY	EPIP-4 Revision 15 Page 2 of 12
-----	---------------------	---------------------------------------

**REVISION DESCRIPTION:**

Revision Number	Implementation Date	Description of Revision
0	04/13/90	Superseded IP-4.
1	04/01/91	Editorial and format changes.
2	01/22/92	Improved human factoring (pages 2-4) and updated references. Add a step for SM Clerk to provide EPS activation confirmation to SM. Specify EAL unique identifier in event description (Attachment 1).
3	02/10/93	Add Section 2.0 Responsibility. Add Site Emergency Director announcements to Section 3.0. Change title of Plant Duty Supervisor to Duty Plant Manager. Change Section 3.0 to reflect removal of red Emergency Notification System ring-down phones which are being replaced by NRC designated phones which will require dialing a number. Modify Appendix A so that when faxed or copied, last few lines will not be excluded. Removed notes which addressed steps that have already been performed. NUREG 0654, FEMA-REP-1, Rev.1, <i>Criteria for Preparation and Evaluation of Radiological Emergency Response Plans and Preparedness in support of Nuclear Power Plants.</i>
4	8/16/93	Editorial (non-intent) and format changes. Source notes added to the procedure.
5	1/1/94	Added NRC Resident Call as Step 14.
6	4/11/94	Included notifying Security (CAS) on Step 7 and changed Step 15 to initiate WBN EPIP-13. Added county contingency notifications to Step 4.
7	05/27/94	Followup Information Form added to the procedure. Phone numbers revised.
8	8/1/94	Initial Dose Assessment for Radiological Emergencies (EPIP-16) referenced and phone numbers to the NRC Response Center revised.
9	10/14/94	Revised phone number to McMinn County.
10	4/21/95	Revised a phone number. Editorial (non-intent) change made.

WBN	SITE AREA EMERGENCY	EPIP-4 Revision 15 Page 3 of 12
-----	---------------------	---------------------------------------

**REVISION DESCRIPTION:**

Revision Number	Implementation Date	Pages Affected	Description of Revision
CN-1	9/28/95	5	Revised phone numbers. Editorial (non-intent) changes made.
11	7/5/96	4,5,7,8	Phone number and titles revised. Procedure replacement (TI-30) identified. All revisions were evaluated to be non-intent.
12	10/10/96	3,4,5,8,9,10	The following non-intent revisions were made: Shift Personnel replaced Shift Clerk to reflect additional personnel trained on the paging system, SM designee identified by title, a phone number was added, assembly and accountability instruction enhanced, a reference was added, the non-QA record instructions were revised, and wind speed and direction were added to the initial notification form per TEMA request.
CN-1	3/27/97	3,5,6,7	TEMA additional back-up number added, changed county primary and back-up numbers
CN-2	7/31/97	3,5	Phone number change.
CN-3	2/2/98	3,5,7,8	SSP-4.05 was replaced by SPP-3.5. Editorial change.
13	6/30/98	All	Non-intent changes. Incorporated Changes Notices 1, 2 and 3. Changed reference SSP 3.4 to SPP 3.1.
14	10/21/99	All	Non-intent change. Moved termination of emergency step from Appendix A to Appendix B. STD-3.2 reference canceled.
15	02/08/00	ALL	Non- Intent change. Phone numbers revised.

WBN	SITE AREA EMERGENCY	EPIP-4 Revision 15 Page 4 of 12
-----	---------------------	---------------------------------------

## 1.0 PURPOSE<sup>4</sup>

- 1.1 To provide a method for timely notification of appropriate individuals when the Shift Manager (SM) or Technical Support Center (TSC) SED has determined by WBN EPIP-1 that an incident has occurred which is classified as a SITE AREA EMERGENCY.
- 1.2 To provide a method for periodic reanalysis of the current situation by the SED to determine whether the SITE AREA EMERGENCY should be terminated, continued or upgraded to a General Emergency.

## 2.0 RESPONSIBILITY<sup>4</sup>

The SED who is initially the SM (or other SM onsite during the emergency) or designee (Unit Supervisor, US) until properly relieved by the TSC SED, has the responsibility and authority for implementation of the actions in this instruction.

## 3.0 INSTRUCTIONS

- 3.1 Upon determining that existing conditions are classified as a SITE AREA EMERGENCY according to WBN EPIP-1 (independent evaluations by crew members may be beneficial), the SED, or designee, will:<sup>4</sup>
  1. **DIRECT** the Shift Personnel to activate the Emergency Paging System (EPS) to staff the TSC and Operations Support Center (OSC). Shift Personnel should confirm activation and provide the 20 minute printed report to the SM for review. □

**NOTE 1** IF the EPS system fails, call the ODS (5-751-1700) and have him activate the EPS.

**NOTE 2** IF the above methods of activating the EPS fail, Shift Personnel must use the Radiological Emergency Response Call Lists to staff the TSC and OSC. This list is located in the EPS Manual near the terminal.

WBN	SITE AREA EMERGENCY	EPIP-4 Revision 15 Page 5 of 12
-----	---------------------	---------------------------------------

**3.0 INSTRUCTIONS (continued)**

- 2. **COMPLETE** Appendix A Notification Information.
- 3. **ANNOUNCE** to the crew: "A Site Area Emergency is being declared based on \_\_\_\_\_. I will be the Site Emergency Director, all support and job assignments must be authorized through me."
- 4. **NOTIFY** the ODS direct by ODS Ringdown or No. 5-751-1700 or 5-751-2495 **and PROVIDE** the information from Appendix A.

**IF** the ODS cannot be contacted within 10 minutes, then directly notify Rhea County, Meigs County, McMinn County, and the Tennessee Emergency Management Agency (TEMA) is to be notified of the classification.

Rhea County EMA	9-775-2505	____(TIME)
(Alternate)	9-775-7828	____(TIME)
Meigs County EMA	9-1-423-334-3049	____(TIME)
(Alternate)	9-1-423-334-5268	____(TIME)
McMinn County	9-1-423-744-2715	____(TIME)
(Alternate)	9-1-423-744-2721	____(TIME)
Tennessee EMA	9-1-800-262-3300	____(TIME)
(Alternate)	9-1-615-741-0001	____(TIME)
(Alternate)	9-1-800-262-3400	____(TIME)

- 5. **FAX** Appendix A to the ODS.   
 (No. pre-programmed or 5-751-8620.)

**CAUTION** If there is any possibility of a radiological release, do not send personnel into areas of unknown radiological conditions without first contacting Radiological Control (RADCON).

- 6. **NOTIFY** Security (CAS) that assembly and accountability is to be conducted.



WBN	SITE AREA EMERGENCY	EPIP-4 Revision 15 Page 6 of 12
-----	---------------------	---------------------------------------

3.0 INSTRUCTIONS (continued)

7. **ANNOUNCE** to the plant: "ATTENTION ALL SITE PERSONNEL. ATTENTION ALL SITE PERSONNEL. A SITE AREA EMERGENCY has been declared based on \_\_\_\_\_. All personnel report to your assembly areas for accountability. Staff the TSC and OSC." (Repeat)
- SOUND** assembly alarm **AND**
- INITIATE** WBN EPIP-8, "Personnel Accountability and Evacuation."
8. **CALL** RADCON Lab and **SAY**: "We are in a Site Area Emergency, implement WBN EPIP-14 and CECC EPIP-9."
9. **IF** there are personnel injuries, **IMPLEMENT** WBN EPIP-10, "Medical Emergency Response".
10. **IF** there is a security threat, **IMPLEMENT** WBN EPIP-11, "Security and Access Control".
11. **NOTIFY** Duty Plant Manager, and **PROVIDE** Appendix A information (SEE duty list for telephone numbers). The Duty Plant Manager will call the Plant Manager or alternate.
12. **EVALUATE** the need to implement EPIP-16, "Initial Dose Assessment for Radiological Emergencies," for a dose projection if radioactivity is being released through normal plant release paths.
13. **NOTIFY** the NRC, using designated NRC phone (ENS), of plan activation.

**NOTE**

NRC notification should be made as soon as practicable, within one hour of "SITE AREA EMERGENCY" declaration. Whenever NRC requests, a qualified person must provide a continuous update to NRC Operations Center. The following commercial numbers for the NRC Operations Center can also be used as backups if the designated line is unavailable.<sup>3,5</sup>

9-1-301-816-5100 (MAIN)  
 9-1-301-951-0550 (BACKUP)  
 9-1-301-816-5151 (FAX)

WBN	SITE AREA EMERGENCY	EPIP-4 Revision 15 Page 7 of 12
-----	---------------------	---------------------------------------

**3.0 INSTRUCTIONS (continued)**

14. **NOTIFY** the NRC Resident Inspector by calling 1776 and **PROVIDING** the information on Appendix A.
15. **REEVALUATE** conditions using WBN EPIP-1 as necessary.
- A. **IF** the conditions are under control, **INITIATE** actions identified in WBN EPIP-13, "Termination of the Emergency and Recovery."
- B. **IF** conditions warrant upgrading to a higher classification, **INITIATE** the appropriate steps of WBN EPIP-5.
- C. **IF** other plant conditions warrant the need for followup information, **COMPLETE** the Followup Notification Form, Appendix B, and **NOTIFY** the TSC/CECC (if it is staffed) or,
- NOTIFY** the ODS direct by ODS Ringdown or No. 5-751-1700 or 5-751-2495 and **PROVIDE** the information. **IF** the ODS cannot be contacted within 10 minutes, the Tennessee Emergency Management Agency is to be notified of the information by calling 9-1-800-262-3300 or 9-1-615-741-0001 or 9-1-800-262-3400<sup>2</sup>
16. **FAX** Appendix B to the ODS.   
(No. pre-programmed or 5-751-8620.)
17. **ENSURE** applicable notifications required by SPP-3.5 and SPP-3.01 have been made.
18. **SEND** the completed WBN EPIP-4 and associated documentation to the Emergency Preparedness (EP) Manager. The EP Manager shall forward documentation to DCRM for storage as appropriate.

WBN	SITE AREA EMERGENCY	EPIP-4 Revision 15 Page 8 of 12
-----	---------------------	---------------------------------------

#### 4.0 REFERENCES

##### 4.1 Interfacing Documents

SPP-3.01 *Corrective Action Program*

SPP-3.5 *Regulatory Reporting Requirements*

WBN-EPIP-1 *Emergency Plan Classification Flowchart*

WBN-EPIP-2 *Notification of Unusual Event*

WBN-EPIP-3 *Alert*

WBN-EPIP-5 *General Emergency*

WBN-EPIP-10 *Medical Emergency Response*

WBN-EPIP-11 *Security and Access Control*

WBN-EPIP-13 *Termination of the Emergency and Recovery*

WBN-EPIP-16 *Initial Dose Assessment for Radiological Emergencies*

CECC-EPIP-9 *Emergency Environmental Radiological Monitoring Procedures*

##### 4.2 Other Documents

10 CFR 50.72 *Immediate Notification Requirements for Operating Nuclear Power Reactors*

NUREG 0654, FEMA-REP-1, Rev. 1, *Criteria for Preparation and Evaluation of Radiological Emergency Response Plans and Preparedness in Support of Nuclear Power Plants.*

ANSI 18.7-1976

CECC-EPIP-8 *Dose Assessment Staff Activities During Nuclear Plant Radiological Emergencies*

WBN	SITE AREA EMERGENCY	EPIP-4 Revision 15 Page 9 of 12
-----	---------------------	---------------------------------------

## 5.0 APPENDIX

Appendix A, Notification Information

Appendix B, Followup Notification Form

## 6.0 RECORDS

### 6.1 QA Records

Entire WBN EPIP-4, when the REP is activated, is a QA Record.

### 6.2 Non-QA Records

All EPIP-4 records generated during the course of a drill/exercise will be assembled by the EP Manager and stored appropriately.

WBN	SITE AREA EMERGENCY	EPIP-4 Revision 15 Page 10 of 12
-----	---------------------	--

APPENDIX A (Page 1 of 1)  
NOTIFICATION INFORMATION<sup>1</sup>

INITIAL NOTIFICATION FORM

1.  "THIS IS A REAL EMERGENCY. THIS IS A REAL EMERGENCY."  
OR  
 "THIS IS A DRILL. THIS IS A DRILL."
2. "This is \_\_\_\_\_ at the Watts Bar Nuclear Plant.  
There has been a REP activation on Unit 1  Unit 2 .
3. "The emergency classification is **Site Area Emergency.**"
4. "The Event designator(s)/Brief description is/are  
(e.g., loss of AC 3.1)  
\_\_\_\_\_."
5. "The plant conditions are:  Stable  Deteriorating."
6. "The radiological conditions are:  
  
 No Abnormal Release Offsite  
 Airborne Release Offsite  
 Liquid Release Offsite  
 Release Information Not Known."
7. "Wind Speed \_\_\_\_\_ Wind Direction from \_\_\_\_\_"
8. "The time the classification was declared \_\_\_\_\_ / \_\_\_\_\_."  
Time Date
9.  "There is no Protective Action Recommendation at this time."
10.  "Please repeat the information you have received to ensure accuracy."
11. \_\_\_\_\_ / \_\_\_\_\_  
Signature Date

WBN	SITE AREA EMERGENCY	EPIP-4 Revision 15 Page 11 of 12
-----	---------------------	--

APPENDIX B (Page 1 of 1)

**WBN FOLLOWUP INFORMATION FORM**  
**SITE AREA EMERGENCY**

1.  "THIS IS A REAL EVENT" or  "THIS IS A DRILL."
2. "This is \_\_\_\_\_ at the Watts Bar Nuclear Plant.  
This is followup information regarding the Site Area Emergency at Watts Bar:  
Unit 1  Unit 2 - 3. "Reactor: Shutdown  At power  "
- 4. "Plant conditions are: Stable  Deteriorating  "
- 5. "Followup information: (e.g., key events, status changes) \_\_\_\_\_  
\_\_\_\_\_  
\_\_\_\_\_"
- 6. "Onsite assembly and accountability is ongoing: Yes  No  "
- 7. "The radiological conditions are:  
  
 No Abnormal Release Offsite  
 Airborne Release Offsite  
 Liquid Release Offsite  
 Release Information Not Known."
- 8. "Additional Rad information: (e.g., release duration) \_\_\_\_\_  
\_\_\_\_\_  
\_\_\_\_\_"
- 9. "The meteorological conditions are: Wind speed: \_\_\_\_\_ Wind direction  
from: \_\_\_\_\_"
- 10.  "There is no Protective Action Recommendation at this time."
- 11. "The event terminated at \_\_\_\_ / \_\_\_\_."  
Time Date
- 12.  "Please repeat the information you have received to ensure accuracy."
- 13. \_\_\_\_\_ / \_\_\_\_ / \_\_\_\_  
Signature Time Date

WBN	SITE AREA EMERGENCY	EPIP-4 Revision 15 Page 12 of 12
-----	---------------------	--

SOURCE NOTES

Page 1 of 1

- 1 NRC IE Information Notice No. 89-89 Event Notification Worksheets
- 2 NRC IE Information Notice No. 86-97 Emergency Communications System
- 3 NRC IE Information Notice No. 86-28 Telephone Numbers to the NRC Operations Center and Regional Offices
- 4 ANSI 18.7-1976,  
Subsection, 5.3.9.3: 01POI EPIPs will contain the following elements.
- 5 NRC Administrative Letter 94-04 Change of NRC Operations Center commercial telephone and facsimile numbers.

# FILING INSTRUCTIONS

55

DOCUMENT NUMBER EPIP-5

REMOVE REVISION 14 INSERT REVISION 15  
2/8/00

Comments \_\_\_\_\_  
\_\_\_\_\_  
\_\_\_\_\_



**TENNESSEE VALLEY AUTHORITY  
WATTS BAR NUCLEAR PLANT**

**EMERGENCY PLAN IMPLEMENTING  
PROCEDURES**

**EPIP-5**

**GENERAL EMERGENCY**

Revision 15

Unit 0

**QUALITY RELATED**

PREPARED BY: F. L. Pavlechko  
(Type Name)

SPONSORING ORGANIZATION: Emergency Planning

APPROVED BY: Frank L. Pavlechko

EFFECTIVE DATE: 02/08/2000

LEVEL OF USE: REFERENCE

<b>WBN</b>	<b>GENERAL EMERGENCY</b>	<b>EPIP-5</b> <b>Revision 15</b> <b>Page 2 of 14</b>
------------	--------------------------	--

### REVISION LOG

Revision Number	Implementation Date	Description of Revision
0	04/13/90	Superseded IP-5.
1	04/01/91	Reflect revision to AI 2.8.11 concerning SM designees for certain tasks. Convert ODS information to Attachment. Revised ODS communication methods.
2	01/22/92	Improved human factoring and updated references.
3	02/10/93	Changed coversheet. Added Section 2, Responsibility. Removed Note concerning steps previously done. In Section 3.1 included words concerning independent evaluating of crew members. Included parenthesis and changed wording to aid operators in what to say. Changed order of steps. Removed Notes 1 and 2 in Section 2.1 because of redundancy. Changed TEMA telephone number. Changed title of Plant Duty Supervisor to Duty Plant Manager. Removed (red phone) from Section 2.2 due to FTS 2000 installations. Added Step 15 to ensure applicable notification.
4	08/16/93	Editorial (non-intent) and format changes. Source notes added to the procedure.
5	1/1/94	Changes made to the Protective Action Recommendation Guidance to incorporate new 10 CFR 20 changes and EPA-400. Added NRC Resident call as Step 14.
6	4/11/94	Included notifying Security (CAS) on Step 5 and changed Step 15 to initiate WBN EPIP-13. Added contingency county notifications to Step 6.
7	5/27/94	Followup Notification Form was added to the procedure. Phone numbers revised.
8	8/1/94	Initial Dose Assessment for Radiological Emergencies (EPIP-16) referenced and phone numbers to the NRC Response Center revised.
9	10/14/95	Revised McMinn County phone number.
10	4/21/95	Revised phone numbers. Editorial (non-intent) changes made.

<b>WBN</b>	<b>GENERAL EMERGENCY</b>	<b>EPIP-5</b> <b>Revision 15</b> <b>Page 3 of 14</b>
------------	--------------------------	--

### REVISION LOG

Revision Number	Implementation Date	Pages Affected	Description of Revision
CN-1	9-28-95	3, 5, 11	Revised phone numbers. Editorial (non-intent) changes made. All references to RM were changed to RE to make it consistent with site description documents.
11	7/5/96	4,5,6,7,8	Phone number and titles revised. Procedure replacement (TI-30) identified. All revisions were evaluated to be non-intent.
12	10/10/96	3,4,5,8,9	The following non-intent revisions were made: Shift Personnel replaced Shift Clerk to reflect additional personnel trained on the paging system, SM designee identified by title, a phone number was added, assembly and accountability instruction enhanced, a reference was added, and the non-QA record instructions were revised.
CN-1	3/27/97	3,5,6	TEMA additional back-up number added, counties changed phone numbers
CN-2	2/2/98	3,5,6,7,8	SSP-4.05 was replaced by SPP-3.5. Editorial changes were made.
13	6/30/98	All	Non-intent Changes. Incorporated Change Notices 1 and 2. Changed reference SSP 3.4 to SPP 3.1.
14	10/21/99	All	Non-intent change. Moved termination step from Appendix A to Appendix C. STD-3.2 reference canceled.
15	02/08/00	All	Non-intent change. Revised phone number.

<b>WBN</b>	<b>GENERAL EMERGENCY</b>	<b>EPIP-5</b> <b>Revision 15</b> <b>Page 4 of 14</b>
------------	--------------------------	--

**1.0 PURPOSE**

- 1.1 To provide a method for timely notification of appropriate individuals when the Shift Manager (SM) or Technical Support Center (TSC) Site Emergency Director (SED) has determined by WBN EPIP-1 that an incident has occurred which is classified as a GENERAL EMERGENCY.<sup>11</sup>
- 1.2 To provide a method for periodic reanalysis of the current situation by the SED to determine whether the GENERAL EMERGENCY should be terminated or continued.

**2.0 RESPONSIBILITY**

The SED who is initially the SM (or other SM onsite during the emergency) or designee (Unit Supervisor, US) until properly relieved by the TSC SED, has the responsibility and authority for implementation of the actions in this instruction.<sup>10,11</sup>

**3.0 INSTRUCTIONS**

- 3.1 Upon determining that existing conditions are classified as a GENERAL EMERGENCY according to WBN EPIP-1 (independent evaluations by crew members may be beneficial), the SED, or designee, will:<sup>11</sup>

- 1. **DIRECT** Shift Personnel to activate the Emergency Paging System (EPS) to staff the TSC and Operations Support Center (OSC). Shift Personnel should confirm activation and provide the 20 minute printed report to the SM for review.

**NOTE 1** IF the EPS system fails, call the ODS (5-571-1700) and have him activate the EPS.

**NOTE 2** IF the above methods of activating the EPS fail, Shift Personnel must use the Radiological Emergency Response Call Lists to staff the TSC and OSC. This list is located in the EPS Manual near the terminal.

- 2. **COMPLETE** Appendix A and B, Notification Information.

- 3. **ANNOUNCE** to the crew: "A General Emergency is being declared based on \_\_\_\_\_.  
I will be the Site Emergency Director, all support and job assignments must be authorized through me."

**3.0 INSTRUCTIONS** (continued)

4. **IF** Assembly Alarm has not been activated, **NOTIFY** Security (CAS) that assembly and accountability is to be conducted.
- SOUND** the assembly alarm **AND**  
= **INITIATE** WBN EPIP-8, "Personnel Accountability and Evacuation".

5. **ANNOUNCE** to the plant: "ATTENTION ALL SITE PERSONNEL. ATTENTION ALL SITE PERSONNEL. A GENERAL EMERGENCY has been declared based on \_\_\_\_\_."

All plant personnel report to assembly areas for accountability. Staff the TSC and OSC." (Repeat)

6. **NOTIFY** the ODS direct by ODS Ringdown or 5-751-1700 or 5-751-2495 and **PROVIDE** the information from Appendix A.

**IF** the ODS cannot be contacted within 10 minutes, then directly notify Rhea County, Meigs County, McMinn County, and the Tennessee Emergency Management Agency (TEMA) of the classification.

Rhea County EMA	9-775-2505	_____ (TIME)
(Alternate)	9-775-7828	_____ (TIME)
Meigs County EMA	9-1-423-334-3049	_____ (TIME)
(Alternate)	9-1-423-334-5268	_____ (TIME)
McMinn County EMA	9-1-423-744-2715	_____ (TIME)
(Alternate)	9-1-423-744-2721	_____ (TIME)
Tennessee EMA	9-1-800-262-3300	_____ (TIME)
(Alternate)	9-1-615-741-0001	_____ (TIME)
(Alternate)	9-1-800-262-3400	_____ (TIME)

7. **FAX** Appendix A to the ODS. (No. pre-programmed or 5-751-8620.)
8. **CALL** RADCON Lab and **SAY**: "We are in a General Emergency, implement WBN EPIP-14 and CECC EPIP-9."
9. **IF** there are personnel injuries, **IMPLEMENT** EPIP-10, "Medical Emergency Response".
10. **IF** there is a security threat, **IMPLEMENT** EPIP-11, "Security and Access Control".

<b>WBN</b>	<b>GENERAL EMERGENCY</b>	<b>EPIP-5</b> <b>Revision 15</b> <b>Page 6 of 14</b>
------------	--------------------------	--

**3.0 INSTRUCTIONS** (continued)

- 11. **NOTIFY** Duty Plant Manager, and **PROVIDE** the Appendix A information (**SEE** duty list for telephone numbers). The Duty Plant Manager will call the Plant Manager or his alternate.
- 12. **EVALUATE** the need to implement EPIP-16, "Initial Dose Assessment for Radiological Emergencies," for a dose projection if radioactivity is being released through normal plant release paths.
- 13. **NOTIFY** the NRC by the NRC designated phone (ENS) of plan activation.

**NOTE** NRC notification should be made as soon as practicable, but within one hour of "GENERAL EMERGENCY" declaration. Whenever NRC requests, a qualified person must provide a continuous update to NRC Operations Center. The following commercial numbers for the NRC Operations Center can be used as backups if the designated line is unavailable.<sup>3,13</sup>

9-1-301-816-5100 (MAIN)  
 9-1-301-951-0550 (BACKUP)  
 9-1-301-816-5151 (FAX)

- 14. **NOTIFY** NRC Resident Inspector by **CALLING** 1776 and **PROVIDING** the information on Appendix A.
- 15. **REEVALUATE** conditions using WBN EPIP-1 as necessary. **IF** conditions are under control, **INITIATE** actions identified in WBN EPIP-13, "Termination of the Emergency and Recovery." 
  - A. **IF** other plant conditions warrant the need for followup information, **COMPLETE** the Followup Notification Form, Appendix C, and **NOTIFY** the TSC/CECC (if it is staffed) or **NOTIFY** the ODS direct by ODS Ringdown or No. 5-751-1700 or 5-751-2495 and **PROVIDE** the information. **IF** the ODS cannot be contacted within 10 minutes, the Tennessee Emergency Management Agency is to be notified of the information by calling 9-1-800-262-3300 or 9-1-615-741-0001 or 9-1-800-262-3400.<sup>2</sup>
- 16. **FAX** Appendix C to the ODS.   
 (No. pre-programmed or 5-751-8620.)

<b>WBN</b>	<b>GENERAL EMERGENCY</b>	<b>EPIP-5</b> <b>Revision 15</b> <b>Page 7 of 14</b>
------------	--------------------------	--

**CAUTION** If there is any possibility of a radiological release, do not send personnel into areas of unknown radiological conditions without first contacting RADCON.

17. **ENSURE** applicable notifications required by SPP-3.5 and SPP-3.01 have been made.

18. **SEND** the completed WBN EPIP-5 and associated documentation to the Emergency Preparedness (EP) Manager. The EP Manager shall forward documentation to DCRM for storage as appropriate.

<b>WBN</b>	<b>GENERAL EMERGENCY</b>	<b>EPIP-5</b> <b>Revision 15</b> <b>Page 8 of 14</b>
------------	--------------------------	--

#### **4.0 REFERENCES**

##### **4.1 Interfacing Documents**

*SPP-3.5 Regulatory Reporting Requirements*

*SPP-3.01 Corrective Action Program*

*WBN-EPIP-1 Emergency Plan Classification Flowchart*

*WBN-EPIP-2 Notification of Unusual Event*

*WBN-EPIP-3 Alert*

*WBN-EPIP-4 Site Area Emergency*

*WBN-EPIP-10 Medical Emergency Response*

*WBN-EPIP-11 Security and Access Control*

*WBN-EPIP-13 Termination of the Emergency and Recovery*

*WBN-EPIP-16 Initial Dose Assessment for Radiological Emergencies*

*CECC-EPIP-9 Emergency Environmental Radiological Monitoring Procedures*

##### **4.2 Other Documents**

*10 CFR 50.72 Immediate Notification Requirements for Operating Nuclear Power Reactors*

*NUREG 0654, FEMA-REP-1, Rev. 1, Criteria for Preparation and Evaluation of Radiological Emergency Response Plans and Preparedness in Support of Nuclear Power Plants.*

*ANSI N18.7-1976*

*10 CFR 20, Standards for Protection From Radiation*

*EPA 400-R-92-001, Manual of Protective Action Guides and Protective Actions for Nuclear Incidents*



<b>WBN</b>	<b>GENERAL EMERGENCY</b>	<b>EPIP-5</b> <b>Revision 15</b> <b>Page 9 of 14</b>
------------	--------------------------	--

4.2 Other Documents (continued)

*Implementation of New EAL Protective Action Guides and Protective Actions for Nuclear Incidents*

*CECC-EPIP-8 Dose Assessment Staff Activities During Nuclear Plant Radiological Emergencies*

**5.0 APPENDICES**

Appendix A, Notification Information

Appendix B, Protective Action Recommendation Guidance

Appendix C, Followup Information Form

**6.0 RECORDS**

6.1 QA Record

Entire WBN EPIP-5, when the REP is activated, is a QA Record.

6.2 Non-QA Records

All EPIP-5 records generated during the course of a drill/exercise will be assembled by the EP Manager and stored appropriately.

<b>WBN</b>	<b>GENERAL EMERGENCY</b>	<b>EPIP-5</b> <b>Revision 15</b> <b>Page 10 of 14</b>
------------	--------------------------	---

**APPENDIX A (Page 1 of 1)  
NOTIFICATION INFORMATION<sup>1, 8</sup>**

**INITIAL NOTIFICATION FORM**

1.  "THIS IS A REAL EMERGENCY. THIS IS A REAL EMERGENCY." OR  
 "THIS IS A DRILL. THIS IS A DRILL."
2. "This is \_\_\_\_\_ at the Watts Bar Nuclear Plant.  
There has been a REP activation on Unit 1."
3. "The emergency classification is **General Emergency**."
4. "The Event designator(s)/brief description is/are (e.g., Fission Product Barrier Matrix)  
\_\_\_\_\_."
5. "The plant conditions are:    Stable    Deteriorating."
6. "The radiological conditions are:  
 No Abnormal Release Offsite  
 Airborne Release Offsite  
 Liquid Release Offsite  
 Release Information Not Known."
7. Wind Speed \_\_\_\_\_ Wind Direction FROM \_\_\_\_\_
8. "The time the classification was declared \_\_\_\_\_ / \_\_\_\_\_."  

Time      Date
9. "THE FOLLOWING PROTECTIVE ACTION RECOMMENDATION IS PROVIDED:"  
 Recommendation 1                       Recommendation 3  
 Recommendation 2                       Recommendation 4
10.  "Please repeat the information your have received to ensure accuracy."
11. \_\_\_\_\_ / \_\_\_\_\_  

Signature                      Date

APPENDIX B  
(Page 1 of 1)

PROTECTIVE ACTION RECOMMENDATION GUIDANCE<sup>4,5,6,7,8,9,12</sup>

*Watts Bar Nuclear*

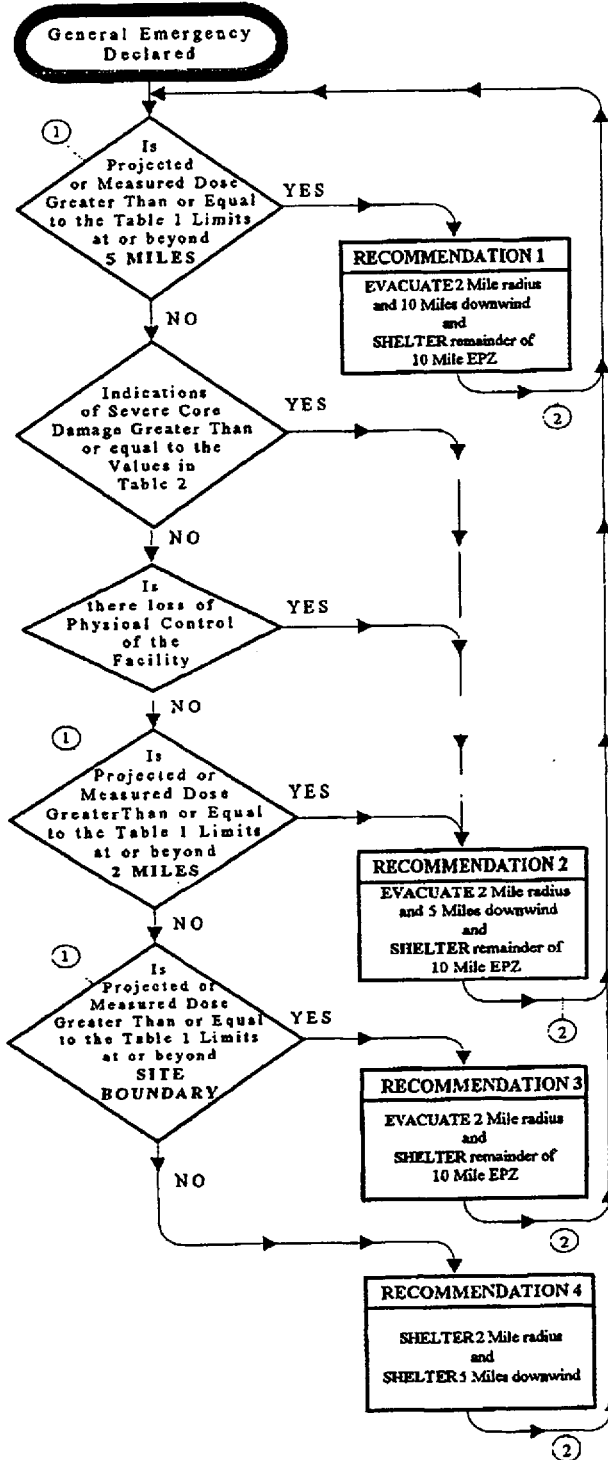
NOTES	
①	IF Conditions Are not known, Then Answer No.
②	CONTINUE ASSESSMENT. Modify protective actions based on available plant and field monitoring information. Locate and evacuate additional localized hot spots.

TABLE 1 RADIOACTIVITY RELEASE DOSE	
TYPE	LIMIT
Measured	3.9 E-6 µCi/cc of Iodine-131
	1 REM/hr External Dose
Projected	1 REM TEDE
	5 REM Thyroid CDE

TABLE 2 Severe Core Damage INDICATIONS	
1.	Containment radiation monitor reading * on 1-RE-90-271 and 272 equal to or greater than 9.0 E+1 R/hr or Containment radiation monitor reading * on 1-RE-90-273 and 274 equal to or greater than 7.0 E+1 R/hr.
2.	Reactor Coolant Activity of $\geq 300 \mu\text{Ci/gm}$ Dose Equivalent Iodine-131.
3.	Inadequate core cooling as indicated by "red" path from core cooling status tree.
4.	Core exit TCs greater than 1200° F

edp/designer/WBNPAG.DRW  
August 28, 1995

\* Revision





<b>WBN</b>	<b>GENERAL EMERGENCY</b>	<b>EPIP-5</b> <b>Revision 15</b> <b>Page 13 of 14</b>
------------	--------------------------	---

**SOURCE NOTES**

Page 1 of 2

- |   |   |
|---|---|
| <sup>1</sup> NRC IE Information Notice No. 89-89          | Event Notification Worksheets   |
| <sup>2</sup> NRC IE Information Notice No. 86-97          | Emergency Communications System   |
| <sup>3</sup> NRC IE Information Notice No. 86-28          | Telephone Numbers to the NRC Operations Center and Regional Offices   |
| <sup>4</sup> NRC IE Information Notice No. 83-28          | Criteria For Protective Action<br>Recommendations For General Emergencies   |
| <sup>5</sup> MC-850321809004, MSC-00956,<br>NCO-920030366 | Monitor readings included in Logic Diagram for Protective Action<br>Recommendations App. B, Note 3.   |
| <sup>6</sup> NIR-0588, DV-851601F 00001.                  | Include sheltering and immediate Protective Action. Appendix B (Page 1 of 1) Recommendation 2 and Note 1 Initiating Conditions.   |
| <sup>7</sup> MC-840827005037, MSC-02402.                  | Revision to Instructional Notes. Appendix B (Page 1 of 1) Notes 1 through 5.  |
| <sup>8</sup> MC-840827005005, MSC-02376,<br>NCO-920030986 | Range of Protective Action<br>Recommendations by the Site Emergency Director. Appendix A (Page 1 of 1) Number 9.<br>Appendix B (Page 1 of 1) Protective Action Recommendation Guidance.<br>Recommendations 1 through 9. |

<b>WBN</b>	<b>GENERAL EMERGENCY</b>	<b>EPIP-5</b> <b>Revision 15</b> <b>Page 14 of 14</b>
------------	--------------------------	---

**SOURCE NOTES**

Page 2 of 2

- |               |  |  |
|---------------|--|--|
| <sup>9</sup>  | MC-840719003003, MSC-00700,<br>NCO-920030221 | CNTMT Rad Monitor Levels used in Protective Action Recommendations. Appendix B (Page 1 of 1) Note 3. |
| <sup>10</sup> | MC-840827005035A, MSC-2400.                  | SED duties that can not be delegated. Section 2.0 responsibility. Also see EIPs 6 and 15.            |
| <sup>11</sup> | ANSI N18.7-1976<br>Subsection 5.3.9.3: 01POI | EIPs will contain the following elements.  |
| <sup>12</sup> | 390/93-64A                                   | 10 CFR 20 revision made to the PAR chart.  |
| <sup>13</sup> | NRC Administrative Letter 94-04              | Change of NRC Operations Center commercial telephone and facsimile numbers.                          |

# FILING INSTRUCTIONS

DOCUMENT NUMBER EPIC-6

REMOVE REVISION 13 INSERT REVISION 14

Comments \_\_\_\_\_  
\_\_\_\_\_  
\_\_\_\_\_

**TENNESSEE VALLEY AUTHORITY**

**WATTS BAR NUCLEAR PLANT**

**EMERGENCY PLAN IMPLEMENTING  
PROCEDURES**

**EPIP-6**

**ACTIVATION AND OPERATION OF THE  
TECHNICAL SUPPORT CENTER (TSC)**

Revision 14

Unit 0

**QUALITY RELATED**

PREPARED BY: F. L. Pavlechko  
(Type Name)

SPONSORING ORGANIZATION: Emergency Planning

APPROVED BY: Frank L. Pavlechko

EFFECTIVE DATE: 02/07/2000

LEVEL OF USE: REFERENCE



## REVISION LOG

Revision Number	Implementation Date	Description of Revision
0	04/13/90	Superseded IP-6.
1	12/17/91	Change position titles. Checklists for TSC Logkeeper and TSC Clerk. Add Appendix Y to respond to NER Item 910949 concerning small break LOCA. Consolidation and human factor enhancements. Fitness-For-Duty requirements (Section 2.3.2).
2	10/5/92	Added Section 2.0 Responsibility. Added Section 3.3.3 on minimum TSC Staffing. Removed requirement from each checklist to sign TSC FFD/Sign-in roster. Changed name of WBN EPIP-13 to "Termination and Recovery." Added NUREG 0654 and 0696 as references. Made changes to TSC Org. Chart, Appendix A. Deleted last statement on Appendix Q (now Appendix W) concerning closure of the Main Control Room Biological Shield Doors to close out WBFIR 920052. Replaced HCIs on Appendix V with Nuclear Power Health and Safety Manual. Replaced FFD Roster on Appendix AA with TSC Sign-in Roster. Changed format of word processing. Editorial changes as needed.
3	02/10/93	Editorial changes as needed.
4	8/16/93	Editorial (non-intent) and format changes. Site Vice President responsibilities revised. EP Manager responsibilities expanded. Control Room Chiller guidance under LOCA/HELB added to Appendix Z. Plant Parameter Data revised to reflect system RM-90 Numbers. Appendix R. Source notes added to the procedure. Appendix W revised to reflect new information on the Containment Sump Operation and Level Guidance. Additions made to Plant Parameter Data Sheets (Appendix H) per Chemistry request to enhance monitoring. Security controls added to MCR during an emergency.
5	1/1/94	Editorial changes and revision made to reflect new 10 CFR 20 and EPA 400 requirements.
6	05/27/94	Changed alarm criteria in 3.3.1C. Added "operations" advice to section 3.5.2. Position title changes, changes to System 90, corrected CECC EPIP-9 title on Appendix C, Added RADCON Manager responsibilities to Appendix I, added note to Appendix J, added food and lodging responsibilities to Appendix M, removed EDIS responsibility from Appendix P, new ERCW drawing in Appendix X.
CN-1	1/17/95	Source note references for the ENS and HPN were added to the text.
7	4/21/95	Appendix Z renamed to "Additional TAT Duties (Post Accident)" to support emergency actions. ERFDS references added to the procedure. Rad monitor information in Appendix R revised to reflect enhancements to System 90 (Rad monitoring). Appendix V reference material review requirements transferred from Plant Manager to Emergency Preparedness Manager. Source note added to the procedure. Editorial (non-intent) changes made. Added initial responsibility to RADCON Manager concerning TSC habitability.

<b>WBN</b>	<b>ACTIVATION AND OPERATION OF THE TECHNICAL SUPPORT CENTER</b>	<b>EPIP-6 Revision 14  Page 3 of 72</b>
------------	---	---

**REVISION LOG**

Revision Number	Implementation Date	Pages Affected	Description of Revision
8	6/23/95	67	Revised Appendix Z to include requirements for Auxiliary Building lighting guidance after a LOCA/MSLB inside primary containment.
CN-1	9/28/95	12, 13, 39, 60, 62, 63	(Non-intent) grammatical and numerical corrections made. Information was enhanced in Appendix X to provide additional contingency options for ERCW concerns.
CN-2	7/12/96	3, 67, 67(a), 71	Add page to Appendix Z (a), to cover the concerns of SOER-93.0001 for cleanup of the secondary side water and installing temporary hotwell indication if needed.
9	10/10/96	3, 4, 5, 6, 7, 8, 12, 13, 16, 17, 19, 22, 24, 25, 26, 28, 29, 30, 32, 34, 36, 37, 38, 39, 40, 42, 43, 44, 45, 46, 47, 49, 50, 54, 59, 61, 72	The following non-intent revisions were made: removed RC Mgr. from 3.3.4, per WBP960582, changed all references of SOS to SM, enhanced TSC activation instructions, added organizational title and work phone number to call list reference, replaced TI-30 with EPIP-16, enhanced headset instruction in App. G, added responsibility to App. I, added AUO announcement to App. M, App. N deleted due to repetitive instructions in APP. Q, editorial non-intent changes concerning when to card into TSC accountability card readers made, RE/RM reference note added to App. R, App. T revised to reflect utilization of ERFDS, Westinghouse Rep. added to note 2, repaginated to include page 2 of App. Z, and other minor grammatical changes to enhance human factoring.
CN-1	2/15/97	48	Operational responsibility added to Appendix P.
CN-2	2/10/98	3,5,8,11,21,24, 43, 51	Satellite phone added to communications loss statement, SSP-1.06 changed to SPP-1.2, App. M add resp. to call clerks. App. Q Fire Pro. changed to HVAC Sys. Eng
10	6/30/98	All	Non-Intent Changes. Made text alignment, typo corrected. Incorporated Change Notices 1 and 2.
11	12/28/98	All	Added the following non-intent changes: GL 96-06 to Sect. 4.1 & Source Notes, editorial changes, SAMG responsibilities to Apps. C, E & Q, Ops staffing considerations to App. D, PORC/50.54x evaluation to Apps. E & Q, considerations to security/ environmental hazards to App. H, provide rad data to OSC to App. I, confirm completion of EIPs 2-5 to App. M. Added ERCW caution to App. X.
12	3/2/99	All	Non-intent change. Revised ERFDS to ICS. Duty added to TSC clerical staff in Appendix P.
13	10/21/99	All	Non-intent change. Enhancement to Appendix R on instrument IDs. Removed 1-XR-1-5 reference in Appendix R due to DCN-39911. Duty added to TSC clerical staff in Appendix P. Changed AUO requirement due to tech spec changes in Appendix D.
14	02/07/00	All	Non-intent change. Revised APP. C SED Turnover Data Sheet per corrective action for PER-00-000177-000. Enhanced operational responsibilities in APP. C and F.

<b>WBN</b>	<b>ACTIVATION AND OPERATION OF THE TECHNICAL SUPPORT CENTER</b>	<b>EPIP-6 Revision 14  Page 4 of 72</b>
------------	---	---

## **1.0 PURPOSE<sup>8,11</sup>**

The purpose of this Procedure is to describe activation of Technical Support Center (TSC), describe the TSC organization, and provide for TSC operation once it has been staffed.

## **2.0 RESPONSIBILITY<sup>2,11</sup>**

The Shift Manager (SM), upon detection of an emergency condition, becomes the Site Emergency Director (SED), classifies the emergency, and declares the event. Upon arrival of the Plant Manager, or alternate defined in the Emergency Response Organization Call List, the SM will be relieved of the SED duties. The SED activates and operates the TSC (Appendix A) and oversees the operations of the Operations Support Center (OSC).

## **3.0 INSTRUCTION**

### **3.1 General<sup>4,9</sup>**

The TSC will provide the following functions:

- A. Provide plant management and technical support to plant Operations personnel during emergency conditions.
- B. Perform CECC functions for the Alert Emergency class, the Site Area Emergency class, and General Emergency class until the CECC is functional.
- C. Help the reactor operators determine the plant safety status.
- D. Relieve the reactor operators of peripheral duties and communications not directly related to reactor system manipulations.
- E. Prevent congestion in the control room.
- F. Provide assistance to the operators by technical personnel who have comprehensive plant data at their disposal.
- G. Provide a coordinated emergency response by both technical and management personnel.

<b>WBN</b>	<b>ACTIVATION AND OPERATION OF THE TECHNICAL SUPPORT CENTER</b>	<b>EPIP-6 Revision 14  Page 5 of 72</b>
------------	---	---

### 3.0 INSTRUCTION (continued)

- H. Provide reliable communications between onsite and offsite emergency response personnel.
- I. Provide a focal point for development of recommendations for offsite actions.
- J. Provide relevant plant data to the NRC for its analysis of abnormal plant operating conditions.

### 3.2 Initiating Conditions

This procedure shall be activated if an emergency has been declared and classified as ALERT, SITE AREA EMERGENCY, or GENERAL EMERGENCY.

This procedure may be activated at any other time at the discretion of the SED.

### 3.3 Activation of the TSC

- 3.3.1 The SED will activate the TSC and announce the emergency condition by one or more of the following methods depending on time of day, etc:
  - A. Plant public address announcement.

#### NOTE:

- The Radiological Emergency Response Organization Call List is handled in accordance with the Fitness for Duty, (SPP-1.2).
- B. Shift personnel will normally activate the Emergency Paging System (EPS) or contact the persons designated on the Emergency Response Organization Call List.
- C. TSC personnel can also contact additional responders/replacements by phone using the Emergency Response Organization Call List available in the TSC and Appendix AA.
- D. Target activation time for Minimum TSC staffing is approximately 60 minutes.

<b>WBN</b>	<b>ACTIVATION AND OPERATION OF THE TECHNICAL SUPPORT CENTER</b>	<b>EPIP-6 Revision 14</b>  <b>Page 6 of 72</b>
------------	---	--

### 3.0 INSTRUCTIONS (continued)

#### 3.3.2 Emergency Response Organization Call List <sup>6</sup>

The Site Emergency Preparedness (EP) Manager **shall**:

1. MAINTAIN an Emergency Response Call List listing all TSC (and other emergency) personnel by organizational title, name, home and work telephone numbers, and pager numbers.
2. UPDATE the Emergency Response Organization Call List quarterly with input by the appropriate organizations. Current copies of the list will be maintained in the TSC, OSC, Main Control Room, SM Office, and Nuclear Security. Each page will be dated for revision control.

All TSC responders **shall** have unescorted protected area access and **shall** comply with fitness-for-duty policies while on-call.

3.3.3 Depending on the emergency conditions, personnel required for the TSC may vary. Listed below is the minimum staff required:

- Site Emergency Director
- Technical Assessment Manager (TAM) or Technical Assessment Team Leader
- RADCON Manager

<b>WBN</b>	<b>ACTIVATION AND OPERATION OF THE TECHNICAL SUPPORT CENTER</b>	<b>EPIP-6 Revision 14  Page 7 of 72</b>
------------	---	---

### **3.0 INSTRUCTIONS (continued)**

3.3.4 In addition, the following personnel should report to the TSC, or assigned TSC support location, upon announcement of an ALERT or higher emergency or at the direction of the SED:<sup>16</sup>

- Site Vice President (optional)
- Operations Manager
- Operations Communicator
- TSC Maintenance Manager
- Control Room Communicator (report to Control Room)
- Nuclear Security Manager (can initially be the Nuclear Security Shift Supervisor)
- Technical Assessment Team
- Chemistry Manager
- NRC Coordinator
- Emergency Preparedness Manager
- Media Relations Specialist (optional)
- Westinghouse Representative
- TSC Boardwriters
- Emergency Response Team Boardwriter

<b>WBN</b>	<b>ACTIVATION AND OPERATION OF THE TECHNICAL SUPPORT CENTER</b>	<b>EPIP-6 Revision 14</b>  <b>Page 8 of 72</b>
------------	---	--

### **3.0 INSTRUCTIONS (continued)**

#### **3.4 Required Actions For Activation and Operation of the TSC**

- 3.4.1 TSC staff actions and responsibilities are described in their checklists (Appendices B-Q).
- 3.4.2 TSC responders will complete all of the applicable steps contained in the appropriate Appendix/Checklist for their position.
- 3.4.3 The TSC Site Emergency Director or designee shall declare the TSC activated and inform the SM of the final transfer of responsibilities. A formal activation announcement shall be made plant wide to indicate the transfer of responsibility from the SM to the TSC SED.

#### **3.5 Contingencies**

- 3.5.1 If there is a loss of onsite to offsite telephone communications, cellular phone, radios or the satellite phone described in SOI-100.01 will be used.<sup>17</sup>
- 3.5.2 If the TSC becomes uninhabitable, the SED will relocate the TSC to an alternate location based on RADCON/OPERATIONS advice.
- 3.5.3 Plant procedures should be followed whenever possible. Should a situation arise where normal procedures would be inappropriate, action will be performed as determined by the SED.

<b>WBN</b>	<b>ACTIVATION AND OPERATION OF THE TECHNICAL SUPPORT CENTER</b>	<b>EPIP-6 Revision 14</b>  <b>Page 9 of 72</b>
------------	---	--

### **3.0 INSTRUCTIONS (continued)**

#### **3.6 Long-Term Operation<sup>10</sup>**

- 3.6.1 Long-term operation will be put into effect during emergencies which are projected to exist for more than 12 hours.
- 3.6.2 The SED will notify the Central Emergency Control Center (CECC) of the decision to begin long-term operation.
- 3.6.3 Meals and arrangements for sleeping facilities will be made at the request of the SED. These arrangements may be made by the CECC.
- 3.6.4 Additional personnel will be called in at the request of the SED to provide coverage or to ensure 12-hour or shorter shifts in the TSC. The SED will coordinate these call-ins with Nuclear Security to facilitate site access.
- 3.6.5 The SED, through the OSC Manager, will establish 12-hour (or shorter) shifts for craft personnel onsite and call in additional personnel as necessary.

#### **3.7 Termination and Deactivation**

- 3.7.1 **REFER TO WBN-EPIP-13, "Termination of the Emergency and Recovery,"** for activities associated with terminating emergencies, TSC deactivation, and post-accident recovery.
- 3.7.2 All equipment, supplies, and procedures will be replenished in the TSC following a drill, exercise or emergency by applicable groups as assigned in WBN, EPIP-12.



WBN	ACTIVATION AND OPERATION OF THE TECHNICAL SUPPORT CENTER	EPIP-6 Revision 14  Page 10 of 72
-----	---	--

### 3.0 INSTRUCTIONS (continued)

#### 3.8 Records

##### 3.8.1 QA Records

NONE

##### 3.8.2 Non-QA Records

The Appendices and Checklists in this Procedure are necessary to demonstrate key actions during an emergency or annual NRC evaluated exercise and are considered Non-Quality Assurance (QA) records.

3.8.3 All original records generated during the course of a declared emergency or drill **shall** remain at each TSC responder's position after the emergency or drill is terminated. The EP Manager **shall** assemble all TSC records and ensure that they are stored appropriately.

<b>WBN</b>	<b>ACTIVATION AND OPERATION OF THE TECHNICAL SUPPORT CENTER</b>	<b>EPIP-6 Revision 14  Page 11 of 72</b>
------------	---	--

#### **4.0 REFERENCES**

##### **4.1 Source Documents:**

*Tennessee Valley Authority Nuclear Power Radiological Emergency Plan (REP)*

*SPP-1.2, Fitness For Duty*

Memo from J. B. Hosmer to R. J. Johnson dated 1/15/88  
RIMS No. B25 88011 5028

NUREG 0654, FEMA-REP-1, Rev. 1, *Criteria for Preparation and Evaluation of Radiological Emergency Response Plans and Preparedness in support of Nuclear Power Plants*

NUREG 0696, *Functional Criteria for Emergency Response Facilities, Final Report*

ANSI Standard N 18.7-1976

10 CFR 20, *Standards for Protection From Radiation*

EPA 400-R-92-001, *Manual of Protective Action Guides and Protective Actions for Nuclear Incidents*

NRC Generic Letter 96-06, *Assurance of Equipment Operability and Containment Integrity During Design Basis Accident Condition*

##### **4.2 Interface Documents**

*WBN-EPIP-1 Emergency Plan Classification Flowchart*

*WBN-EPIP-2 Notification of Unusual Event*

*WBN-EPIP-3 Alert*

*WBN-EPIP-4 Site Area Emergency*

*WBN-EPIP-5 General Emergency*

*WBN-EPIP-7 Activation and Operation of the Operations Support Center*

<b>WBN</b>	<b>ACTIVATION AND OPERATION OF THE TECHNICAL SUPPORT CENTER</b>	<b>EPIP-6 Revision 14  Page 12 of 72</b>
------------	---	--

#### **4.0 REFERENCES (continued)**

##### **4.2 Interface Documents (continued)**

WBN-EPIP-8 *Personnel Accountability and Evacuation*

WBN-EPIP-11 *Security and Access Control*

WBN-EPIP-13 *Termination of the Emergency and Recovery*

WBN-EPIP-15 *Emergency Exposure Guidelines*

WBN-EPIP-16 *Initial Dose Assessment for Radiological Emergencies*

CECC-EPIP-9 *Emergency Environmental Radiological Monitoring Procedures*

WBN, FSAR

SOI-30.06 *Auxiliary Building Gas Treatment System (ABGTS)*

SOI-67.01 *Essential Raw Cooling Water System*

Chemistry Manual, Chapter 13 (PASS)

ICS User's Manual

Watts Bar Nuclear Plant, Plant Lighting, N3-228-4003

#### **5.0 APPENDICES**

Appendix A	Technical Support Center Facility Diagram and Organization Chart
Appendix B	Site Vice President Checklist
Appendix C	TSC Site Emergency Director Checklist and SED Turnover Datasheet
Appendix D	Operations Manager Checklist
Appendix E	Technical Assessment Manager Checklist

<b>WBN</b>	<b>ACTIVATION AND OPERATION OF THE TECHNICAL SUPPORT CENTER</b>	<b>EPIP-6 Revision 14</b>  <b>Page 13 of 72</b>
------------	---	---

**5.0 APPENDICES** (continued)

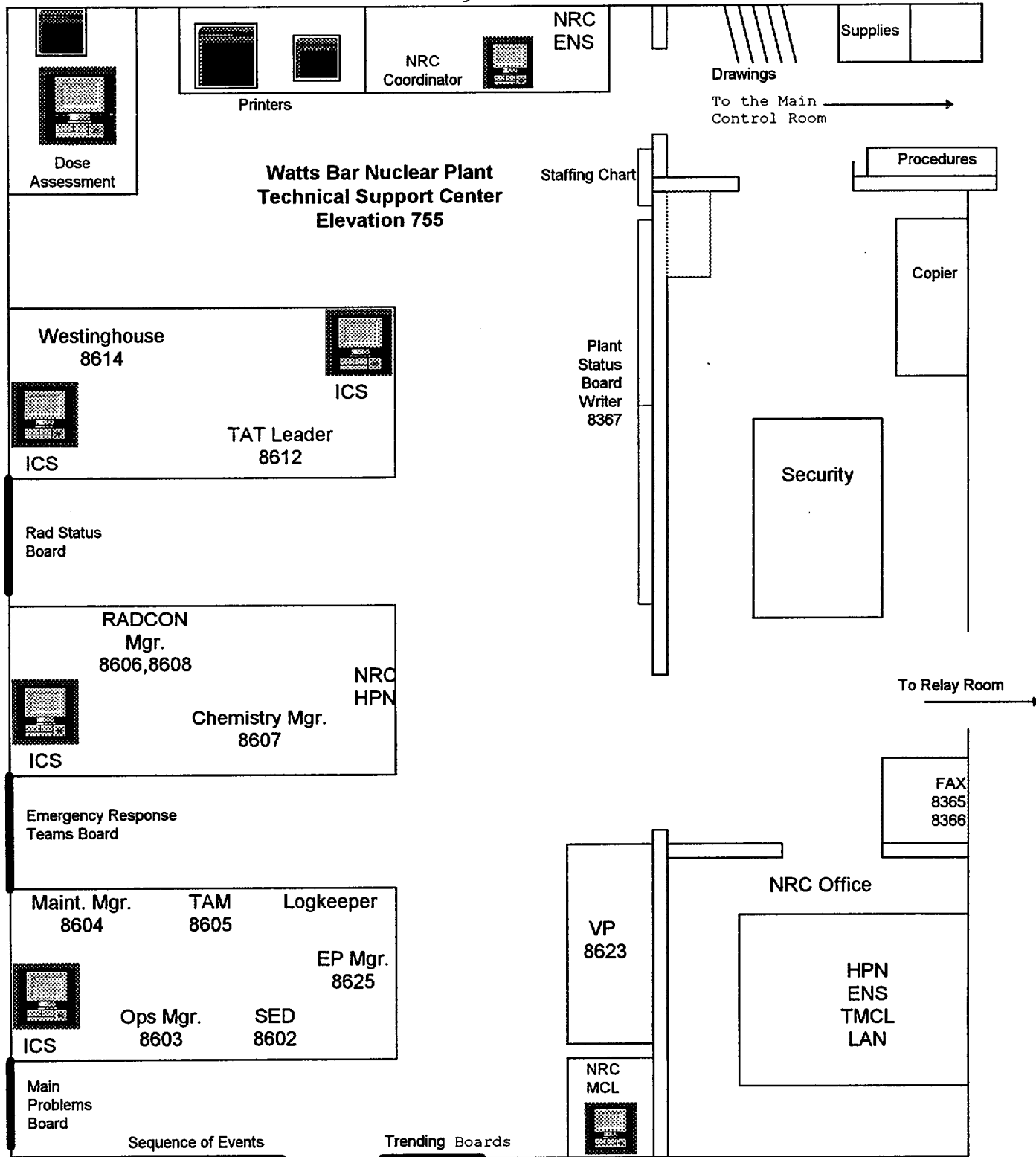
Appendix F	TSC Maintenance Manager Checklist
<del>Appendix G</del>	<del>Operations Communicator Checklist</del>
<del>Appendix H</del>	<del>Nuclear Security Manager Checklist</del>
Appendix I	RADCON Manager Checklist
Appendix J	Chemistry Manager Checklist
Appendix K	NRC Coordinator Checklist
Appendix L	Control Room Communicator Checklist
Appendix M	EP Manager Checklist
Appendix N	Nuclear Engineering Checklist <b>(Intentionally Deleted)</b>
Appendix O	TSC Logkeeper Checklist
Appendix P	TSC Clerical Staff Checklist
Appendix Q	Technical Assessment Team Checklist
Appendix R	Plant Parameter Data Sheets
Appendix S	Predictive Release Data Sheet
Appendix T	TSC Accident Assessment Summary Sheet
Appendix U	Protective Action Recommendation Guidance
Appendix V	Reference Materials and Equipment List
Appendix W	Containment Sump Operation and Level Guidance
Appendix X	ERCW Concerns for Technical Assessment Team

<b>WBN</b>	<b>ACTIVATION AND OPERATION OF THE TECHNICAL SUPPORT CENTER</b>	<b>EPIP-6 Revision 14  Page 14 of 72</b>
------------	---	--

**5.0 APPENDICES** (continued)

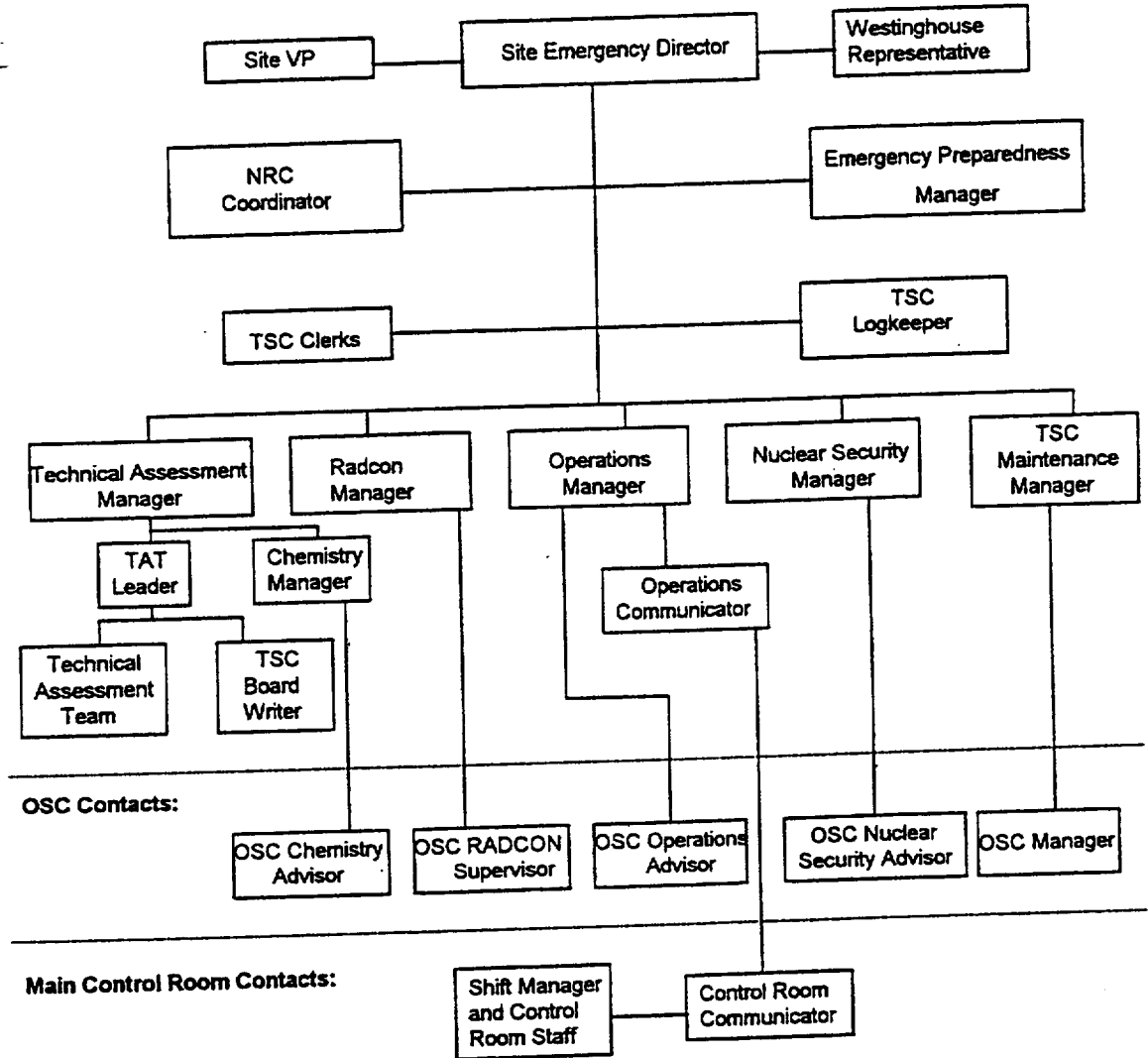
Appendix Y	Small Break LOCA Concerns
Appendix Z	Additional TAT Duties (Post Accident)
Appendix AA	Emergency Responder Notification Form
Appendix BB	WBN TSC Sign-in Roster

Appendix A, TSC Facility Layout Diagram<sup>4</sup>  
Page 1 of 2



APPENDIX A  
Page 2 of 2

**TECHNICAL SUPPORT CENTER (TSC)  
WBN EMERGENCY RESPONSE ORGANIZATION**



WBN	ACTIVATION AND OPERATION OF THE TECHNICAL SUPPORT CENTER	EPIP-6 Revision 14  Page 17 of 72
-----	---	--

APPENDIX B  
Page 1 of 2

**SITE VICE PRESIDENT**

Initial TSC Activation Checklist

Date: \_\_\_\_\_  
Inits/Time

- \_\_\_/\_\_\_     **ENTER** badge into the TSC Accountability Card Reader.
- \_\_\_/\_\_\_     **SIGN IN** on the Organizational/Staffing Chart **and PUT ON** position badge.
- \_\_\_/\_\_\_     **NOTIFY** SED of arrival.
- \_\_\_/\_\_\_     **ESTABLISH** a log of communications/events.
- \_\_\_/\_\_\_     **ESTABLISH** contact with the Media Relations Specialist.
- \_\_\_/\_\_\_     **ESTABLISH** contact with the CECC Director.
- \_\_\_/\_\_\_     **CHECK** the status of emergency actions already in progress.  
(Such as accountability, site evacuation or press inquiries.)



<b>WBN</b>	<b>ACTIVATION AND OPERATION OF THE TECHNICAL SUPPORT CENTER</b>	<b>EPIP-6 Revision 14  Page 18 of 72</b>
------------	---	--

APPENDIX B  
Page 2 of 2

## ***SITE VICE PRESIDENT***

### **Operational Responsibilities List**

- Serves as the primary site representative to function as a TVA Spokesperson in the Local News Center (LNC) at the WBN Training Center (if activated).
- Directs the site resources to support the SED in the accident mitigation activities.
- Provides direct interface on overall site response activities with NRC, FEMA, other Federal organizations, the CECC Director, and onsite media.
- Provides interfaces/briefings (as needed) at offsite locations on the overall site response activities with Federal, State and Local agencies.

<b>WBN</b>	<b>ACTIVATION AND OPERATION OF THE TECHNICAL SUPPORT CENTER</b>	<b>EPIP-6 Revision 14  Page 19 of 72</b>
------------	---	--

APPENDIX C  
Page 1 of 7

## **TSC SITE EMERGENCY DIRECTOR**

### Initial Activation of the Technical Support Center Checklist

Date: \_\_\_\_\_  
Inits/Time

- \_\_\_/\_\_\_ **OBTAIN** turnover briefing from SM/SED. Pages 5, 6 and 7 of Appendix C, SED Turnover Data Sheet may be used as a guide.
- \_\_\_/\_\_\_ **REPORT** to the TSC **and ENTER** badge into the TSC Accountability Card Reader.
- \_\_\_/\_\_\_ **SIGN IN** on the staffing chart **and PUT ON** position badge.
- \_\_\_/\_\_\_ **ESTABLISH** log of communications/events.
- \_\_\_/\_\_\_ **ESTABLISH** initial contact with the CECC Director.
- \_\_\_/\_\_\_ **CHECK** the status of emergency actions already in effect such as emergency notifications (NRC, State, etc.) and accountability or site evacuation.
- \_\_\_/\_\_\_ **REQUEST** checklist completion status for required positions:
- Site Emergency Director (this checklist)
  - TAM or TAT Leader
  - RADCON Mgr.
- \_\_\_/\_\_\_ **CONFIRM** TSC staffed and Operational.
- \_\_\_/\_\_\_ **ASSUME** role of SED from SM (confirmatory phone call to the SM).

<b>WBN</b>	<b>ACTIVATION AND OPERATION OF THE TECHNICAL SUPPORT CENTER</b>	<b>EPIP-6 Revision 14  Page 20 of 72</b>
------------	---	--

APPENDIX C  
Page 2 of 7

## **TSC SITE EMERGENCY DIRECTOR**

### Initial TSC Activation Checklist (continued)

  /   **INFORM** the CECC Director and OSC Manager that TSC is operational and that you have assumed responsibility of the SED and provide initial briefing.

  /   **MAKE** a general plant-wide announcement regarding plant condition similar to the following:

1. ACCESS the Public Address System by dialing 487.
2. COVER the following points as a minimum:
  - a. "ATTENTION ALL SITE PERSONNEL. ATTENTION ALL SITE PERSONNEL.
  - b.  "This is a drill, this is a drill." OR
  - c.  "This is a real emergency. This is a real emergency."
  - d. This is \_\_\_\_\_ (name) Site Emergency Director. The TSC was activated at \_\_\_\_\_ hours. Due to \_\_\_\_\_ we have classified a \_\_\_\_\_ (NOUE, Alert, Site Area Emergency, General Emergency). Plant protective actions which we are implementing include: (Evacuations, assembly and accountability, etc.) \_\_\_\_\_
  - e. Radiological release points: \_\_\_\_\_
  - f. Our plan of action at this time is to \_\_\_\_\_
  - g. The OSC (is, is not) activated. All emergency response teams will be dispatched from the OSC.
  - h.  "This is a drill, this is a drill." OR  
 "This is a real emergency. This is a real emergency."

<b>WBN</b>	<b>ACTIVATION AND OPERATION OF THE TECHNICAL SUPPORT CENTER</b>	<b>EPIP-6 Revision 14  Page 21 of 72</b>
------------	---	--

APPENDIX C  
Page 3 of 7

## ***TSC Site Emergency Director***

### *Operational Responsibilities*<sup>3,5</sup>

- Determines the emergency classification and periodically reevaluates the classification. Changes to the classification will be reported to the CECC Director and the NRC. **THE CLASSIFICATION OF THE EVENT CANNOT BE DELEGATED.** (See WBN EPIP-1)
- Approves or authorizes emergency doses that may exceed applicable NRC dose limits. **THIS RESPONSIBILITY CANNOT BE DELEGATED.** (See WBN EPIP-15)
- Prior to the CECC being staffed, makes recommendations for protective actions to State and Local agencies through the Operations Duty Specialist. **THIS RESPONSIBILITY CANNOT BE DELEGATED EXCEPT TO THE CECC DIRECTOR.** Use Appendix U, Protective Action Recommendation Guidance Flowchart as a guide. (See WBN EPIP-5)
- Periodically briefs the TSC/OSC staff on the current plant situation.
- Ensures that general plant population is periodically briefed on the emergency conditions.
- Periodically reviews priority of work operations of the OSC with the OSC Manager. (See WBN EPIP-7)
- Directs activities of onsite emergency organizations.
- Consults with the CECC Director on important decisions. Use the CECC Ring-down Line to the CECC Director.

## ***TSC Site Emergency Director***

### *Operational Responsibilities (continued)*

- Coordinates emergency actions with onsite NRC.
- Initiates onsite protective actions. (See WBN EPIP-8)
- Authorizes the administration of Potassium Iodine (KI) to TVA personnel based on RADCON Manager's advice. (See WBN EPIP-14)
- Establishes a RADCON checkpoint for site evacuation if conditions warrant. (See WBN EPIP-8 and WBN EPIP-14)
- Initiates long-term 24 Hour/day operation.
- Assumes responsibilities for the Severe Accident Management, when directed by the Main Control Room and the TSC is functional and the SAMG Evaluators are monitoring "TSC Diagnostic Flow Chart" (DFC). The TSC must have three SAMG Evaluators monitoring SAMGs to assume the accident responsibility.
- Evaluates conditions and determines if emergency procedures should be implemented.
  - a. Emergency Environmental Radiological Monitoring Procedures CECC-EPIP-9
  - b. Medical Emergency Response WBN-EPIP-10
  - c. Security Threat Physical Security Plan
  - d. Personnel Accountability and Evacuation WBN-EPIP-8
  - e. Initial Dose Assessment for Radiological Emergencies WBN-EPIP-16

### DEACTIVATION RESPONSIBILITIES

Refer to WBN EPIP-13.

APPENDIX C  
Page 5 of 7

*SED Turnover Datasheet*

1. Current Emergency Classification:

UE  ALERT  SAE  GE

Time/Date Declared \_\_\_/\_\_\_

2. Event Description: \_\_\_\_\_

\_\_\_\_\_

\_\_\_\_\_

\_\_\_\_\_

3. Equipment Problems: \_\_\_\_\_

\_\_\_\_\_

\_\_\_\_\_

4. Site Radiological Problems \_\_\_\_\_

\_\_\_\_\_

5. Rad Release:      Yes            No        
                                  Filtered            Unfiltered        
                                  Monitored            Unmonitored        
                                  Controlled            Uncontrolled        
                                  Projected Duration      \_\_\_/\_\_\_ (hrs./min.)

APPENDIX C  
Page 6 of 7

*SED TURNOVER DATASHEET (continued)*

Wind Speed \_\_\_\_ mph                      Wind Direction FROM \_\_\_\_

Projected Whole Body Dose            \_\_\_\_ mrem  $\cong$  \_\_\_\_ miles

Projected Thyroid Dose                \_\_\_\_ mrem  $\cong$  \_\_\_\_ miles

6. Protective Action Recommendations to Offsite Officials (use PAR Flowchart in App. U):

None     1     2     3     4

7. Onsite Protective Actions Taken: \_\_\_\_\_

SITE EVACUATION     ACCOUNTABILITY     SPECIFIC AREA EVACUATIONS

8. Field Monitoring Vans Activated: Yes     No

9. SM/SED Notifications Made:

Time ODS notified: \_\_\_\_ (State and other notifications)

Time NRC Notified \_\_\_\_\_

10. Injured or contaminated persons status: \_\_\_\_\_

Rhea Medical Center

Athens Community Hospital

APPENDIX C  
Page 7 of 7

SED TURNOVER DATASHEET (continued)

11. Status of personnel in the field:

<u>NAME</u>	<u>LOCATION</u>
_____	_____
_____	_____
_____	_____
_____	_____

12. SED Responsibility Transferred:

- Physically in the TSC
- TSC has minimum staffing
- Call SM to see if conditions have changed.
- Declares over the telephone, "The TSC is staffed and activated. This is \_\_\_\_\_ and I am now assuming the role of Site Emergency Director."

From: \_\_\_\_\_ to \_\_\_\_\_  
SM TSC/SED

Time: \_\_\_\_\_ Date: \_\_\_\_\_



WBN	<b>ACTIVATION AND OPERATION OF THE TECHNICAL SUPPORT CENTER</b>	EPIP-6 Revision 14  Page 26 of 72
-----	---	--

APPENDIX D  
Page 1 of 2

## **OPERATIONS MANAGER**

### *Initial Activation of The Technical Support Center Checklist*

Date: \_\_\_\_

Inits/Time

- \_\_\_/\_\_\_      **ENTER** badge into the TSC Accountability Card Reader.
- \_\_\_/\_\_\_      **SIGN IN** on the Organizational/Staffing Chart **and PUT ON** position badge.
- \_\_\_/\_\_\_      **ESTABLISH** log of communications/events.
- \_\_\_/\_\_\_      **ESTABLISH** contact with the OSC Operations Advisor and the CR Communicator in the MCR.
- \_\_\_/\_\_\_      **CHECK** the status of onsite emergency actions already in effect such as Accountability or Evacuations.
- \_\_\_/\_\_\_      **REPORT** the status of inplant field activities (operations, repair, radiological, etc.) received from the OSC Operations Advisor, Maintenance Manager or SM.
- \_\_\_/\_\_\_      **VERIFY** that notification of the NRC has been accomplished and inform SED and NRC Coordinator.
- \_\_\_/\_\_\_      **DESIGNATES** a person knowledgeable of the event to establish and maintain communications with the NRC via the phone as needed. This will be the NRC Coordinator when present. **NOTIFY** the SM that responsibility for NRC contact has been transferred to the TSC.
- \_\_\_/\_\_\_      **PROVIDE** this completed checklist to the SED or EP Manager.

WBN	ACTIVATION AND OPERATION OF THE TECHNICAL SUPPORT CENTER	EPIP-6 Revision 14  Page 27 of 72
-----	---	--

APPENDIX D  
Page 2 of 2

## OPERATIONS MANAGER

### Operational Responsibilities

- Directs operational activities.
- Informs the SED of plant status and operational problems.
- Recommends solutions and mitigating action for operational problems.
- Designates a SRO for the Technical Assessment Team, as needed.
- Provides advice regarding Technical Specifications, system response, safety limits, etc.
- Periodically reviews the emergency status with the control room. Reviews trended parameters, time history information, and status boards with the Control Room staff.
- Ensures that the Control Room is aware of TSC accident assessments and OSC repair and response activities and priorities.
- Ensures that adequate Operations staffing is currently in the Main Control Room and that oncoming control room staffing requirements are being met for the following positions (Appendix AA, Emergency Responder Notification Form, may be used to document):
  - Shift Manager
  - Unit Supervisor
  - Station Technical Advisor
  - 2 Reactor Operators
  - 5 AUOs (minimum tech specs staffing)

<b>WBN</b>	<b>ACTIVATION AND OPERATION OF THE TECHNICAL SUPPORT CENTER</b>	<b>EPIP-6 Revision 14  Page 28 of 72</b>
------------	---	--

APPENDIX E  
Page 1 of 2

## **TECHNICAL ASSESSMENT MANAGER**

### *Initial Activation of The Technical Support Center Checklist*

Date: \_\_\_\_

Inits/Time

- \_\_\_/\_\_\_     **ENTER** badge into the TSC Accountability Badge Reader.
- \_\_\_/\_\_\_     **SIGN IN** on the Organizational/Staffing Chart **and PUT ON** position badge.
- \_\_\_/\_\_\_     **ESTABLISH** log of communications/events.
- \_\_\_/\_\_\_     **CHECK** the status of emergency actions already in effect such as Accountability or Site Evacuation.
- \_\_\_/\_\_\_     **PROVIDE** this completed checklist to the SED or EP Manager.

WBN	ACTIVATION AND OPERATION OF THE TECHNICAL SUPPORT CENTER	EPIP-6 Revision 14  Page 29 of 72
-----	---	--

APPENDIX E  
Page 2 of 2

**TECHNICAL ASSESSMENT MANAGER**  
*Operational Responsibilities*

- Designates Technical Assessment Team Leader (if necessary).
- Directs activities of the Technical Assessment Team.
- Directs onsite effluent assessment.
- Projects future plant status based on present plant conditions.
- Keeps assessment team informed of plant status.
- Provides information, evaluations, and projections to the SED.
- Coordinates assessment activities with the CECC Plant Assessment team.
- Establishes and maintains a status of significant plant problems.
- If ICS is not operable, ensures information on Appendices R, S and T is sent to the CECC to be used in the predictive release rate model.
- Coordinate with the Chemistry Manager to initiate a Post-Accident Sample (PASS) as needed for assessment of the containment atmosphere and/or fuel damage.
- Provides for trending of significant parameters.
- Evaluate procedures produced during an emergency to determine if they should be approved by the Plant Operations Review Committee (PORC) or implemented based on 10 CFR 50.54X.
- Assumes SAMG responsibilities, when directed by the SED. The TSC must be functional and 3 SAMG Evaluators must be monitoring the "TSC Diagnostic Flow Chart" (DFC) to assume SAMG responsibilities.

<b>WBN</b>	<b>ACTIVATION AND OPERATION OF THE TECHNICAL SUPPORT CENTER</b>	<b>EPIP-6 Revision 14  Page 30 of 72</b>
------------	---	--

APPENDIX F  
Page 1 of 2

## ***TSC MAINTENANCE MANAGER***

### *Initial Activation of The Technical Support Center Checklist*

Date: \_\_\_\_\_

Inits/Time

- \_\_\_/\_\_\_     **ENTER** badge into the TSC Accountability Badge Reader.
- \_\_\_/\_\_\_     **SIGN IN** on the Organizational/Staffing Chart **and PUT ON** position badge.
- \_\_\_/\_\_\_     **ESTABLISH** log of communications/events.
- \_\_\_/\_\_\_     **ESTABLISH** contact with the OSC Manager and Asst. OSC Manager.
- \_\_\_/\_\_\_     **CHECK** the status of emergency actions already in effect  
such as Accountability or Site Evacuation.
- \_\_\_/\_\_\_     **CHECK** status of deployed emergency response teams (Operations,  
Maintenance, Medical Emergency Response Teams, etc.)
- \_\_\_/\_\_\_     **PROVIDE** this completed checklist to the SED or EP Manager.

<b>WBN</b>	<b>ACTIVATION AND OPERATION OF THE TECHNICAL SUPPORT CENTER</b>	<b>EPIP-6 Revision 14</b>  <b>Page 31 of 72</b>
------------	---	---

APPENDIX F  
Page 2 of 2

## ***TSC MAINTENANCE MANAGER***

### **Operational Responsibilities**

- Coordinates emergency response team assignment activities with the SED and the OSC.
- Maintains cognizance of deployed OSC teams purpose and status.
- Assists the SED and the OSC Manager in determining the relative priorities of maintenance/repair activities.
- Ensures that damage assessment and repair priorities are coordinated with the OSC.
- Maintains the Emergency Response Teams tracking board in the TSC.

WBN	ACTIVATION AND OPERATION OF THE TECHNICAL SUPPORT CENTER	EPIP-6 Revision 14  Page 32 of 72
-----	---	--

APPENDIX G  
Page 1 of 2

## OPERATIONS COMMUNICATOR

### Initial Activation of The Technical Support Center Checklist

Date: \_\_\_\_

Inits/Time

- \_\_\_/\_\_\_      **ENTER** badge into the TSC Accountability Badge Reader.
- \_\_\_/\_\_\_      **SIGN IN** on the Organizational/Staffing Chart **and PUT ON** position badge.
- \_\_\_/\_\_\_      **OBTAIN** headset and dial 4101.
- \_\_\_/\_\_\_      **CHECK** operability of the Integrated Computer System (ICS) system.
- \_\_\_/\_\_\_      **PROVIDE** this completed checklist to the SED or EP Manager.

<b>WBN</b>	<b>ACTIVATION AND OPERATION OF THE TECHNICAL SUPPORT CENTER</b>	<b>EPIP-6 Revision 14</b>  <b>Page 33 of 72</b>
------------	---	---

APPENDIX G  
Page 2 of 2

## **OPERATIONS COMMUNICATOR**

### *Operational Responsibilities*

- Monitors the Control Room Communicator Party line.
- Operates TSC ICS to obtain plant status and parameters.
- Provides information from the Control Room to the Technical Support Center personnel.
- Completes portions of plant parameter data sheets (Appendices R and S) as needed.
- Monitors plant status boards.
- Obtains supplemental data as needed by the TSC, OSC, or CECC.
- Makes inquiries to the Control Room Communicator to obtain specific information as necessary.
- Maintains the "Sequence of Events" board and "Main Problems" board.



WBN	ACTIVATION AND OPERATION OF THE TECHNICAL SUPPORT CENTER	EPIP-6 Revision 14  Page 34 of 72
-----	--	--

APPENDIX H  
Page 1 of 2

## NUCLEAR SECURITY MANAGER

### Initial Activation of The Technical Support Center Checklist

Date: \_\_\_\_

Inits/Time

- \_\_\_/\_\_\_      **ENTER** badge into the TSC Accountability Badge Reader.
- \_\_\_/\_\_\_      **SIGN IN** on the Organizational/Staffing Chart and **PUT ON** position badge.
- \_\_\_/\_\_\_      **NOTIFY** SED of arrival.
- \_\_\_/\_\_\_      **ESTABLISH** log of communications/events.
- \_\_\_/\_\_\_      **ESTABLISH** contact with the Central Alarm Station (CAS) and the Secondary Alarm Station (SAS).
- \_\_\_/\_\_\_      **CHECK** the status of emergency actions already in effect such as Accountability, Site Evacuation or site being closed to visitors.
- \_\_\_/\_\_\_      **PROVIDE** this completed checklist to the SED or EP Manager.

<b>WBN</b>	<b>ACTIVATION AND OPERATION OF THE TECHNICAL SUPPORT CENTER</b>	<b>EPIP-6 Revision 14  Page 35 of 72</b>
------------	---	--

APPENDIX H  
Page 2 of 2

## **NUCLEAR SECURITY MANAGER**

### *Operational Responsibilities*

- Directs activities of Nuclear Security personnel and mobilizes additional personnel as needed.
- Reports on site accountability/evacuation as defined in WBN EPIP-8.
- Assists in establishing search teams, as required. (WBN EPIP-8)
- Provides status updates to Nuclear Security personnel.
- Reports status of Security related events to the SED.
- Controls access to the site and the Main Control Room.
- Advises incoming emergency response personnel at the gate house of any radiological, security, or environmental hazards enroute to the TSC/OSC.

WBN	ACTIVATION AND OPERATION OF THE TECHNICAL SUPPORT CENTER	EPIP-6 Revision 14  Page 36 of 72
-----	---	--

APPENDIX I  
Page 1 of 2

## **RADCON MANAGER**

### Initial Activation of The Technical Support Center Checklist

Date: \_\_\_\_

Inits/Time

- \_\_\_/\_\_\_      **ENTER** badge into the TSC Accountability Card Reader.
- \_\_\_/\_\_\_      **SIGN IN** on the Organizational/Staffing Chart **and PUT ON** position badge.
- \_\_\_/\_\_\_      **NOTIFY** SED of arrival.
- \_\_\_/\_\_\_      **ESTABLISH** log of communications/events.
- \_\_\_/\_\_\_      **ESTABLISH** contact with the OSC RADCON Supervisor, the plant monitoring van (if dispatched), and the CECC Radiological Assessment Coordinator (RAC).
- \_\_\_/\_\_\_      **CONTROL** eating and drinking in the TSC until habitability has been established.
- \_\_\_/\_\_\_      **CHECK** the status of offsite/onsite radiological conditions and emergency actions already in effect such as Accountability or Site Evacuation.
- \_\_\_/\_\_\_      **PROVIDE** this completed checklist to the SED or EP Manager.

<b>WBN</b>	<b>ACTIVATION AND OPERATION OF THE TECHNICAL SUPPORT CENTER</b>	<b>EPIP-6 Revision 14  Page 37 of 72</b>
------------	---	--

APPENDIX I  
Page 2 of 2

***RADCON MANAGER***  
***Operational Responsibilities***

- IF the CECC is not staffed, utilize WBN, EPIP-16 to perform dose assessment. REPORT results to the SED.
- Makes recommendations for protective actions for onsite personnel to the SED.
- Obtains MET data as needed by using ICS or CECC computer.
- Directs the issue of KI by following WBN EPIP-14 guidelines to onsite personnel after notifying the SED.
- Remains cognizant of assessments of inplant and onsite radiological conditions from the OSC RADCON Supervisor.
- Directs the radiological monitoring vans until the CECC assumes control (CECC EPIP-9).
- Provides periodic status reports to the SED on radiological conditions.
- Keeps the CECC RAC informed on site radiological conditions and Coordinates supplemental RADCON support.
- Coordinates assessment of radiological conditions offsite with CECC RAC.
- Maintains status maps of offsite radiological conditions and inplant Radiological Conditions status board (ensuring times are posted next to radiological data).
- Provides RADCON surveillance through the OSC to MET station personnel, if required by environmental releases.
- Designates a qualified/knowledgeable person to provide inplant radiological data to the NRC via the Health Physics Network (HPN) upon request.<sup>13</sup>
- Ensures outlying emergency responders (i.e. line crews, warehouse) have dosimetry and are being protected during the emergency.
- Provide radiological data to the OSC that must be obtained from the Main Control Room.

WBN	ACTIVATION AND OPERATION OF THE TECHNICAL SUPPORT CENTER	EPIP-6 Revision 14  Page 38 of 72
-----	---	--

APPENDIX J  
Page 1 of 2

## **CHEMISTRY MANAGER**

### *Initial Activation of The Technical Support Center Checklist*

Date: \_\_\_\_\_

Inits/Time

- \_\_\_/\_\_\_      **ENTER** badge into the TSC Accountability Card Reader.
- \_\_\_/\_\_\_      **SIGN IN** on the Organizational/Staffing Chart **and PUT ON** position badge.
- \_\_\_/\_\_\_      **NOTIFY** SED of arrival.
- \_\_\_/\_\_\_      **ESTABLISH** log of communications/events.
- \_\_\_/\_\_\_      **ESTABLISH** contact with the OSC Chemistry Advisor  
and the CECC Radiological Assessment Coordinator (RAC).
- \_\_\_/\_\_\_      **CHECK** the status of emergency actions already in effect  
such as chemistry sampling.
- \_\_\_/\_\_\_      **PROVIDE** this completed checklist to the SED or EP Manager.

<b>WBN</b>	<b>ACTIVATION AND OPERATION OF THE TECHNICAL SUPPORT CENTER</b>	<b>EPIP-6 Revision 14  Page 39 of 72</b>
------------	---	--

APPENDIX J  
Page 2 of 2

## **CHEMISTRY MANAGER**

### *Operational Responsibilities*

- Coordinates information and the assessment of radioactive effluents with the CECC.
- Directs and remains cognizant of OSC Chemistry Advisor's Post-Accident Sampling Activities.

**NOTE:** From the time a decision is made to take a PASS sample, the results must be obtained in three (3) hours. A PASS should not (normally) be requested until post-accident conditions are stable enough to provide for useful evaluation results.

- Determines the impact of the incident on radwaste and various effluent treatment systems.
- Assist the RADCON Manager in Dose Assessment using WBN EPIP-16.
- Maintains the release rate portion on the Chemistry Status Board.
- Completes portions of plant parameter data sheets (Appendices R and S) as needed.
- Provides assistance to the SED and Technical Assessment Manager as needed.

<b>WBN</b>	<b>ACTIVATION AND OPERATION OF THE TECHNICAL SUPPORT CENTER</b>	<b>EPIP-6 Revision 14  Page 40 of 72</b>
------------	---	--

APPENDIX K  
Page 1 of 2

## ***NRC COORDINATOR***

### *Initial Activation of The Technical Support Center Checklist*

Date: \_\_\_\_\_

Inits/Time

- \_\_\_/\_\_\_     **ENTER** badge into the TSC Accountability Card Reader.
- \_\_\_/\_\_\_     **SIGN IN** on the Organizational/Staffing Chart **and PUT ON** position badge.
- \_\_\_/\_\_\_     **NOTIFY** SED and OPS Manager of arrival.
- \_\_\_/\_\_\_     **ESTABLISH** log of communications/events.
- \_\_\_/\_\_\_     **CHECK** the status of plant conditions and emergency actions already in effect such as Accountability or Site Evacuation.
- \_\_\_/\_\_\_     **RELIEVE** the Control Room of responsibility for maintaining contact with the NRC, (ENS).<sup>13</sup>
- \_\_\_/\_\_\_     **CALL** NRC to inform them that you have assumed responsibility for contact from the Control Room.
- \_\_\_/\_\_\_     **PROVIDE** this completed checklist to the SED or EP Manager.

<b>WBN</b>	<b>ACTIVATION AND OPERATION OF THE TECHNICAL SUPPORT CENTER</b>	<b>EPIP-6 Revision 14</b>  Page 41 of 72
------------	---	--

APPENDIX K  
Page 2 of 2

***NRC COORDINATOR***

***Operational Responsibilities***

- Acts as primary liaison with onsite NRC personnel.
- Remains fully cognizant of emergency and plant conditions.
- Updates NRC personnel on plant status (use Appendix T as a guide when ICS is unavailable).
- Provides information requests from NRC to TSC personnel.



<b>WBN</b>	<b>ACTIVATION AND OPERATION OF THE TECHNICAL SUPPORT CENTER</b>	<b>EPIP-6 Revision 14  Page 42 of 72</b>
------------	---	--

APPENDIX L  
Page 1 of 1

## ***CONTROL ROOM COMMUNICATOR***

### *Initial Activation of The Technical Support Center Checklist*

Date: \_\_\_\_

Inits/Time

- \_\_\_/\_\_\_     **ENTER** badge into the Accountability Card Reader.
- \_\_\_/\_\_\_     **SIGN IN** on the Organizational/Staffing Chart **and PUT ON** position badge.
- \_\_\_/\_\_\_     **NOTIFY** SED of arrival.
- \_\_\_/\_\_\_     **REPORT** to the TSC to obtain headset.
- \_\_\_/\_\_\_     **REPORT** to Control Room and establish the Main Control Room "party line". Obtain headset/transmitter and activate amplifier at SM console - Dial 4101 for contact.
- \_\_\_/\_\_\_     **ESTABLISH** contact with the Operations Manager and the other party line receivers (Status Board Writer, OSC OPS Advisor, TSC OPS Communicator).
- \_\_\_/\_\_\_     **PROVIDE** this completed checklist to the SED or EP Manager.

### *Operational Responsibilities*

- Serves as the control room - operations communications interface.
- Provides key plant parameters and critical safety function conditions and other information as requested over the operations "party line" to various positions in the TSC, OSC, and CECC.
- Provides operational knowledge for status evaluation of plant systems.

<b>WBN</b>	<b>ACTIVATION AND OPERATION OF THE TECHNICAL SUPPORT CENTER</b>	<b>EPIP-6 Revision 14</b>  <b>Page 43 of 72</b>
------------	---	---

APPENDIX M  
Page 1 of 2

***EP MANAGER***

*Initial Activation of The Technical Support Center Checklist*

Date: \_\_\_\_\_

Inits/Time

- \_\_\_/\_\_\_     **ENTER** badge into the TSC Accountability Card Reader.
- \_\_\_/\_\_\_     **SIGN IN** on the Organizational/Staffing Chart and **PUT ON** position badge.
- \_\_\_/\_\_\_     **NOTIFY** SED of arrival.
- \_\_\_/\_\_\_     **ESTABLISH** log of communications/events.
- \_\_\_/\_\_\_     **CHECK** the status of emergency actions already in effect such as Accountability or Site Evacuation.
- \_\_\_/\_\_\_     **ENSURE** checklists are distributed and are being completed. **INFORM** SED when key staff are present.
- \_\_\_/\_\_\_     **ENSURE** all essential positions are filled by qualified responders and checklists are returned.
- \_\_\_/\_\_\_     **CALL** TSC Clerks to come to the TSC as necessary.
- \_\_\_/\_\_\_     **ENSURE** all activation activities are proceeding normally.
- \_\_\_/\_\_\_     **ENSURE** operability of backup communications.
- \_\_\_/\_\_\_     **ENSURE** that initial conditions data are transmitted to the CECC. Data may include equipment status, core status, and a copy of the latest RCS coolant chemical analysis.
- \_\_\_/\_\_\_     **ANNOUNCE** activation of the TSC and provide SED (name) on the Plant PA and instruct AUOs in the plant to report to the OSC staging area once they have completed previous missions assigned by the Main Control Room.

<b>WBN</b>	<b>ACTIVATION AND OPERATION OF THE TECHNICAL SUPPORT CENTER</b>	<b>EPIP-6 Revision 14</b>  <b>Page 44 of 72</b>
------------	---	---

APPENDIX M  
Page 2 of 2

**EP MANAGER**

Operational Responsibilities

- Advises the SED regarding the REP, use of EIPs, emergency equipment use and availability, and coordination with the CECC.
- Confirm completion of action steps in EIPs 2 - 5.
- Confirms TSC and OSC are operating properly.
- Provides assistance to the SED as requested.
- Coordinates food and lodging requirements for the ERO with the CECC.
- Assist the SED by making PA announcements to update plant personnel of emergency status.
- The EP Manager is authorized to activate the TSC if the incoming SED has been delayed. The SM/SED will be notified that Emergency classifications, Protective Action Recommendations and Emergency Dose Authorizations will remain with the SM/SED.

DEACTIVATION RESPONSIBILITIES

Refer to EPIP-13.

<b>WBN</b>	<b>ACTIVATION AND OPERATION OF THE TECHNICAL SUPPORT CENTER</b>	<b>EPIP-6 Revision 14  Page 45 of 72</b>
------------	---	--

APPENDIX N  
Page 1 of 1

**Intentionally Deleted**

Nuclear Engineering personnel are available on the TAT Teams and do not require a separate and repetitive Activation Checklist.

This appendix will remain in its current state/position for future use.

<b>WBN</b>	<b>ACTIVATION AND OPERATION OF THE TECHNICAL SUPPORT CENTER</b>	<b>EPIP-6 Revision 14  Page 46 of 72</b>
------------	---	--

APPENDIX O  
Page 1 of 1

***TSC LOGKEEPER***

*Initial Activation of The Technical Support Center Checklist*

Date: \_\_\_\_

Inits/Time

- \_\_\_/\_\_\_     **ENTER** badge into the TSC Accountability Card Reader.
- \_\_\_/\_\_\_     **SIGN IN** on the Organizational/Staffing Chart and **PUT ON** position badge.
- \_\_\_/\_\_\_     **REPORT** to the SED and begin a log of his/her activities.
- \_\_\_/\_\_\_     **RECORD** significant information on the TSC Sequence of Events board.
- \_\_\_/\_\_\_     **PROVIDE** this completed checklist to the SED or EP Manager.

*Operational Responsibilities*

- Maintains official logs of the events and SED activities.
- Initiates the shift turnover list as directed by the SED.

<b>WBN</b>	<b>ACTIVATION AND OPERATION OF THE TECHNICAL SUPPORT CENTER</b>	<b>EPIP-6 Revision 14  Page 47 of 72</b>
------------	---	--

APPENDIX P  
Page 1 of 2

### **TSC CLERICAL STAFF**

#### *Initial Activation of The Technical Support Center Checklist*

Date: \_\_\_\_\_

Inits/Time

- \_\_\_/\_\_\_     **ENTER** badge into the TSC Accountability Card Reader.
- \_\_\_/\_\_\_     **SIGN IN** on the Organizational/Staffing Chart **and PUT ON** position badge.
- \_\_\_/\_\_\_     **DISTRIBUTE** manuals and TSC supplies and operate equipment as requested.
- \_\_\_/\_\_\_     **ENSURE** that EIPs are at the appropriate revision level.
- \_\_\_/\_\_\_     **ASSIST** TSC personnel in obtaining their TLDs.

#### *Deactivation of the TSC*

- \_\_\_/\_\_\_     **COLLECT** all logs, notes, and other materials from each TSC position and **PROVIDE** them to the EP Manager for documentation and storage.
- \_\_\_/\_\_\_     **ASSIST** in the deactivation of the TSC by returning all equipment, supplies and manuals to the proper storage cabinets.
- \_\_\_/\_\_\_     **PROVIDE** this completed checklist to the SED or EP Manager.

<b>WBN</b>	<b>ACTIVATION AND OPERATION OF THE TECHNICAL SUPPORT CENTER</b>	<b>EPIP-6 Revision 14</b>  <b>Page 48 of 72</b>
------------	---	---

APPENDIX P  
Page 2 of 2

**TSC CLERICAL STAFF**

**Operational Responsibilities**

- Assist in the set up of the TSC.
  - Maintains accountability of TSC personnel.
  - In the event of a Site Wide Evacuation, notify the TSC RADCON Manager that this is a non-radiation worker position.
  - Answers telephones.
  - Distributes plant parameter data sheets (Appendices R, S, & T), if ICS is unavailable.
  - Uses Emergency Response Call List to obtain staff for unfilled positions or replacement staff for shift turnover using Appendix AA, "Emergency Responder Notification Form". Ensure that the following directions relative to call-in for unscheduled work per the "Fitness For Duty" (SPP-1.2) are followed: ASK responder the following questions:
    1. "Have you consumed alcohol in the past five hours?"
    2. "Are you fit for duty?"
- If the first question is answered in the affirmative, call the next person on the call list unless the individual indicates that he is fit for duty in which case you should refer the determination to a supervisor.
- Operates facsimile machines.
  - Operates CECC computer.

<p align="center"><b>WBN</b></p>	<p align="center"><b>ACTIVATION AND OPERATION OF THE TECHNICAL SUPPORT CENTER</b></p>	<p align="center"><b>EPIP-6 Revision 14</b></p> <p align="center">Page 49 of 72</p>
----------------------------------	---	---

APPENDIX Q  
Page 1 of 3

**TECHNICAL ASSESSMENT TEAM**

*Initial Activation of The Technical Support Center Checklist*

Date: \_\_\_\_\_

Inits/Time

- \_\_\_/\_\_\_ **ENTER** badge into the TSC Accountability Card Reader.
- \_\_\_/\_\_\_ **SIGN IN** on the Organizational/Staffing Chart **and PUT ON** position badge.
- \_\_\_/\_\_\_ **ESTABLISH** log of communications/events.
- \_\_\_/\_\_\_ **ESTABLISH** contact with the Technical Assessment Manager.
- \_\_\_/\_\_\_ **CHECK** the status of emergency actions already in effect such as Accountability or Site Evacuation.
- \_\_\_/\_\_\_ **PROVIDE** this completed checklist to the SED or EP Manager.



WBN	ACTIVATION AND OPERATION OF THE TECHNICAL SUPPORT CENTER	EPIP-6 Revision 14  Page 50 of 72
-----	---	--

APPENDIX Q  
Page 2 of 3

**TECHNICAL ASSESSMENT TEAM**

*Operational Responsibilities*<sup>7</sup>

- Team Leader may designate TSC Logkeeper and Board Writer as directed by the TAM.
- Prepares and provides current assessment on plant conditions and provides this information to the CECC Plant Assessment Team.
- Project future status based on present plant conditions.
- Provide technical support and recommendations to plant operations on mitigating the accident.
- Monitor containment sump level and consult Appendix W for guidance.
- Provides direction for environmental qualification operating concerns for containment cooling following a non-LOCA event inside containment (i.e., loss of secondary side coolant) per Appendix X.
- Determines the condition of the reactor and nuclear fuel.
- If ICS is unavailable, prepares accident assessment form (Appendix T) for the TAM and NRC Communicator as warranted.
- Provides Predictive Release Data Sheet (Appendix S) to the CECC as requested.
- Ensures actions in Additional TAT Duties (Post Accident), Appendix Z, are initiated as needed.
- Performs trending of key plant parameters using ICS.
- Assumes SAMG responsibilities, when directed by the TAM. The TSC must be functional and 3 SAMG Evaluators must be monitoring the "TSC Diagnostic Flow Chart" (DFC) to assume SAMG responsibilities.

<b>WBN</b>	<b>ACTIVATION AND OPERATION OF THE TECHNICAL SUPPORT CENTER</b>	<b>EPIP-6 Revision 14</b>  <b>Page 51 of 72</b>
------------	---	---

APPENDIX Q  
Page 3 of 3

***TECHNICAL ASSESSMENT TEAM***

***Operational Responsibilities (continued)***

- Verifies that all Aux. Bldg. Secondary Containment Enclosures (ABSCE) doors are closed. (Contact MCR for SOI-30.06, Checklist 3 status file or Fire Protection)
- Identifies and tracks the status of current ABSCE breaches. (Contact HVAC System Engineer for Breaching Log status)
- Verifies that all Emergency Control Room Pressurization Boundary (ECRPB) doors are closed.
- Identifies and tracks the status of current ECRPB breaches.
- Evaluate procedures produced during an emergency to determine if they should be approved by the Plant Operations Review Committee (PORC) or implemented based on 10 CFR 50.54X.



APPENDIX R  
Page 2 of 6

Plant Parameter Data Sheets

DATE: \_\_\_\_\_ TIME: \_\_\_\_\_ UNIT: \_\_\_\_\_

12. RCS FLOW: RCP's RUNNING:  1  2  3  4  NATURAL CIRC

13. ECCS STATUS:  STANDBY  INJECT  RECIRC  SPRAY

14. RWST LEVEL: (LI-63-50) \_\_\_\_\_ GAL (LI-63-51) \_\_\_\_\_ GAL

15. CNTMT SUMP LEVEL: (LI-63-176) \_\_\_\_\_ %

16. FLOWRATE: (FI-62-93) \_\_\_\_\_ GPM (FI-63-170) \_\_\_\_\_ GPM  
CHARGING BIT

17. CNTMT PRESSURE: NR (PI-30-44) \_\_\_\_\_ (PI-30-45) \_\_\_\_\_ PSID

18. INCORE THERMOCOUPLES:

QUAD 1 - (1 of #41,28,24,56,55,29,6) \_\_\_\_\_ °F

QUAD 2 - (1 of #44,22,58,21,16,63,64) \_\_\_\_\_ °F

QUAD 3 - (1 of #54,12,8,40,4,3,7) \_\_\_\_\_ °F

QUAD 4 - (1 of #60,9,45,6,46,42,36) \_\_\_\_\_ °F

19. NIS SOURCE RANGE: (N-131) \_\_\_\_\_ CPS (N-132) \_\_\_\_\_ CPS

20. SUB COOLING MARGIN \_\_\_\_\_ °F \_\_\_\_\_ °F  
(TI-68-105) (TI-68-115)

21. STATUS TREE INDICATING:

RED  REASON: \_\_\_\_\_

ORANGE  REASON: \_\_\_\_\_

DATA BY: \_\_\_\_\_

APPENDIX R  
Page 3 of 6

Plant Parameter Data Sheets

DATE: \_\_\_\_\_ TIME: \_\_\_\_\_ UNIT: \_\_\_\_\_

RADIATION MONITORS

**NOTE:** UNIT STATUS UPDATE SHEETS (FOR USE WHEN TSC/ICS COMPUTER IS INOPERABLE)

1. LOWER CNTMT (1-RE-90-106)                      (A) PARTICULATE \_\_\_\_\_ CPM  
 ISOLATED     TO LOWER                      (B) TOTAL GAS \_\_\_\_\_ CPM  
 TO UPPER    (C) IODINE \_\_\_\_\_ CPM
  
2. UPPER CNTMT (1-RE-90-112)                      (A) PARTICULATE \_\_\_\_\_ CPM  
 ISOLATED     TO UPPER                      (B) TOTAL GAS \_\_\_\_\_ CPM  
 TO LOWER    (C) IODINE \_\_\_\_\_ CPM
  
3. SHIELD BLDG VENT  
(1&2-RE-90-400)                                      TOTAL GAS U1 \_\_\_\_\_ U2 \_\_\_\_\_  $\mu$ Ci/cc  
FLOW \_\_\_\_\_ CFM
  
4. AUXILIARY BLDG VENT (0-RE-90-101)                      (A) PARTICULATE \_\_\_\_\_ CPM  
 ISOLATED    (B) TOTAL GAS \_\_\_\_\_ CPM  
FLOW \_\_\_\_\_ CFM    (C) IODINE \_\_\_\_\_ CPM
  
5. CONDENSER EXHAUST (LR) \_\_\_\_\_ CPM FLOW \_\_\_\_\_ CFM  
(1-RE-90-119)    (FT-2-256)

**NOTE:** ICS radiation monitor(s) RE identifications may be referenced as RM in the MCR.

APPENDIX R

Page 4 of 6

Plant Parameter Data Sheets

6. STEAM LINE RAD MONITORS: 1-RE-90-421 \_\_\_\_\_ mR/hr  
1-RE-90-422 \_\_\_\_\_ mR/hr  
1-RE-90-423 \_\_\_\_\_ mR/hr  
1-RE-90-424 \_\_\_\_\_ mR/hr

STEAMFLOW (MCR)

- |                 |     |               |
|-----------------|-----|---------------|
| 1-FI-1-3A(3B)   | SG1 | _____ 1bm/hr. |
| 1-FI-1-10A(10B) | SG2 | _____ 1bm/hr. |
| 1-FI-1-21A(21B) | SG3 | _____ 1bm/hr. |
| 1-FI-1-28A(28B) | SG4 | _____ 1bm/hr. |

7. SERVICE BLDG VENT \_\_\_\_\_ CPM FLOW \_\_\_\_\_ CFM  
0-RE-90-132

8. SG BLOWDOWN: \_\_\_\_\_ CPM \_\_\_\_\_ CPM  
1-RE-90-120 1-RE-90-121

9. ERCW DISCHARGE: HEADER A: \_\_\_\_\_ CPM \_\_\_\_\_ CPM  
0-RE-90-133 0-RE-90-140

- HEADER B: \_\_\_\_\_ CPM \_\_\_\_\_ CPM  
0-RE-90-134 0-RE-90-141

10. Additional monitors in alarm (trend as needed).

DATA BY: \_\_\_\_\_



APPENDIX R  
Page 6 of 6

Plant Parameter Data Sheets

**NOTE:** Unit status update sheets (for use when TSC/ICS computer is inoperable).

DATE: \_\_\_\_\_ TIME: \_\_\_\_\_ UNIT: \_\_\_\_\_

RADIOLOGICAL RELEASE DATA

1. RELEASE POINT: \_\_\_\_\_

2. RELEASE RATES: CIRCLE ONE: DECREASING STABLE INCREASING UNKNOWN

-----AIRBORNE-----LIQUID RELEASE-----

RELEASES $\mu$ Ci/SEC	ISO- TOPE	CONCENTRATION VALUE UNITS	FLOWRATE VALUE UNITS	TOTAL-RELEASE VALUE UNITS
NOBLE GAS _____	_____	_____	_____	_____
IODINES _____	_____	_____	_____	_____
PARTICULATE _____	_____	_____	_____	_____
_____ COMBINED RELEASE	_____	_____	_____	_____
ISOTOPE RELEASE RATE	_____	_____	_____	_____
_____	_____	_____	_____	_____
_____	_____	_____	_____	_____

3. RELEASE BEGAN \_\_\_\_\_ EXPECTED TO END \_\_\_\_\_ EST/EDT. DURATION \_\_\_\_\_ HR  
RELEASE POTENTIAL: \_\_\_\_\_ Ci, IN VOLUME OF \_\_\_\_\_ (CU FT OR GAL)

4. METEOROLOGICAL CONDITIONS: (IF REQUESTED DUE TO MET DATALINK INOPERABLE)

DATE	TIME	WIND SPEED (MPH or METERS)	DIRECTION (DEGREES)	ELEVATION (METERS)	TEMPERATURE DIFFERENTIAL
____/____/____	____:____	_____	_____	_____	_____
____/____/____	____:____	_____	_____	_____	_____
____/____/____	____:____	_____	_____	_____	_____

5. REMARKS/COMMENTS:

\_\_\_\_\_

DATA BY: \_\_\_\_\_



APPENDIX S

Page 1 of 1

Predictive Release Data Sheet<sup>7</sup>

DATE: \_\_\_\_\_ TIME: \_\_\_\_\_ UNIT: \_\_\_\_\_

**DATA NEEDED FOR CECC TO PERFORM PREDICTIVE RELEASE METHODOLOGY**

1. PRIMARY COOLANT CONCENTRATION

ISOTOPE	IN GAS      IN LIQ		SAMPLE DATA	
	μCi/cc	μCi/ml	DATE: _____	TIME: _____
I-131	_____	_____	LOCATION: _____	
I-132	_____	_____	TEMPERATURE: _____ °F	
I-133	_____	_____	PRESSURE _____ PSIA	
I-134	_____	_____	GAS VOLUME: _____ CC	
I-135	_____	_____	WATER MASS: _____ GRAM	
CS-137	_____	_____	WATER LEVEL: _____	
CS-138	_____	_____		
KR-85m	_____	_____		
KR-85	_____	_____		
KR-87	_____	_____		
KR-88	_____	_____		
XE-133	_____	_____		
XE-135	_____	_____		

2. CONCENTRATION OF HYDROGEN IN CONTAINMENT ATMOSPHERE

H<sub>2</sub> CONC (MOLE %): \_\_\_\_\_ DATE: \_\_\_\_\_  
 CNTMT TEMP: \_\_\_\_\_ °F TIME: \_\_\_\_\_  
 CNTMT PRESS \_\_\_\_\_ PSI LOCATION: \_\_\_\_\_

3. OPERATING POWER HISTORY (IF CECC/ICS DATALINK INOPERABLE)

DATE/TIME OF SHUTDOWN: _____					
START PERIOD	END PERIOD	AVG POWER IN MWt	START PERIOD	END PERIOD	AVG POWER IN MWt
_____	_____	_____	_____	_____	_____

4. CORE EXIT THERMOCOUPLE READINGS (IF CECC/ICS DATALINK INOPERABLE)

THERMOCOUPLE NUMBER	DATE	TIME	READING (F)	NOTES:
_____	_____	_____	_____	_____
_____	_____	_____	_____	_____
_____	_____	_____	_____	_____

5. REACTOR WATER LEVEL HISTORY (IF CECC/ICS DATALINK INOPERABLE)

DATE	TIME	READING (UNITS)	RCS VOL (CU FT)	NOTES:
_____	_____	_____	_____	_____
_____	_____	_____	_____	_____

Send to: CECC Core Damage & CECC RAC.

DATA BY \_\_\_\_\_

WBN	ACTIVATION AND OPERATION OF THE TECHNICAL SUPPORT CENTER	EPIP-6 Revision 14  Page 59 of 72
-----	--	--

APPENDIX T  
Page 1 of 1

TSC Accident Assessment Summary Sheet<sup>7</sup>

**NOTE:** This Status Update Sheet is for use when the TSC ICS/ERDS data systems are inoperable.

TO: Tech. Assmt. Mgr. & NRC Coordinator and CECC Plant Assessment Team  
FROM: WBN Tech. Assmt. Team

I. HEAT REMOVAL CAPABILITY (Core Cooling, Heat Sink, RSC Inventory):  
Status Tree: \_\_\_\_\_

II. FUEL INTEGRITY (Subcriticality, RCS Radionuclide):

III. RADIOACTIVITY IN CONTAINMENT;

IV. CONTAINMENT INTEGRITY:  
Status Tree: \_\_\_\_\_

V. OVERALL ASSESSMENT & RECOMMENDATIONS:

Prepared by \_\_\_\_\_ WBN /EXT \_\_\_\_\_

Time \_\_\_\_\_

APPENDIX U  
Page 1 of 1

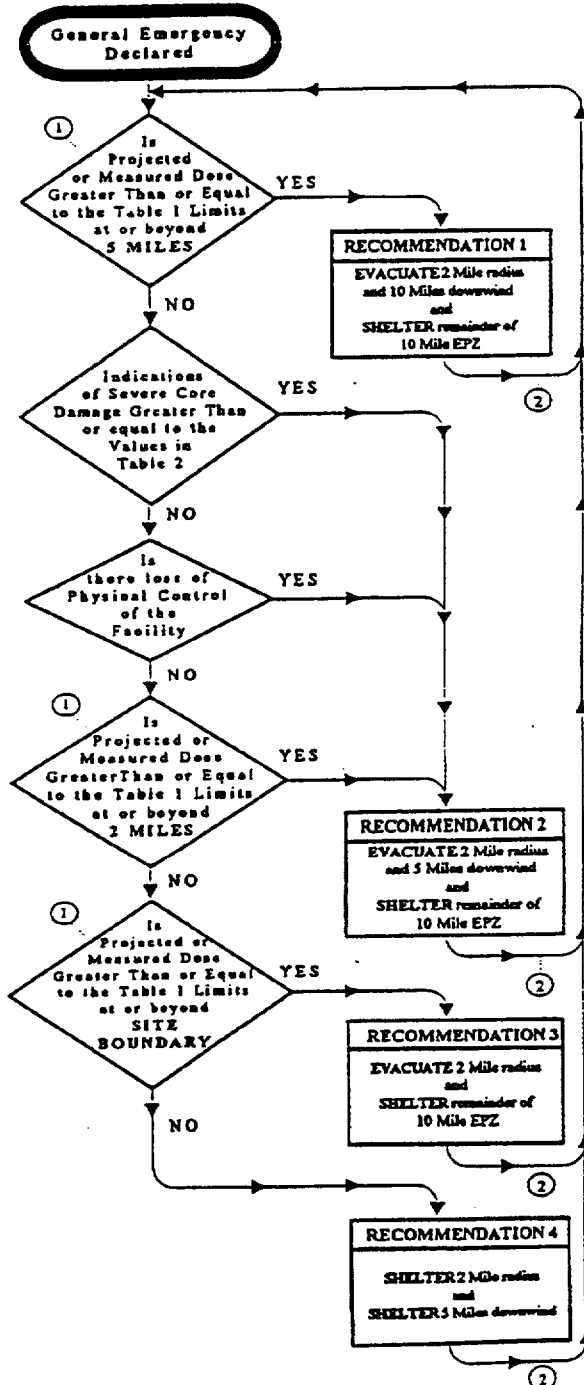
Protective Action Recommendation Guidance<sup>5,12</sup>

*Watts Bar Nuclear*

NOTES	
①	IF Conditions Are not known, Then Answer No.
②	CONTINUE ASSESSMENT. Modify protective actions based on available plant and field monitoring information. Locate and evacuate additional localized hot spots.

TABLE 1 RADIOACTIVITY RELEASE DOSE	
TYPE	LIMIT
Measured	3.9 E-6 $\mu$ CI/cc of Iodine-131
	1 REM/hr External Dose
Projected	1 REM TEDE
	5 REM Thyroid CDE

TABLE 2 Severe Core Damage INDICATIONS	
1.	Containment radiation monitor reading • on 1-RE-90-271 and 272 equal to or greater than 9.0 E+1 R/hr or Containment radiation monitor reading • on 1-RE-90-273 and 274 equal to or greater than 7.0 E+1 R/hr.
2.	Reactor Coolant Activity of $\geq 300 \mu$ CI/gm Dose Equivalent Iodine-131.
3.	Inadequate core cooling as indicated by "red" path from core cooling status tree.
4.	Core exit TCs greater than 1200° F



WBN	ACTIVATION AND OPERATION OF THE TECHNICAL SUPPORT CENTER	EPIP-6 Revision 14  Page 61 of 72
-----	---	--

APPENDIX V  
Page 1 of 1

Reference Materials and Equipment List

The following reference materials are provided in the TSC:

1. Watts Bar Nuclear Plant FSAR.
2. Watts Bar Nuclear Plant Technical Specifications (Unit 1).
3. Surveillance Instructions (Selected). (Note <sup>1</sup> Below)
4. Technical Instructions (Selected). (Note <sup>1</sup> Below)
5. Radiological Control Instructions.
6. System Operating Instructions.
7. General Operating Instructions.
8. REP and WBN and CECC Emergency Plan Implementing Procedures
9. Plant Functional Drawings.
10. Abnormal Operating Instructions.
11. Emergency Operating Procedures.
12. Westinghouse Emergency Response Guidelines. (Note <sup>2</sup> Below)
13. Hand-held calculators.
14. Office supplies for use in the TSC.

**NOTE:** <sup>1</sup>Selection to be made by Technical Assessment Team Leader(s) or Technical Assessment Manager(s) and approved by the Emergency Preparedness Manager.

<sup>2</sup>Obtain copy from Site Westinghouse Representative or Master Files.

<b>WBN</b>	<b>ACTIVATION AND OPERATION OF THE TECHNICAL SUPPORT CENTER</b>	<b>EPIP-6 Revision 14  Page 62 of 72</b>
------------	---	--

APPENDIX W  
Page 1 of 1

Containment Sump Operation and Level Guidance<sup>1</sup>

**NOTE:** Revised Engineering Analysis on the WBN Containment Sump Operation and Level Guidance has made the information previously provided in this Appendix no longer applicable.

Information on the Containment Sump Operation and Level Guidance can be gained through the following sources:

- FSAR 6.3 Emergency Core Cooling System
- System Description N3-63-4001 Safety Injection Systems
- ES-1.3 Transfer to RHR Containment Sump

<b>WBN</b>	<b>ACTIVATION AND OPERATION OF THE TECHNICAL SUPPORT CENTER</b>	<b>EPIP-6 Revision 14  Page 63 of 72</b>
------------	---	--

APPENDIX X  
Page 1 of 3

ERCW Concerns for Technical Assessment<sup>1, 18</sup>

MSLB and LOCA Events:

The LCC fans will be operated throughout all events except LOCA and MSLB. Following a MSLB, the LCC fans (four total - 2 Train A and 2 Train B) are started between 1.5 and 4 hours after event initiation. Within 2 hours of event initiation, contingent upon no ERCW available to operating LCC units, operators will initiate plant cooldown at a minimum rate of 19°F per hour in the RCS and 25°F per hour in the Pressurizer, to at least 350°F in the RCS and 450°F in the Pressurizer.

**CAUTION:** Prior to reinitiating ERCW flow to the LCC coils, the potential for waterhammer and two phase flow must be considered. Parameters to be considered are containment temperature which can cause boiling within the coils, available system pressure to prevent boiling, and maintenance of system integrity after reinitiating ERCW flow.

If ERCW is supplied to operating units, the cooldown specified here is not required, if containment temperature is maintained below 120°F.

Non-LOCA Events:

1. Provide direction for environmental qualification operating concerns for containment cooling following a non-LOCA event (e.g. loss of secondary coolant) inside containment. Items which should be addressed are listed below:
  - a. Cooldown the RCS to less than 350 degrees F within 12 hours and continue as conditions allow.
  - b. In case of failure of the normal RHR suction valves to open, continue cooldown using the steam generators.
  - c. Within one to four hours after event initiation, place at least two lower containment coolers in service. Ensure ERCW is aligned before placing coolers in service. This action will require entry into the annulus to manually open the ERCW valve if one train of power is lost. Preferable, all lower containment coolers should be placed in service.
    - (1) If A-train power is lost, A-train valves FCV-67-104 and FCV-67-112, located in the annulus (approx. el 713) will have to be manually operated in order to place the B-train ERCW header to the B-train lower compartment coolers in service. See Appendix X, page 3 of 3 for the specific location of these valves.
    - (2) If B-train power is lost, B-train valves FCV-67-88 and FCV-67-96, located in the annulus (approx. el 713) will have to be manually operated in order to place the A-train ERCW header to the A-train lower compartment coolers in service. See Appendix X, page 3 of 3 for the specific location of these valves.
  - d. Evaluate containment heat loads. If a reactor coolant pump is running, then at least three lower containment coolers should be in service.
  - e. Evaluate ERCW flow to the lower containment coolers and, if required, consider reducing flow to other equipment such as the containment spray heat exchangers.
  - f. In case of failure of both the CVCS letdown and excess letdown flow paths, then evaluate use of the reactor vessel head vent system or pressurizer PORV.

<b>WBN</b>	<b>ACTIVATION AND OPERATION OF THE TECHNICAL SUPPORT CENTER</b>	<b>EPIP-6 Revision 14  Page 64 of 72</b>
------------	---	--

**APPENDIX X**

Page 2 of 3

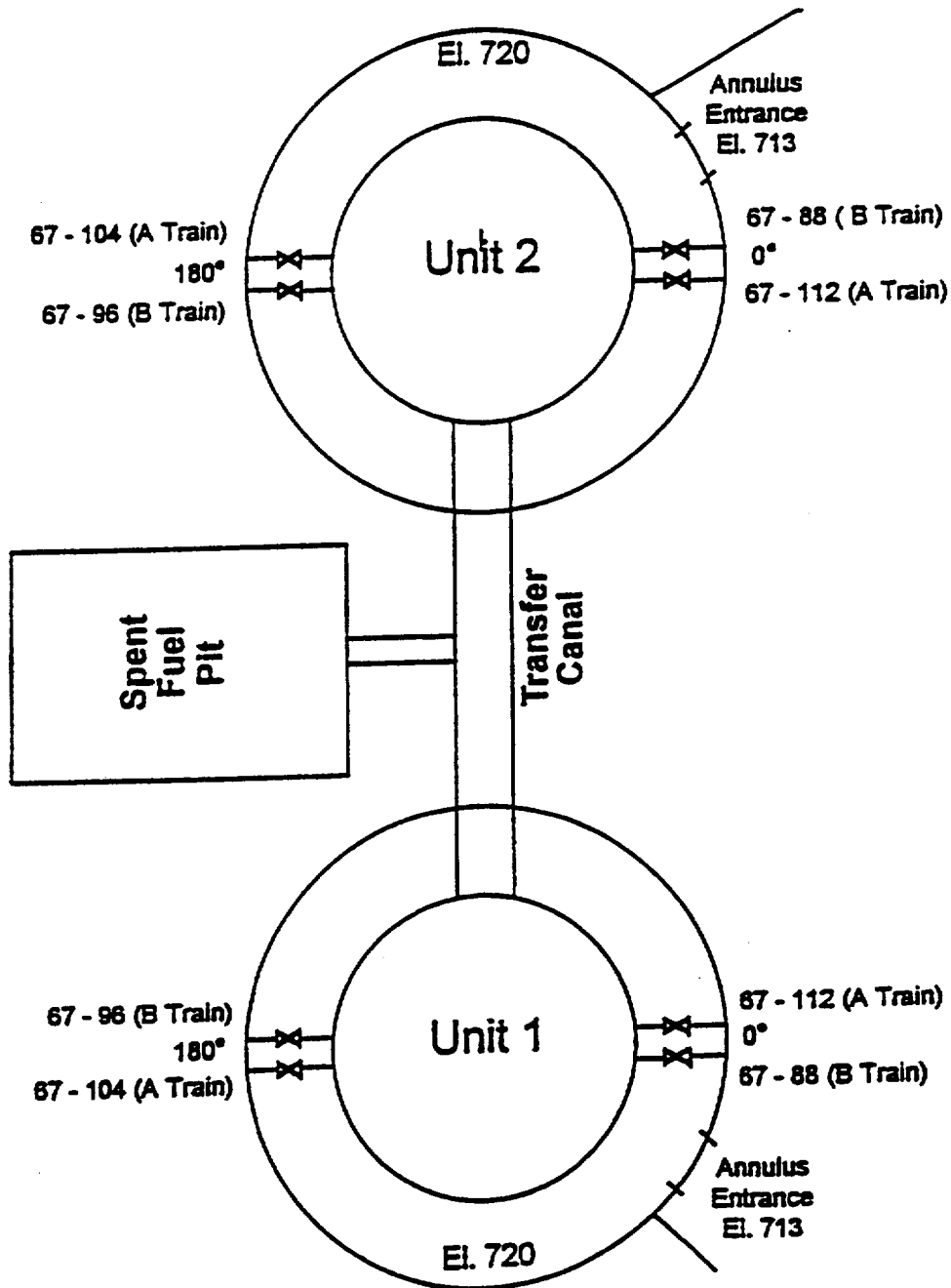
**ERCW Concerns for Technical Assessment Team (continued)**

2. Monitor ERCW screens and strainers. Within 3 hours after operating basis earthquake ( $\geq 1/2$  SSE), a loss of downstream dam, a stage I flood, a tornado warning or within 12 hours following a LOCA, then perform the following actions:
  - a. Isolate chlorination to ERCW.
  - b. Inspect ERCW traveling screens and place screens into continuous backwash.
  - c. Inspect ERCW strainers differential pressure and place into continuous backwash.
3. For events other than those listed in previous step, then maintain the normal monitoring and cleaning frequency of the ERCW screens and strainers per SOI-67.01.

APPENDIX X

Page 3 of 3

ERCW Concerns for Technical Assessment Team (continued)





<b>WBN</b>	<b>ACTIVATION AND OPERATION OF THE TECHNICAL SUPPORT CENTER</b>	<b>EPIP-6 Revision 14</b>  <b>Page 66 of 72</b>
------------	---	---

APPENDIX Y  
Page 1 of 1

*SMALL BREAK LOCA CONCERNS<sup>2</sup>*

As a result of a review of Sequoyah II-91-094, Nuclear Experience Review, it has been noted that the potential exists to have a loss of containment sump inventory as a result of lifting the relief (SRV-62-649) on the CCP miniflow recirculation line which would divert sump water inventory to the VCT/HUT. This scenario is potentially valid whenever the RHR pumps are providing makeup to the charging pumps in the recirculation mode.

Evaluate the conditions to determine if:

- A RCS Loss of Coolant accident is in progress.
- The unit is to the point of going on RHR Recirculation and RWST inventory is depleted and inventory for suction of the CCPs is from the containment sump.

If these conditions exist, then consider:

- Monitoring VCT level (this is the relief point of SRV-62-649)
- Determine if miniflow valve FCV-62-98 or FCV-62-99 should be closed to preclude loss of inventory to the VCT.
- If entry into Auxiliary Building is required to manually close the miniflow valve, have RADCON evaluate potential dose for performing this function.
- If loss of containment sump inventory to the HUT is occurring, actions must be taken to add water to RWST.

<b>WBN</b>	<b>ACTIVATION AND OPERATION OF THE TECHNICAL SUPPORT CENTER</b>	<b>EPIP-6 Revision 14  Page 67 of 72</b>
------------	---	--

APPENDIX Z  
Page 1 of 2

**ADDITIONAL TAT DUTIES (POST ACCIDENT)**

**Auxiliary Building Lighting Guidance**<sup>14</sup>

In order to support the results of the Auxiliary Building temperature heat-up calculation (reference 7.2.21), normal lighting in the following rooms should be turned off within 12 hours of an Auxiliary Building isolation (ABI) resulting from a LOCA/MSLB inside primary containment, if temperatures in these rooms cannot be maintained below 128°F:

**Elevation 757.0**

A10 (Old Reverse Osmosis Rm)  
A11 (U1 Reactor Bldg. Equip Hatch)  
A12 (U1 Reactor Bldg. Access Rm)

**Elevation 782.0**

A1 (U1 MG Set Rm)  
A2 (PZR Header Xfmr Rm-Train A)

Lights must be turned off via the wall switch in the rooms and not at the circuit breaker in the lighting cabinet. Room 757.0-A11 has one 1500 watt light located at A5-A6 and W-X that is not switched and should not be turned off at LC156 (breaker 13) as this breaker also controls an emergency battery pack.

**NOTE:** Should emergency repair work be conducted in any of these rooms, repair teams should be instructed to turn the lights off upon departure.

**Control Room Chiller Guidance**

Operator Action will be required following a LOCA/HELB (inside containment) to assure that temperatures in the Main Control Room and in the Shut Down Board Rooms remain below the Maximum Limits.

The Technical Assessment Team will assure the following actions are taken.

Within 24 hours of the start of the LOCA/HELB, switch from the operating Train to the Standby train on the following systems:

- Main Control Room AHU
- Shut Down Board Room A & B Chiller

Continue to alternate trains every 24 hours.

<b>WBN</b>	<b>ACTIVATION AND OPERATION OF THE TECHNICAL SUPPORT CENTER</b>	<b>EPIP-6 Revision 14  Page 68 of 72</b>
------------	---	--

APPENDIX Z  
Page 2 of 2

**Steam Generator Tube Rupture (SGTR) Recovery**<sup>15</sup>

Operator action will be required to dispose of contaminated water on the plant's secondary side after a SGTR.

To assist Plant Operations the Technical Assessment Team will assure the following actions are taken.

- Ensure the station sump is aligned to the unlined pond (in accordance with AOI-33, E-3 or ECA-3 series) and unlined pond releases are performed in accordance with the Offsite Dose Calculation Manual (ODCM).

**NOTE:** Hotwell level indication may be inadequate if the hotwell level is high.

- Evaluate having temporary level indication installed to provide accurate indication of hotwell level.
- The hotwell may be processed (cleaned up) in accordance with SOI-14.03, Condensate Demineralizer Waste Disposal.
- The A Condensate Storage Tank (CST) may be processed (cleaned up) in accordance with SOI-2&3.01, Condensate and Feedwater System.
- Any contaminated Steam Generator may be processed in accordance with SOI-15.01, Steam Generator Blowdown System.



APPENDIX BB

WBN TSC Sign-In Roster

NAME (Print)	Social Security Number	Signature	Replacement within 12 hours Yes/No	Replacement notified Yes/No

\_\_\_\_\_  
Date of TSC Activation

\_\_\_\_\_  
WBN EP Records Coordinator

<b>WBN</b>	<b>ACTIVATION AND OPERATION OF THE TECHNICAL SUPPORT CENTER</b>	<b>EPIP-6 Revision 14  Page 71 of 72</b>
------------	---	--

**SOURCE NOTES**

Page 1 of 2

- |   |  |  |
|---|--|--|
| 1 | NRC IE Notice 87-52-02,<br>Weakness No. 1, NCO-870324038 | Operation of ERCW<br>screens/strainers to be consistent with NE<br>USQD (Appendix W)   |
| 2 | NER Item 910949  | Small Break LOCA Concerns (Appendix Y)   |
| 3 | DV-847100 F00021, NIR-0560.                              | SEDs Responsibilities. Section 2.0<br>Responsibility, 3.3 Activation of the TSC,<br>Appendix C (Pages 1 through 7).                                  |
| 4 | MC-840827005041A, MSC-02407.                             | Physical TSC Layout and Communications.<br>Section 3.0 Instruction, 3.1 General. Appendix<br>A (pages 1 and 2).                                      |
| 5 | MC-840827055035A, MSC-2400.                              | SED duties that cannot be delegated Appendix<br>C (page 3 of 7) Also see EIPs 5 and 15.  |
| 6 | MC-840827005055, MSC-02419,<br>NCO-920042076.            | Quarterly Update of WBN Emergency<br>Organization. Section 3.0 Instructions,<br>Section 3.3.2 Emergency Response Call List.                          |
| 7 | GR-823300000006, GLT-0015,<br>NCO-920033014.             | Plant Parameters Essential to EOF (CECC)<br>Function. Appendix Q, R, S, T.   |
| 8 | GLT-0011, NCO-920053011.                                 | Activation and Operation of the TSC. All<br>Sections and Appendices.   |
| 9 | MC-810914022080, MSC-04144.<br>NCO-920042275             | TSC will be operational by Fuel Load<br>(NUREG 0737 Upgrade). Entire procedure<br>supports the upgrade requirements. Also see<br>ERFDS Users Manual. |

<b>WBN</b>	<b>ACTIVATION AND OPERATION OF THE TECHNICAL SUPPORT CENTER</b>	<b>EPIP-6 Revision 14  Page 72 of 72</b>
------------	---	--

SOURCE NOTES

Page 2 of 2

- |     |   |   |
|-----|---|---|
| 10  | FRS-06-293.<br>=<br>=<br>=                              | The MCRHS area is designed for long term occupation by personnel required during emergency operation. Section 3.6 Long Term Operation, 3.6.3. Also see EPIP-12. |
| 11. | ANSI Standard N.18.7-1976<br>Subsection 5.3.9.3: 01 POI | EIPs will contain the following elements.   |
| 12. | 390/93-64A  | 10 CFR 20 Revisions   |
| 13. | MSC-02859, NCO 920042546                                | Radiological Emergency Plan Site Procedures shall designate site personnel who shall staff the ENS and HPN communication systems.                               |
| 14. | WBPER 950118  | Turn off lights in key Auxiliary Building rooms after a LOCA/MSLB inside containment.   |
| 15. | SOER-93.0001  | Cleanup secondary side following a SGTR. Add temporary Hotwell Level Indication due to high level in Hotwell.   |
| 16. | WB PER960582<br>requirements of RC Mgr.                 | Remove statement concerning reportability   |
| 17. | NRC Information Notice 97-05                            | Offsite Notification Capabilities when site communication capabilities are lost   |
| 18. | NRC Generic Letter (GL) 96-06                           | MSLB/LOCA: Prior to reinitiating ERCW flow to LCC Coils, potential for waterhammer and two phase flow must be considered.                                       |

# FILING INSTRUCTIONS

DOCUMENT NUMBER EPIP-7

REMOVE REVISION 9 INSERT REVISION 10

Comments \_\_\_\_\_  
\_\_\_\_\_  
\_\_\_\_\_



**TENNESSEE VALLEY AUTHORITY**

**WATTS BAR NUCLEAR PLANT**

**EMERGENCY PLAN IMPLEMENTING  
PROCEDURES**

**EPIP-7**

**ACTIVATION AND OPERATION OF THE  
OPERATIONS SUPPORT CENTER (OSC)**

Revision 10  
Unit 0

**QUALITY RELATED**

PREPARED BY: F. L. Pavlechko  
(Type Name)

SPONSORING ORGANIZATION: Emergency Planning

APPROVED BY: Frank L. Pavlechko

EFFECTIVE DATE: 02/07/2000

LEVEL OF USE: REFERENCE

WBN	ACTIVATION AND OPERATION OF THE OPERATIONS SUPPORT CENTER (OSC)	EPIP-7 Revision 10 Page 2 of 56
-----	---	---------------------------------------

**REVISION LOG**  
(Page 1 of 2)

Revision Number	Effective Date	Pages Affected	Description of Revision
0	N/A	New WBN EPIP	Supersedes IP-7.
1	02/10/93	4  4 5 6 8  11  18,19 17,22,28,31,3 3,35,37,39,40 47	<p>Added OSC Teams Coordinator, OSC Power Stores Coordinator, DCRM Representative, TSC Coordinator to response organization. Removed note about RADCON staffing issues.</p> <p>Added 3.5 section on call out list.</p> <p>Added OSC Teams Coordinator Personnel Pool Log.</p> <p>Added NUREG 0654 and NUREG 0696 and 10 CFR 50, App. E references.</p> <p>Added page 2 to Appendix A, Alt. OSC Layout. Changed all Attachments to Appendices.</p> <p>Added OSC Mgr Briefing items to Appendix D.</p> <p>Added deactivation responsibilities to checklists.</p> <p>Added Appendix Q, OSC Personnel Coordinator Checklists.</p> <p>Added OSC Power Stores Coordinator Checklists.</p> <p>Added Work Control Boardwriter Checklists.</p> <p>Added RADCON Boardwriters Checklists.</p> <p>Added DCRM Coordinator checklists.</p>
2	08/16/93	All	Editorial (non-intent) and format changes. Repetitive non-used information removed. New OSC Team Briefing/Debriefing Form added. Source notes added to the procedure. Revised RADCON Briefers' responsibilities. Non-pager contacts for Asst. OSC Manager reduced. TSC Coordinator position discontinued due to lack of need for the position. OSC Logkeeper Appendix was repeated twice, one of the Appendix was removed. Contact information for Maintenance personnel added to the OSC Teams Coordinator position. Nuclear Stores duties enhanced.
3	10/04/93	6  21,22,23	OSC equip., supplies, and procedures will be replenished following a drill, exercise or emergency. Change Briefing Form to dispatch teams out of OSC.
4	09/02/94		Added Fitness For Duty note in Section 3.2.3, A. Added WBN EPIPs 12, 15, and 16 to the references section. Changed briefing form, Appendix F, to move OSC Manager's signature to front of the form. Added responsibilities to Appendices G, K, N, and O. Other editorial changes were made. Added optional OSC RADCON Briefer's Emergency Response Teams Staging Area orientation to Appendix H. Added responsibility of faxing Emergency Response Teams board status to Main Control Room to Appendix L.

WBN	ACTIVATION AND OPERATION OF THE OPERATIONS SUPPORT CENTER (OSC)	EPIP-7 Revision 10 Page 3 of 56
-----	---	---------------------------------------

REVISION LOG  
(Page 2 of 2)

Revision Number	Effective Date	Pages Affected	Description of Revision
CN-1	1/17/95	7,55	Source note referencing the capabilities of the OSC was added to the text.
5	4/21/96	3,11,19,20,22, 24,46, 52,54	Minor editorial changes concerning eating and drinking in the OSC, notification of non-pager wearing responders, changes to OSC roster and additions to OSC Teams Coordinator's responsibilities. Phone number revisions.
6	10/10/96	3, 4, 5, 6, 7, 9, 13, 14, 19, 24, 26, 27, 31, 33, 35, 37, 38, 39, 40, 41, 42, 44, 45, 48, 49, 51, 53, 55	The following non-intent and editorial revisions were made: Shift Clerk revised to Shift Personnel to reflect additional trained responders on shift, enhanced OSC activation instructions, added pager number to ERO call list, revised organizational title as needed, when to card in on the assembly card readers revised, and staffing of the OSC, redundant material/information removed, typographical errors corrected, fitness for duty instructions enhanced, activation time for minimum staffing of the OSC included, SM replaced SOS, non-QA records instructions enhanced, additional duty added to App. G, App. V added to the procedure, mainframe computer reference replaced with Curator, and editorial and grammatical enhancements made to assist human factoring.
CN-1	2/15/97	9, 38, 53	Operational responsibility added to Appendix L and T. Typographic error corrected on appendix list.
CN-2	2/10/98	3,5, 8,15, 22, 34	Satellite phone, NP-STD-1.6 changed to SPP-1.2 for FFD, key check-off for briefers , App. J removed "initiate" fire response.
7	6/30/98	All	Non-intent Changes. Incorporated Change Notices 1 & 2. SM FAX # changed. Alternate OSC number revised.
8	2/28/99	All	Non-intent change. Revised ERFDS to ICS and referenced OSC alternate locations in Appendix C.
9	10/21/99	All	Non-intent change. Developed new landscape tables for App L and P to replace scanned tables. Added step to OSC clerk's responsibilities (App L) to ensure all sign roster.
10	02/07/00	All	Non-intent changes. Revised APP. F OSC Team Briefing/Debriefing Form per corrective actions for PER-00-000177-000. Added steps to Appendix I, Initial Activation Checklist and Operational Responsibilities. Corrected typo on Appendix L. Added step to Appendix M, Operational Responsibilities. Revised Appendix P pg. 3 of 3 to enhance OSC Teams Dispatch.

WBN	ACTIVATION AND OPERATION OF THE OPERATIONS SUPPORT CENTER (OSC)	EPIP-7 Revision 10 Page 4 of 56
-----	---	---------------------------------------

## 1.0 PURPOSE<sup>1,2,3</sup>

This procedure provides instructions for the Operations Support Center (OSC) activation, organization, operation, termination, and deactivation.

## 2.0 RESPONSIBILITY<sup>1,2</sup>

The OSC Manager and OSC staff are responsible for activation, operation and deactivation of the OSC.

## 3.0 INSTRUCTION<sup>1,2</sup>

### 3.1 General

At ALERT, SITE AREA EMERGENCY, or GENERAL EMERGENCY classifications, the OSC Manager **will report** directly to the OSC and **shall** be responsible for implementing this Procedure.

### 3.2 Initiating Conditions

3.2.1 The OSC is to be activated and operated when an emergency is declared and classified as an ALERT, a SITE AREA EMERGENCY, or a GENERAL EMERGENCY.

3.2.2 This Procedure may be activated at any other time as deemed necessary by the Site Emergency Director.

3.2.3 The Shift Manager (SM) will activate the OSC by announcing the emergency condition by one or more of the following methods.

A. Plant Public Address (PA) announcement.

**NOTE:** The Radiological Emergency Response Organization Call List is handled in accordance with the TVA Fitness For Duty Program.

B. Shift personnel will normally activate the Emergency Paging System (EPS) or contact the persons designated on the Radiological Emergency Response Organization Call List.

WBN	ACTIVATION AND OPERATION OF THE OPERATIONS SUPPORT CENTER (OSC)	EPIP-7 Revision 10 Page 5 of 56
-----	---	---------------------------------------

### 3.0 INSTRUCTION (CONTINUED)

- C. OSC personnel can also contact additional responders/replacements by phone utilizing the Emergency Response Organization Call List available in the OSC and Appendix V.
- D. Target activation time for minimum OSC staffing is approximately 60 minutes.
- E. IF the normal phone system and radio systems are not functioning, the satellite phone system will be used as described in SOI-100.01.

#### 3.3 Activation of the OSC

- 3.3.1 The OSC Manager **shall** assume responsibility for implementing this Procedure and directing OSC personnel and activities.
- 3.3.2 Personnel with OSC Emergency Preparedness assignments **REPORT** to their response positions, (**SEE** Appendix A, OSC Layout, and Appendix B, Alternate OSC Layout). Activation of the facility is required at the **ALERT OR** higher emergency classification or at the discretion of the Site Emergency Director.
- 3.3.3 Other plant staff the OSC Manager determines to be necessary to support OSC functions will be called:
  - (1) OSC Clerk
  - (2) Maintenance/Craft personnel as needed
  - (3) Operations personnel as needed
  - (4) RADCON personnel as needed
  - (5) Transmission/Power Supply Group personnel as needed
  - (6) Others, as needed.

#### 3.4 Required OSC Actions

- 3.4.1 OSC organization (Appendix B), staff actions and responsibilities are provided in Appendices C-T.
- 3.4.2 OSC responders will complete all of the applicable steps contained in the appropriate Appendices.

WBN	ACTIVATION AND OPERATION OF THE OPERATIONS SUPPORT CENTER (OSC)	EPIP-7 Revision 10 Page 6 of 56
-----	---	---------------------------------------

### 3.0 INSTRUCTION (CONTINUED)

- 3.4.3 Plant procedures should be followed whenever possible. Should a situation arise where normal procedures would be inappropriate, action will be performed as determined by the OSC Manager. Nonconformance with plant procedures should be documented and action/steps taken. Also, deviations may warrant initiation of a Problem Evaluation Report (PER) or other Corrective Action Plan (CAP).

### 3.5 Emergency Response Organization Call List

The WBN Emergency Preparedness Manager shall maintain the Emergency Response organization call list listing key OSC personnel by Emergency Response Organization Title, name, home and work telephone numbers and pager numbers. The call list will be updated at least quarterly with input by the appropriate section/group supervisors. The list will be available to shift personnel to use in case of the failure of the Emergency Paging System.

### 3.6 Long-Term Operation

Additional personnel will be called in at the request of the OSC Manager to provide coverage or to ensure 12-hour or shorter shifts in the OSC. The OSC Manager will coordinate these call-ins with Nuclear Security to facilitate site access.

### 3.7 Termination and Deactivation

- 3.7.1 Deactivation will be implemented using WBN EPIP-13, "Termination of the Emergency and Recovery," when plant conditions are such that: (1) the emergency has been terminated; (2) the OSC has been deactivated; and (3) OSC personnel have been relieved of emergency response duties.
- 3.7.2 All records generated during the operation of the OSC will be reviewed by the OSC Manager and forwarded to the Emergency Preparedness Manager.
- 3.7.3 All equipment and usable supplies will be returned to their storage locations.
- 3.7.4 All equipment, supplies and procedures will be replenished in the OSC following a drill, exercise or emergency by applicable groups as assigned in WBN EPIP-12, "Emergency Equipment and Supplies."

WBN	ACTIVATION AND OPERATION OF THE OPERATIONS SUPPORT CENTER (OSC)	EPIP-7 Revision 10 Page 7 of 56
-----	---	---------------------------------------

### 3.0 INSTRUCTION (CONTINUED)

#### 3.8 Records

##### 3.8.1 QA Records

NONE

##### 3.8.2 Non-QA Records

- The appendices and checklist in this procedure are necessary to demonstrate key actions during an emergency or NRC evaluated exercise(s) and are considered Non-Quality Assurance (QA) records.
- All original records generated during the course of an emergency drill/exercise will be assembled by the Emergency Preparedness Manager and stored appropriately.

### 4.0 REFERENCES

- 4.1 *TVA Nuclear Power Radiological Emergency Plan (NP REP)*
- 4.2 WBN-EPIP-6      *Activation and Operation of the Technical Support Center*
- 4.3 WBN-EPIP-8      *Personnel Accountability and Evacuation*
- 4.4 WBN-EPIP-10     *Medical Emergency Response*
- 4.5 WBN-EPIP-12     *Emergency Equipment and Supplies*
- 4.6 WBN-EPIP-13     *Termination of the Emergency and Recovery*
- 4.7 WBN-EPIP-14     *Radiological Control Response*
- 4.8 WBN-EPIP-15     *Emergency Exposure Guidelines*
- 4.9 WBN-EPIP-16     *Initial Dose Assessment for Radiological Emergencies*

WBN	ACTIVATION AND OPERATION OF THE OPERATIONS SUPPORT CENTER (OSC)	EPIP-7 Revision 10 Page 8 of 56
-----	---	---------------------------------------

#### **4.0 REFERENCES**

- 4.7 *Tennessee Valley Authority Nuclear Power Radiological Emergency Plan (REP)*
- 4.8 *SPP-1.2, Fitness For Duty*
- 4.9 *NUREG 0654, FEMA-REP-1, Rev. 1, Criteria for Preparation and Evaluation of Radiological Emergency Response Plans and Preparedness in support of Nuclear Power Plants*
- 4.10 *NUREG 0696, Functional Criteria for Emergency Response Facilities, Final Report*
- 4.11 Title 10 Code of Federal Regulations, Part 50, Appendix E
- 4.12 ANSI Standard N 18.7-1976
- 4.13 SOI-100.01 Communications Systems

#### **5.0 APPENDICES**

- Appendix A OSC Layout
- Appendix B OSC Organization Chart
- Appendix C OSC Manager Checklist
- Appendix D OSC Manager Briefing Outline
- Appendix E Assistant OSC Manager Checklist
- Appendix F OSC Team Tracking/Debriefing Form
- Appendix G OSC RADCON Supervisor Checklist
- Appendix H OSC RADCON Briefer Checklist
- Appendix I OSC Operations Advisor Checklist
- Appendix J OSC Fire Protection Advisor Checklist

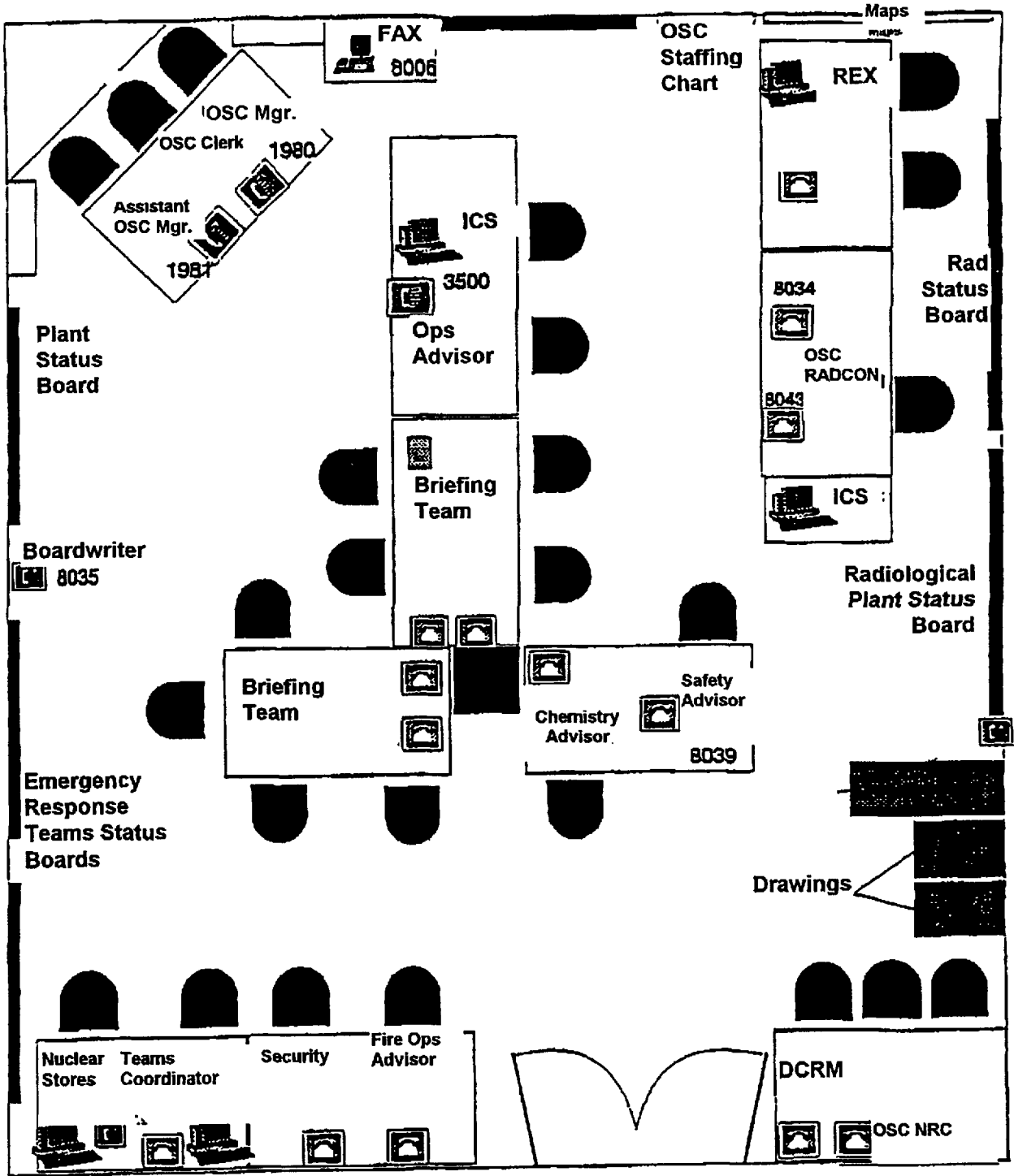


WBN	ACTIVATION AND OPERATION OF THE OPERATIONS SUPPORT CENTER (OSC)	EPIP-7 Revision 10 Page 9 of 56
-----	---	---------------------------------------

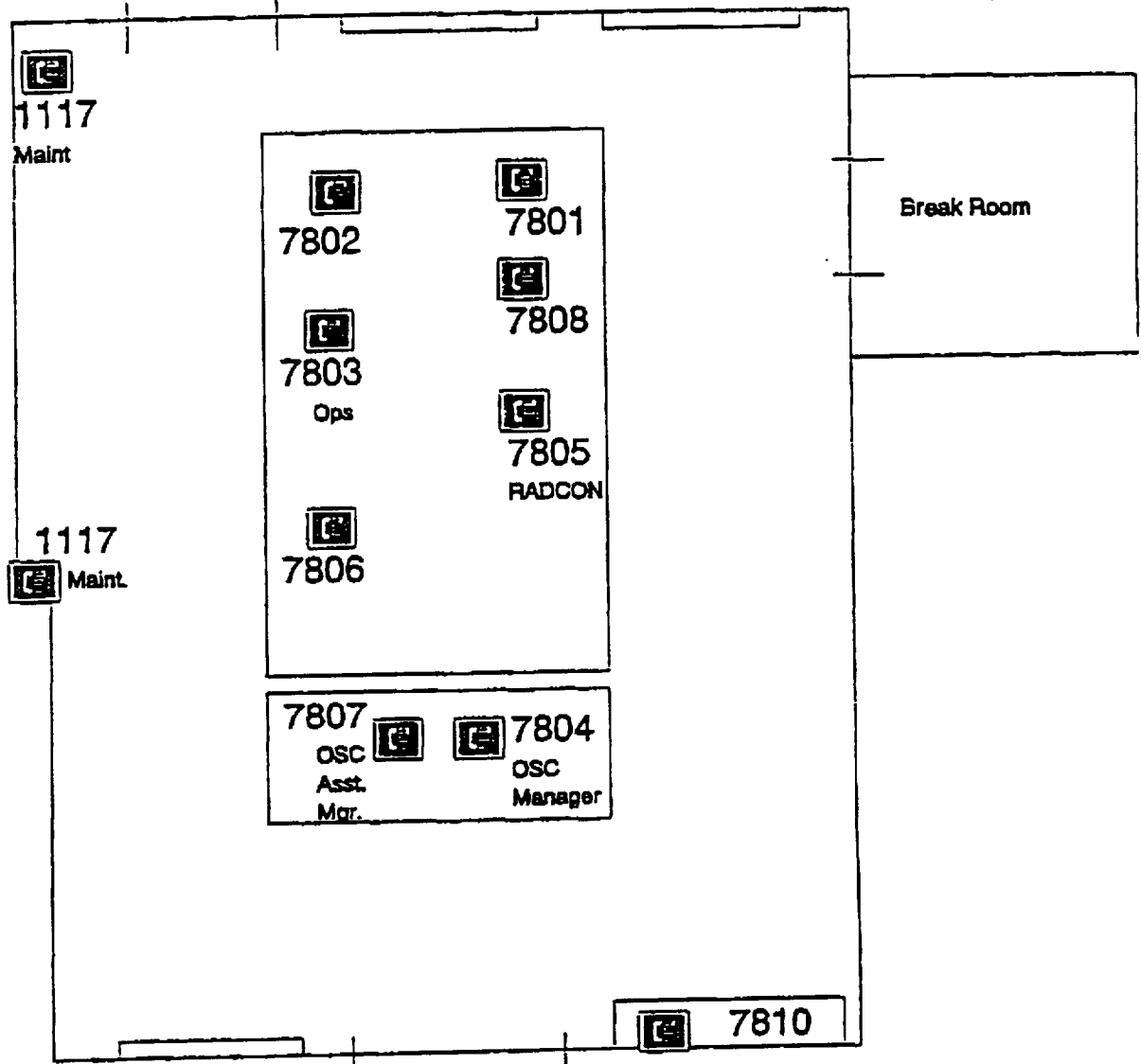
5.0 APPENDICES (continued)

- Appendix K     OSC Chemistry Advisor Checklist
- Appendix L     OSC Clerk Checklist
- Appendix M     OSC Briefing Team Checklist
- Appendix N     OSC Industrial Safety Advisor Checklist
- Appendix O     OSC Nuclear Security Advisor Checklist
- Appendix P     OSC Teams Coordinator Checklist
- Appendix Q     OSC Nuclear Stores Coordinator Checklist
- Appendix R     Work Control Boardwriter Checklist
- Appendix S     RADCON Boardwriter Checklist
- Appendix T     DCRM Coordinator Checklist
- Appendix U     WBN OSC Roster
- Appendix V     Emergency Responder Notification Form

APPENDIX A  
(Page 1 of 2)  
**OPERATIONS SUPPORT CENTER LAYOUT**  
Elevation 713 Radcon Lab Area

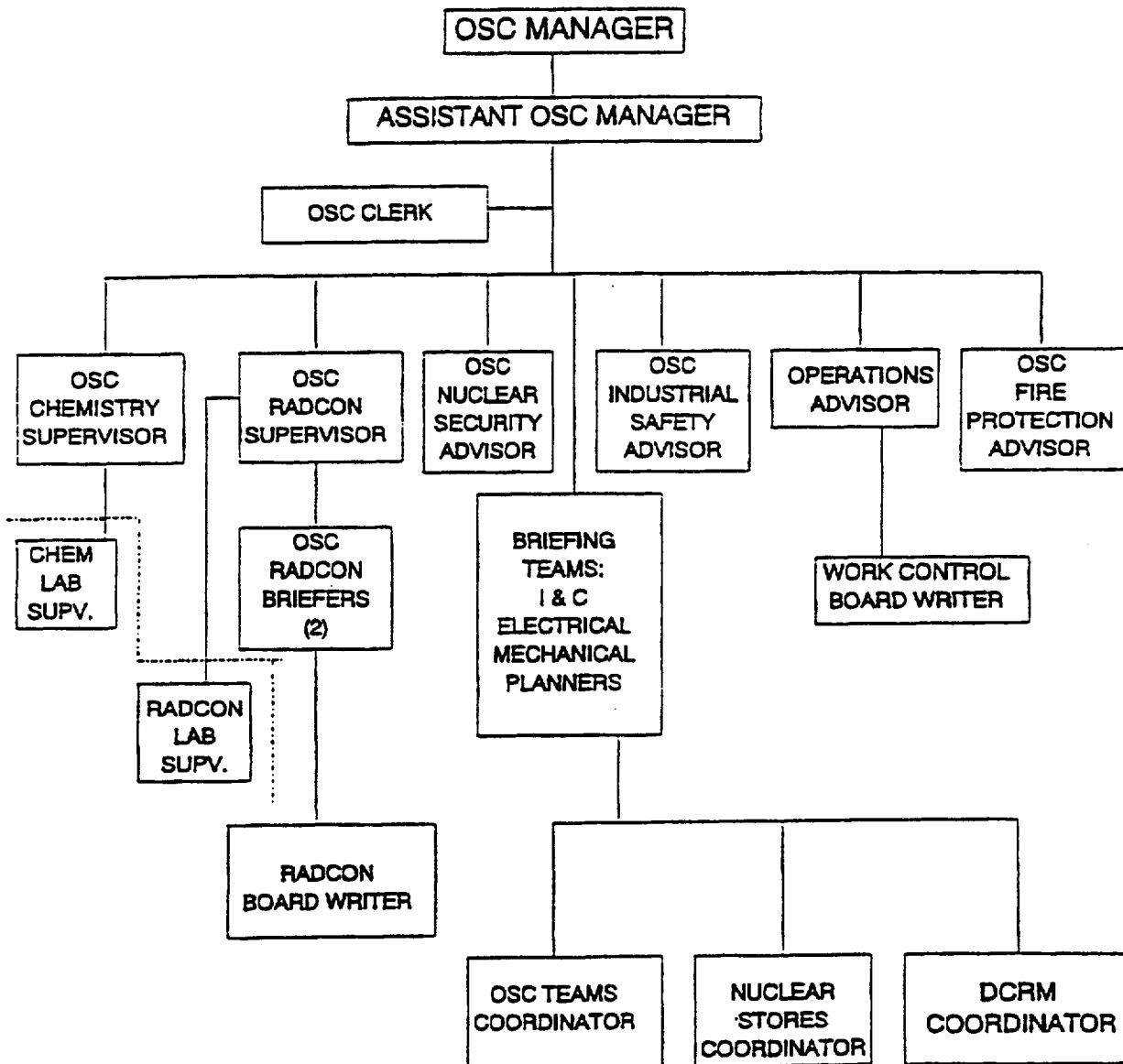


APPENDIX A  
(Page 2 of 2)  
**WBN ALTERNATE OPERATIONS SUPPORT CENTER LAYOUT**  
Elevation 729, Plant Conference Room



APPENDIX B  
(Page 1 of 1)

**OPERATIONS SUPPORT CENTER ORGANIZATION**



WBN	ACTIVATION AND OPERATION OF THE OPERATIONS SUPPORT CENTER (OSC)	EPIP-7 Revision 10 Page 13 of 56
-----	---	--

APPENDIX C  
(Page 1 of 4)

## OSC MANAGER

### INITIAL OSC ACTIVATION CHECKLIST

Date: \_\_\_\_\_

Inits/Time

\_\_\_/\_\_\_

**ENTER** keycard into the Accountability Badge Reader.

\_\_\_/\_\_\_

**SIGN** in OSC on the staffing chart and put on position badge.

\_\_\_/\_\_\_

**SIGN** the OSC Roster. (Appendix U)

\_\_\_/\_\_\_

**ESTABLISH** a log of activities and communications.

\_\_\_/\_\_\_

**CALL** the SED in the TSC and **OBTAIN** an update of emergency conditions.

\_\_\_/\_\_\_

**RELOCATE** to OSC Alternate location (Main Office Building Conference room) if OSC is not habitable.

**NOTE:** The location of the Alternate OSC/RADCON Lab will depend on inplant radiological conditions. The TSC RADCON Manager, after consultation with the SED, will make the decision on location transfer. Possible locations that will be considered are the **Alternate** OSC in the Main Office Building and the **Relay Room** 755' level next to the Control Room and the TSC or the WBN Training Center. <sup>4</sup>

\_\_\_/\_\_\_

**ENSURE** minimum staffing requirements for the OSC are met.

1 Mechanical Maintenance

1 Electrical Maintenance

1 I&C Maintenance

\_\_\_/\_\_\_

**ENSURE** OSC support personnel are notified as needed. This includes anyone who is needed to mitigate the incident. SED can authorize personnel onsite who have not been REP trained.

\_\_\_/\_\_\_

**BRIEF** OSC on personnel, radiological and plant conditions and expected actions. Use Appendix D as a guide.

WBN	ACTIVATION AND OPERATION OF THE OPERATIONS SUPPORT CENTER (OSC)	EPIP-7 Revision 10 Page 14 of 56
-----	---	--

APPENDIX C  
(Page 2 of 4)

**OSC MANAGER**

INITIAL OSC ACTIVATION CHECKLIST

- /    **BRIEF** the OSC regarding the OSC and initial information.
- /    **INFORM** the TSC of encountered plant conditions and the status of any emergency actions already in progress.
- /    **CONFIRM** that the OSC is staffed with qualified personnel and operational. (Will be up to discretion of OSC Manager. Minimum staffing positions must be met.)
- /    **INFORM** the SED that the OSC is operational.
- /    **REQUIRE** OSC personnel to use WBN EPIP-7 checklists to perform their assigned duties.
- /    **DETERMINE** the location and function of persons/teams currently and previously tasked by the TSC/Main Control Room and ensure assignment of Team Tracking Letters.
- /    **ESTABLISH** shift rotations to fill the OSC positions IF duration is expected to exceed 12 hours.

WBN	ACTIVATION AND OPERATION OF THE OPERATIONS SUPPORT CENTER (OSC)	EPIP-7 Revision 10 Page 15 of 56
-----	---	--

APPENDIX C  
(Page 3 of 4)

**OSC MANAGER**

OPERATIONAL RESPONSIBILITIES

- Demonstrate command and control of the OSC throughout the emergency.
- Brief the OSC staff on current conditions, as needed.
- Update the SED and TSC Maintenance Manager as needed.
- Authorize OSC personnel to form emergency response teams.
- Direct the dispatching of emergency response teams (Medical Emergency Response Teams, emergency repair teams, search and rescue teams, fire protection teams, Post Accident Sampling Teams, radiological monitoring teams and others as necessary.)
- Brief, track and coordinate Emergency Response teams which are being dispatched by the Control Room.
- Ensure that team activities are continually prioritized and synchronized with the TSC.
- Coordinate with the SED, TSC RADCON Manager, and OSC RADCON Supervisor authorizing exposures in excess of occupational limits. (Use WBN EPIP-15).

WBN	ACTIVATION AND OPERATION OF THE OPERATIONS SUPPORT CENTER (OSC)	EPIP-7 Revision 10 Page 16 of 56
-----	---	--

APPENDIX C  
(Page 4 of 4)

## **OSC MANAGER**

### OPERATIONAL RESPONSIBILITIES

- Coordinate with the SED, TSC RADCON Manager, and OSC RADCON Supervisor in the issuance of KI. (Use WBN EPIP-14).
- Provide supplemental staffing for the OSC as needed.
- Initiate long-term 24 hour/day operation.
- Relocate the OSC as habitability conditions dictate.
- Deactivate the OSC when directed by the SED.  
(Ensure that all assigned tasks have been completed or terminated as needed, and all emergency response teams have been properly debriefed.)
- Review OSC records to ensure completeness and accuracy prior to collection by the WBN Emergency Preparedness Manager.
- Maintain log of communications and activities.
- Provide adequate turnover when a shift change occurs.

### DEACTIVATION RESPONSIBILITIES

- Terminate in accordance with WBN EPIP-13, "Termination of the Emergency and Recovery."
- Ensures all teams are accounted for and properly debriefed.
- Ensures all logs and team briefing forms are completed and signed.
- Assists in forming re-entry and recovery plans.
- Leave all papers at your station which will be collected and properly stored by WBN Emergency Preparedness.



APPENDIX D  
(Page 1 of 2)

## OSC MANAGER BRIEFING OUTLINE

The following may be used as a guide for OSC Manager briefings:

1. "This is a real emergency. This is a real emergency." **OR**  
"This is a drill. This is a drill. We need to treat this exercise as if it were a real emergency."
  
2. "This is \_\_\_\_\_. I am the OSC Manager."  
"The OSC was activated at \_\_\_\_\_ hours."  
"The TSC (is/is not) activated. \_\_\_\_\_ is the Site Emergency Director."
  
3. "The following is a summary of conditions at this time:

<b>Emergency Classification:</b>		<b>Time Updated</b> _____	<b>PZR Level</b> _____
<input type="checkbox"/> Date _____	<input type="checkbox"/> Notification of Unusual Event	<b>RCS Pres.</b> _____	<b>ESF STATUS</b> _____
<input type="checkbox"/> Alert	<input type="checkbox"/> Site Area Emergency	<b>RCS Temp.</b> _____	
<input type="checkbox"/> General Emergency			
<b>Event Description:</b> _____			
<b>Status--Unit 1</b> _____			
<b>Status--Unit 2</b> _____			
<b>Time Event Started:</b> _____			
<b>Primary Plant Condition:</b> _____			
<b>Mode:</b> 1    2    3    4    5    6			
(circle one)			
<b>Electrical Lineup:</b> _____			
<b>Description of any abnormal lineup</b>			
<u>YES</u> <u>NO</u>	<u>YES</u> <u>NO</u>	<u>YES</u> <u>NO</u>	<u>YES</u> <u>NO</u>
DG1A Operating?	DG2A Operating?	DG1B Operating?	DG2B Operating?   Offsite Pwr Avail.?
<b>Major Mechanical Problems:</b> _____			
<b>Major Electrical Problems:</b> _____			
_____			

WBN	ACTIVATION AND OPERATION OF THE OPERATIONS SUPPORT CENTER (OSC)	EPIP-7 Revision 10 Page 18 of 56
-----	---	--

APPENDIX D  
(Page 2 of 2)

### ***OSC MANAGER BRIEFING OUTLINE***

4. "We are analyzing the work that was in progress at the time of the incident to determine if work should be continued, escalated, postponed or discontinued."
5. "Our plan of action at this time is to \_\_\_\_\_."
6. "Please maintain an orderly atmosphere in the OSC. Listen to briefings and make information flow to the appropriate organizations."
7. "The status of Emergency Response teams in the field is \_\_\_\_\_:  
(Examples: Fire, Medical, damages, repairs. . . . ) More information will be provided as it becomes available."
8. "This is a real emergency. This is a real emergency." **OR**  
"This is a drill. This is a drill."

Recorded by: \_\_\_\_\_

Time: \_\_\_\_\_

Date: \_\_\_\_\_

Major Instrument and Control Problems:	
Environmental Problems High Rad Areas:	
Toxic Gas:	
High Press. Steam:	
Other:	

WBN	ACTIVATION AND OPERATION OF THE OPERATIONS SUPPORT CENTER (OSC)	EPIP-7 Revision 10 Page 19 of 56
-----	---	--

APPENDIX E  
(Page 1 of 3)

**ASSISTANT OSC MANAGER**

INITIAL OSC ACTIVATION CHECKLIST

Date: \_\_\_\_\_

Inits/Time:

- \_\_\_/\_\_\_     **ENTER** keycard into the Accountability Badge Reader.
- \_\_\_/\_\_\_     **SIGN** OSC Staffing Chart and PUT ON position badge.
- \_\_\_/\_\_\_     **SIGN** the OSC Roster (Appendix U).
- \_\_\_/\_\_\_     **ENSURE** Plant Status Board is initially completed.
- \_\_\_/\_\_\_     **ESTABLISH** logbook and communications.
- \_\_\_/\_\_\_     **ENSURE** that qualified (properly trained) OSC personnel are "signed-in" on the OSC Staffing Chart and the OSC Roster.
- \_\_\_/\_\_\_     **REQUEST** checklist completion status from OSC personnel. (Checklists are not optional.)
- \_\_\_/\_\_\_     **CONTACT** the following non-pager carrying OSC Support personnel:
1. OSC Clerk/Logkeeper
  2. Communications Support (as needed)
  3. Computer Support (as needed)

WBN	ACTIVATION AND OPERATION OF THE OPERATIONS SUPPORT CENTER (OSC)	EPIP-7 Revision 10 Page 20 of 56
-----	---	--

APPENDIX E  
(Page 2 of 3)

***ASSISTANT OSC MANAGER***

*OPERATIONAL RESPONSIBILITIES*

- Assist the OSC Manager in providing direction and control in the OSC.
- Oversee the operations of the OSC Teams and coordinate supporting activities.
- Ensure emergency teams are properly briefed using Appendix F, OSC Team Briefing/Debriefing Form.
- Authorize the dispatching of emergency response teams (includes signing briefing form, Appendix F).
- Ensure emergency teams are properly debriefed, in a timely manner, using Appendix F, OSC Team Briefing/Debriefing Form.
- Ensure the Plant Status Board, Emergency Response Team Tracking Boards, and OSC Staffing Chart are kept current.
- Coordinate with OSC RADCON Supervisor and Operations Advisor as needed regarding OSC Team activities (determine if teams need RADCON or Operations support).
- Authorize issuance of equipment and document issuance as necessary.
- Assist in authorizing emergency exposures and the issuance of KI for emergency response teams.
- Maintain log of communications and activities.
- Provide adequate turnover when a shift change occurs.
- Assist the OSC Manager in coordinating shift changes and 24 hour/day OSC operations as needed.

WBN	ACTIVATION AND OPERATION OF THE OPERATIONS SUPPORT CENTER (OSC)	EPIP-7 Revision 10 Page 21 of 56
-----	---	--

APPENDIX E  
(Page 3 of 3)

***ASSISTANT OSC MANAGER***

**DEACTIVATION RESPONSIBILITIES**

- Ensures all teams are accounted for.
- Ensures all logs and team briefing forms are completed and signed.
- Leave all papers at your station which will be collected and properly stored by WBN Emergency Preparedness.
- Assists in forming re-entry and recovery plans.

**APPENDIX F**  
(Page 1 of 2)

**WATTS BAR NUCLEAR PLANT OSC TEAM BRIEFING/DEBRIEFING FORM**

<b>TEAM:</b>  _____ Assistant OSC Mgr / _____ init/time	<b>Task Description:</b> Describe problem or task, drawings, known facts, precautions, etc. _____ _____ _____ _____ _____ <b>Task Location</b> _____ <input type="checkbox"/> Inform OSC Manager of Team Request From TSC <input type="checkbox"/> Assign to Briefing Team: Lead Briefer: _____ <input type="checkbox"/> Heads-up to Briefer(s): <input type="checkbox"/> Ops <input type="checkbox"/> RADCON <input type="checkbox"/> Safety <input type="checkbox"/> Other <input type="checkbox"/> Enter Team Information on OSC Team Tracking Board																										
<b>Lead Briefer</b> _____ / _____ init/time	<table style="width: 100%; border-collapse: collapse;"> <thead> <tr> <th style="text-align: left;">Task Team</th> <th style="text-align: center;">Members</th> <th style="text-align: center;">SSN</th> <th style="text-align: center;">Discipline (IM, MM, etc.)</th> </tr> </thead> <tbody> <tr> <td>Team Leader</td> <td>_____</td> <td>_____</td> <td>_____</td> </tr> <tr> <td></td> <td>_____</td> <td>_____</td> <td>_____</td> </tr> <tr> <td></td> <td>_____</td> <td>_____</td> <td>_____</td> </tr> <tr> <td>Operations</td> <td>_____</td> <td>_____</td> <td>_____</td> </tr> <tr> <td>RADCON</td> <td>_____</td> <td>_____</td> <td>_____</td> </tr> </tbody> </table> <p><b>Briefing By:</b> Lead Briefer: Init _____ RADCON Init _____</p> <table style="width: 100%; border-collapse: collapse;"> <tr> <td style="width: 50%; vertical-align: top;"> <input type="checkbox"/> Description of Problems  <input type="checkbox"/> Procedures to be Used  <input type="checkbox"/> Tools Needed  <input type="checkbox"/> Equipment Needed  <input type="checkbox"/> Clearance Required (Hold Orders)  <input type="checkbox"/> Ops Support  <input type="checkbox"/> Safety Evaluation of Job  <input type="checkbox"/> Key(s) needed for job         </td> <td style="width: 50%; vertical-align: top;"> <input type="checkbox"/> Radiation Work Permit (RWP)  <input type="checkbox"/> RADCON Support  <input type="checkbox"/> Hazards Between OSC and Work Location  <input type="checkbox"/> Route to/from Work Area  <input type="checkbox"/> Contact Briefer prior to returning from field  <input type="checkbox"/> List (Read) debriefing questions to be asked  <input type="checkbox"/> Copy of Briefing Form given to team with Tele #s         </td> </tr> </table> <p><input type="checkbox"/> Maintain routine contact with team while in the field.</p> <p><b>Method of Communication:</b> _____ TSC Results Hotline (x8611) _____ Messenger          _____ Pager # _____ Phone # _____  <input type="checkbox"/> Radio (Channel: _____) Radio Sensitive Area? <input type="checkbox"/> Yes <input type="checkbox"/> No  <span style="float: right;">(BP-364)</span></p>	Task Team	Members	SSN	Discipline (IM, MM, etc.)	Team Leader	_____	_____	_____		_____	_____	_____		_____	_____	_____	Operations	_____	_____	_____	RADCON	_____	_____	_____	<input type="checkbox"/> Description of Problems <input type="checkbox"/> Procedures to be Used <input type="checkbox"/> Tools Needed <input type="checkbox"/> Equipment Needed <input type="checkbox"/> Clearance Required (Hold Orders) <input type="checkbox"/> Ops Support <input type="checkbox"/> Safety Evaluation of Job <input type="checkbox"/> Key(s) needed for job	<input type="checkbox"/> Radiation Work Permit (RWP) <input type="checkbox"/> RADCON Support <input type="checkbox"/> Hazards Between OSC and Work Location <input type="checkbox"/> Route to/from Work Area <input type="checkbox"/> Contact Briefer prior to returning from field <input type="checkbox"/> List (Read) debriefing questions to be asked <input type="checkbox"/> Copy of Briefing Form given to team with Tele #s
Task Team	Members	SSN	Discipline (IM, MM, etc.)																								
Team Leader	_____	_____	_____																								
	_____	_____	_____																								
	_____	_____	_____																								
Operations	_____	_____	_____																								
RADCON	_____	_____	_____																								
<input type="checkbox"/> Description of Problems <input type="checkbox"/> Procedures to be Used <input type="checkbox"/> Tools Needed <input type="checkbox"/> Equipment Needed <input type="checkbox"/> Clearance Required (Hold Orders) <input type="checkbox"/> Ops Support <input type="checkbox"/> Safety Evaluation of Job <input type="checkbox"/> Key(s) needed for job	<input type="checkbox"/> Radiation Work Permit (RWP) <input type="checkbox"/> RADCON Support <input type="checkbox"/> Hazards Between OSC and Work Location <input type="checkbox"/> Route to/from Work Area <input type="checkbox"/> Contact Briefer prior to returning from field <input type="checkbox"/> List (Read) debriefing questions to be asked <input type="checkbox"/> Copy of Briefing Form given to team with Tele #s																										
<b>RADCON</b> _____ / _____ init/time	<b>RADCON Requirements:</b> RWP Required: <input type="checkbox"/> Yes <input type="checkbox"/> No If yes, RWP # _____ SCBA <input type="checkbox"/> Respirator <input type="checkbox"/> Dressout _____ Other _____ Emerg Exposure Apprl. (EPIP-15 by SED) Yes <input type="checkbox"/> (_____ REM) No <input type="checkbox"/> N/A <input type="checkbox"/> KI Approval (By TSC RADCON Manager or designee) Yes <input type="checkbox"/> No <input type="checkbox"/> N/A <input type="checkbox"/>																										
<b>OSC Mgr</b> _____ / _____ init/time	<b>FINAL APPROVAL to release team</b> <input type="checkbox"/> Team Necessary <input type="checkbox"/> Radiological Conditions have not changed since briefing <input type="checkbox"/> Announce to OSC areas: "Is there any reason that we should not dispatch this team at this time?"																										



WBN	ACTIVATION AND OPERATION OF THE OPERATIONS SUPPORT CENTER (OSC)	EPIP-7 Revision 10 Page 24 of 56
-----	---	--

APPENDIX G  
(Page 1 of 3)

***OSC RADCON SUPERVISOR***

INITIAL OSC ACTIVATION CHECKLIST

Date: \_\_\_\_\_

Inits/Time

\_\_\_/\_\_\_

**ENTER** keycard into the Accountability Badge Reader.

\_\_\_/\_\_\_

**SIGN** in on the OSC Staffing Chart and PUT ON position badge.

\_\_\_/\_\_\_

**SIGN** the OSC Roster. (Appendix U)

\_\_\_/\_\_\_

**ESTABLISH** a log of communications and activities.

\_\_\_/\_\_\_

**ESTABLISH** communications with the TSC RADCON Manager.

\_\_\_/\_\_\_

**ESTABLISH** communications with the RADCON Lab Supervisor.

\_\_\_/\_\_\_

**ENSURE** adequate RADCON staffing available for emergency response (dosimetry support, RWP support, boardwriter, clerical).

\_\_\_/\_\_\_

**CONTROL** eating and drinking in the OSC until habitability has been established.

\_\_\_/\_\_\_

**ENSURE** habitability surveys are current for the OSC areas, TSC, and Control Room and assembly areas as listed in WBN EPIP-8.

\_\_\_/\_\_\_

**ASSIGN** REX computer operator.

\_\_\_/\_\_\_

**ENSURE** that RADCON Techs are called in from home to provide staffing as required by WBN EPIP-14.

\_\_\_/\_\_\_

**LOCATE** all RADCON persons/teams currently and previously tasked and ensure they are tracked on the Emergency Response Teams Board.



WBN	ACTIVATION AND OPERATION OF THE OPERATIONS SUPPORT CENTER (OSC)	EPIP-7 Revision 10 Page 25 of 56
-----	---	--

APPENDIX G  
(Page 2 of 3)

## ***OSC RADCON SUPERVISOR***

### **OPERATIONAL RESPONSIBILITIES**

- Provide and coordinate RADCON resources as necessary.
- Provide direction to the RADCON Lab.
- Ensure RADCON Teams are dispatched through the OSC. (Tracked on Emergency Response Teams Board.)
- Ensure emergency response teams have adequate RADCON/dosimetry coverage.
- Brief the OSC Manager and OSC Staff of radiological conditions as needed.
- Provide immediate radiological information to OSC staff as conditions change.
- Brief the TSC RADCON Manager of the RADCON resources and radiological conditions as needed.
- Ensure "Environmental Problems" segment of Plant Status Board is correct.
- Ensure that all predressed OSC staging area teams are issued proper dosimetry and have been evaluated for radiological access.
- Provide assistance to the OSC Manager as needed.
- Periodically check habitability of TSC, OSC, and Control Room, if radiological conditions warrant.
- Administer KI to emergency response teams according to WBN EPIP-14. (Forward Potassium Iodine Issue Report, to the TSC RADCON Manager.)
- Maintain log of communications and activities.
- Provide adequate turnover when a shift change occurs.
- Log-on to Integrated Computer System (ICS).

WBN	ACTIVATION AND OPERATION OF THE OPERATIONS SUPPORT CENTER (OSC)	EPIP-7 Revision 10 Page 26 of 56
-----	---	--

APPENDIX G  
(Page 3 of 3)

***OSC RADCON SUPERVISOR***

**DEACTIVATION RESPONSIBILITIES**

- Ensures all teams are accounted for and properly debriefed.
- Ensures all logs and team briefing forms are completed and signed.
- Leave all papers at your station which will be collected and properly stored by WBN Emergency Preparedness.
- Assists in forming re-entry and recovery plans.
- Ensures outlining emergency response groups (i.e., line crews, warehouse) have dosimetry and are being protected throughout the emergency.

WBN	ACTIVATION AND OPERATION OF THE OPERATIONS SUPPORT CENTER (OSC)	EPIP-7 Revision 10 Page 27 of 56
-----	---	--

**APPENDIX H  
(Page 1 of 4)**

***OSC RADCON BRIEFER***

INITIAL OSC ACTIVATION CHECKLIST

Date: \_\_\_\_\_

Inits/Time

\_\_\_/\_\_\_

**ENTER** keycard into the Accountability Badge Reader.

\_\_\_/\_\_\_

**SIGN** in OSC on the Staffing Chart.

\_\_\_/\_\_\_

**SIGN** the OSC Roster. (Appendix U)

\_\_\_/\_\_\_

**ESTABLISH** a log of communications and activities.

\_\_\_/\_\_\_

**NOTIFY** the OSC RADCON Supervisor of arrival.

\_\_\_/\_\_\_

**ACCESS** RADCON Party Line (4103) as necessary.

\_\_\_/\_\_\_

**ENSURE** that personnel reporting to the OSC teams staging area are briefed as time allows using page 3 of 4 of Appendix H as an orientation for responders.

WBN	ACTIVATION AND OPERATION OF THE OPERATIONS SUPPORT CENTER (OSC)	EPIP-7 Revision 10 Page 28 of 56
-----	---	--

APPENDIX H  
(Page 2 of 4)

***OSC RADCON BRIEFER***

OPERATIONAL RESPONSIBILITIES

- Provide radiological technical assistance to the Briefing Teams.
- Provide radiological conditions analysis of the job assigned to the emergency response teams.
- Assist with portions of the OSC Team Briefings.
- Complete applicable portions of Appendix F, the OSC Team Tracking/Briefing/Debriefing Form.
- Ensure radiological data is collected and reported back to the OSC in an expeditious manner for planning and prioritizing further emergency response activities.
- Ensure TLDs are collected and processed from returning team members.
- Assist in the administration of KI according to WBN-EPIP 14.
- Maintain log of communications and activities.
- Provide adequate turnover when a shift change occurs.
- Ensures that the radiological information on the OSC status board is accurate.
- Ensures that personnel reporting to the OSC Teams Staging Area are briefed as time allows using page 3 of 4 of Appendix H as an orientation for responders.

WBN	ACTIVATION AND OPERATION OF THE OPERATIONS SUPPORT CENTER (OSC)	EPIP-7 Revision 10 Page 29 of 56
-----	---	--

**APPENDIX H  
(Page 3 of 4)**

***OSC RADCON BRIEFER***

**EMERGENCY RESPONSE TEAMS STAGING AREA ORIENTATION**

(RADCON will brief responders as conditions allow on the contents of this list.)

- Stay continuously aware of REP status and in plant conditions.
- Plan contingencies when assigned a team (anticipate needs and hazards) prior to entering accident area.
- Communicate with briefers on a regular basis. Be aware of radio dead spots in the Plant (e.g., El. 676, RHR pump rooms). Perform functional check of radio and equipment prior to entering Auxiliary Building or accident area. Use repeats for effective transfer of information. BP-364 lists radio sensitive areas of the plant.
- Perform applicable pathway surveys to and from work location.
- Relay data promptly and frequently to the OSC! This information is critical in assessing plant conditions and protection of personnel. Consideration should be given to designating a runner to telephone data if necessary.
- If on pathway the team encounters a field of >1000 mrem/HR advise the OSC.
- If when arriving to destination team encounters a field of >1000 mrem/HR, return to lower dose area and advise OSC.
- Stay together as a team for accountability.
- In-plant conditions are dynamic, OSC will continually advise the team of any changes while in the field.
- If for some reason the scope of the job changes while in the field, notify the OSC.
- Note any unusual plant conditions (frisker increases, liquid leaks, poor visibility, etc.), advise OSC.
- Use appropriate techniques to reduce exposure and maximize safety.
- When in the field, use available supplies in RADCON cabinets if needed.
- Contact RADCON briefer upon completion of task.
- Primary accident condition RWPS are available; please familiarize yourself with them, RADCON will brief the team on the RWP.
- If possible, keep a written log of team activities while in the field.
- Contact RADCON or OSC for return route in the event of change of event conditions, etc.

WBN	ACTIVATION AND OPERATION OF THE OPERATIONS SUPPORT CENTER (OSC)	EPIP-7 Revision 10 Page 30 of 56
-----	---	--

APPENDIX H  
(Page 4 of 4)

***OSC RADCON BRIEFER***

**DEACTIVATION RESPONSIBILITIES**

- Ensures all teams are accounted for and properly debriefed.
- Ensures all logs and team briefing forms are completed and signed.
- Leave all papers at your station which will be collected and properly stored by WBN Emergency Preparedness.
- Assists in forming re-entry and recovery plans.

WBN	ACTIVATION AND OPERATION OF THE OPERATIONS SUPPORT CENTER (OSC)	EPIP-7 Revision 10 Page 31 of 56
-----	---	--

**Appendix I  
(Page 1 of 2)**

***OSC OPERATIONS ADVISOR***

*INITIAL OSC ACTIVATION CHECKLIST*

Date: \_\_\_\_\_

Inits/Time

\_\_\_/\_\_\_

**ENTER** into the Accountability Badge Reader.

\_\_\_/\_\_\_

**SIGN** in on the OSC Staffing Chart.

\_\_\_/\_\_\_

**SIGN** the OSC Roster. (Appendix U)

\_\_\_/\_\_\_

**ESTABLISH** a log of activities and communications.

\_\_\_/\_\_\_

**ESTABLISH** communications with the TSC Operations Manager for updates and to obtain Operations support.

\_\_\_/\_\_\_

**CALL-IN** AUOs\Operations personnel from offshift to support OSC activities (Minimum of 3 AUOs is usually needed in the OSC).

\_\_\_/\_\_\_

**ESTABLISH** communications with the Control Room Communicator via the Control Room party-line.

\_\_\_/\_\_\_

**LOG ON** to Integrated Computer System (ICS) terminal.

\_\_\_/\_\_\_

**ANNOUNCE** on the portable radio: "AUO's report to the OSC." (repeat)

WBN	ACTIVATION AND OPERATION OF THE OPERATIONS SUPPORT CENTER (OSC)	EPIP-7 Revision 10 Page 32 of 56
-----	---	--

**Appendix I  
(Page 2 of 2)**

***OSC OPERATIONS ADVISOR CHECKLIST***

*OPERATIONAL RESPONSIBILITIES*

- Direct AUO's to maintain a log, and listen to the Operations Party Line to remain current on Plant Status.
- Provide plant operations advice to support the OSC Manager.
- Provide Operational advice to support the entire OSC, including Briefing Teams as needed. (Additional AUOs can be used to assist in briefing teams.)
- Provide personnel for any operations actions that may be required while in the field.
- Keep the TSC Operations Manager, and Operations Communicator appraised of the OSC Team activities while in the field.
- Operate ICS terminal in the OSC as needed.
- Ensure the OSC Plant Status Board is correct.
- Maintain log of communications and activities.
- Provide adequate turnover when a shift change occurs.

*DEACTIVATION RESPONSIBILITIES*

- Ensures all teams are accounted for and properly debriefed.
- Ensures all logs and team briefing forms are completed and signed.
- Leave all papers at your station which will be collected and properly stored by WBN Emergency Preparedness.
- Assists in forming re-entry and recovery plans.



WBN	ACTIVATION AND OPERATION OF THE OPERATIONS SUPPORT CENTER (OSC)	EPIP-7 Revision 10 Page 33 of 56
-----	---	--

**APPENDIX J  
(Page 1 of 2)**

***OSC FIRE PROTECTION ADVISOR***

**INITIAL OSC ACTIVATION CHECKLIST**

Date: \_\_\_\_\_

Inits/Time

\_\_\_/\_\_\_

**ENTER** keycard into the Accountability Badge Reader.

\_\_\_/\_\_\_

**SIGN** in on the OSC Staffing Chart.

\_\_\_/\_\_\_

**SIGN** OSC Roster. (Appendix U)

\_\_\_/\_\_\_

**ESTABLISH** a log of activities and communications.

\_\_\_/\_\_\_

**ESTABLISH** communications with the Fire Operations Unit or the Fire Station to provide plant status updates.

WBN	ACTIVATION AND OPERATION OF THE OPERATIONS SUPPORT CENTER (OSC)	EPIP-7 Revision 10 Page 34 of 56
-----	---	--

APPENDIX J  
(Page 2 of 2)

***OSC FIRE PROTECTION ADVISOR***

OPERATIONAL RESPONSIBILITIES

- Monitor plant status and fire response.
- Support WBN-EPIP-10, Medical Emergency Response, as needed.
- Initiate and provide first response for hazardous material containment.
- Initiate personnel search and rescue in hazardous areas.
- Maintain log of communications and activities.
- Provide adequate turnover when a shift change occurs.

DEACTIVATION RESPONSIBILITIES

- Ensures all teams are accounted for and properly debriefed.
- Ensures all logs and team briefing forms are completed and signed.
- Leave all papers at your station which will be collected and properly stored by WBN Emergency Preparedness.
- Assists in forming re-entry and recovery plans.

WBN	ACTIVATION AND OPERATION OF THE OPERATIONS SUPPORT CENTER (OSC)	EPIP-7 Revision 10 Page 35 of 56
-----	---	--

**APPENDIX K  
(Page 1 of 2)**

***OSC CHEMISTRY ADVISOR***

**INITIAL OSC ACTIVATION CHECKLIST**

Date: \_\_\_\_\_

Inits/Time

\_\_\_/\_\_\_

**ENTER** keycard into the Accountability Badge Reader.

\_\_\_/\_\_\_

**SIGN** in on the OSC Staffing Chart.

\_\_\_/\_\_\_

**SIGN** OSC Roster. (Appendix U)

\_\_\_/\_\_\_

**ESTABLISH** a log of activities and communications.

\_\_\_/\_\_\_

**ESTABLISH** communications with the TSC Chemistry Manager.

\_\_\_/\_\_\_

**ESTABLISH** communications with Chemistry Lab staff.

\_\_\_/\_\_\_

**CALL** the assigned Chemistry Engineer to support OSC operations.

WBN	ACTIVATION AND OPERATION OF THE OPERATIONS SUPPORT CENTER (OSC)	EPIP-7 Revision 10 Page 36 of 56
-----	---	--

**APPENDIX K**  
**(Page 2 of 2)**

***OSC CHEMISTRY ADVISOR***

**OPERATIONAL RESPONSIBILITIES**

- Provide and coordinate Chemistry personnel needed to support the OSC.
- Provide Chemistry technical content in emergency team briefings as necessary.
- Dispatch the Post-Accident Sampling (PAS) team as directed by the TSC.
- Maintain a communications link with the TSC Chemistry Manager.
- Maintain log of communications and activities.
- Provide adequate turnover when a shift change occurs.
- Provide/assist in obtaining Release/Pathway information as needed.
- Provide Chemistry data (primary and secondary) of initiating conditions and provide ongoing Chemistry information.

**DEACTIVATION RESPONSIBILITIES**

- Ensures all teams are accounted for and properly debriefed.
- Ensures all logs and team briefing forms are completed and signed.
- Leave all papers at your station which will be collected and properly stored by WBN Emergency Preparedness.
- Assists in forming re-entry and recovery plans.

WBN	ACTIVATION AND OPERATION OF THE OPERATIONS SUPPORT CENTER (OSC)	EPIP-7 Revision 10 Page 37 of 56
-----	---	--

**APPENDIX L  
(Page 1 of 3)**

***OSC CLERK***

*INITIAL OSC ACTIVATION CHECKLIST*

Date: \_\_\_\_\_

Inits/Time

- \_\_\_/\_\_\_    **ENTER** keycard into the Accountability Badge Reader.
- \_\_\_/\_\_\_    **SIGN** in on the OSC Staffing Chart.
- \_\_\_/\_\_\_    **SIGN** the OSC Roster. (Appendix U)
- \_\_\_/\_\_\_    **ESTABLISH** a log of activities and communications.
- \_\_\_/\_\_\_    **NOTIFY** other staff to report to the OSC as determined by the OSC Manager.

WBN	ACTIVATION AND OPERATION OF THE OPERATIONS SUPPORT CENTER (OSC)	EPIP-7 Revision 10 Page 38 of 56
-----	---	--

**APPENDIX L  
(Page 2 of 3)**

***OSC CLERK***

**OPERATIONAL RESPONSIBILITIES**

- Ensure the OSC Status Boards are continuously updated to reflect current plant conditions.
- Ensure OSC responders have signed the OSC roster.
- Ensure a log is maintained of all important OSC activities.
- In the event of a Site Wide Evacuation, notify the OSC RADCON Supervisor that this is a non-radiation worker position.
- Collect and maintain all original copies of OSC generated records.
- Provide records to the WBN Emergency Preparedness (EP) Manager when the OSC is deactivated.
- Maintain log of communications and activities.
- Provide OSC team status reports to the control room on a periodic basis.
- Provide adequate turnover when a shift change occurs, and utilizes Appendix V to activate additional OSC responders.
- Assist OSC responders in obtaining their TLDs.

**DEACTIVATION RESPONSIBILITIES**

- Ensures all teams are accounted for and properly debriefed.
- Ensures all logs and team briefing forms are completed and signed.
- Leave all papers at your station which will be collected and properly stored by WBN Emergency Preparedness.
- Assists in forming re-entry and recovery plans.



WBN	ACTIVATION AND OPERATION OF THE OPERATIONS SUPPORT CENTER (OSC)	EPIP-7 Revision 10 Page 40 of 56
-----	---	--

APPENDIX M  
(Page 1 of 2)

***OSC BRIEFING TEAM***

INITIAL OSC ACTIVATION CHECKLIST

Date: \_\_\_\_\_

Inits/Time

\_\_\_/\_\_\_

**ENTER** keycard into the Accountability Badge Reader.

\_\_\_/\_\_\_

**SIGN** in on the OSC Staffing Chart.

\_\_\_/\_\_\_

**SIGN** the OSC Roster. (Appendix U)

\_\_\_/\_\_\_

**ESTABLISH** a log of communications and activities.

\_\_\_/\_\_\_

**REPORT** any conditions in the plant which may be related to the emergency condition.



WBN	ACTIVATION AND OPERATION OF THE OPERATIONS SUPPORT CENTER (OSC)	EPIP-7 Revision 10 Page 41 of 56
-----	---	--

**APPENDIX M  
(Page 2 of 2)**

***OSC BRIEFING TEAM***

**OPERATIONAL RESPONSIBILITIES**

- Provide Mechanical, Electrical, and Instrument technical expertise.
- Notify Mechanical, Electrical, Instrument Foremen to report with crews to the OSC Staging Area.
- Evaluate job conditions (including RADCON, Fire Operations, and Operational aspects of the task) and analyze the necessary precautions and methods best suited to safe performance of the task.
- Brief the OSC Teams based on the analysis of the job.
- Track, communicate and monitor safety of the OSC Teams while in the field.
- Debrief the OSC Teams after completion of the task.
- Complete applicable portions of Appendix F, OSC Team Briefing/Debriefing Form.
- Operates Curator computer as needed to provide OSC team briefing information.
- Maintain log of communications and activities.
- Provide adequate turnover when a shift change occurs.

**DEACTIVATION RESPONSIBILITIES**

- Ensures all teams are accounted for and properly debriefed.
- Ensures all logs and team briefing forms are completed and signed.
- Leave all papers at your station which will be collected and properly stored by WBN Emergency Preparedness.

WBN	ACTIVATION AND OPERATION OF THE OPERATIONS SUPPORT CENTER (OSC)	EPIP-7 Revision 10 Page 42 of 56
-----	---	--

APPENDIX N  
(Page 1 of 2)

***OSC INDUSTRIAL SAFETY ADVISOR***

INITIAL OSC ACTIVATION CHECKLIST

Date: \_\_\_\_\_

Inits/Time

\_\_\_/\_\_\_

**ENTER** keycard into the accountability card reader.

\_\_\_/\_\_\_

**SIGN** the OSC Staffing Chart.

\_\_\_/\_\_\_

**SIGN** the OSC Roster. (Appendix U)

\_\_\_/\_\_\_

**ESTABLISH** a log of communications and activities.

WBN	ACTIVATION AND OPERATION OF THE OPERATIONS SUPPORT CENTER (OSC)	EPIP-7 Revision 10 Page 43 of 56
-----	---	--

**APPENDIX N  
(page 2 of 2)**

***OSC INDUSTRIAL SAFETY ADVISOR***

**OPERATIONAL RESPONSIBILITIES**

- Ensure the OSC Manager/OSC Staff are aware of safety hazards that could affect emergency response activities.
- Assist Briefing Teams in preparing applicable portions of Appendix F, OSC Team Tracking/Debriefing Form.
- Assist Briefing Teams in briefing process. Ensure teams have adequate safety apparel and equipment to complete emergency team assignments.
- Assist in obtaining/procuring adequate safety equipment.
- Assist in the team debriefing process as needed.
- Ensure safety hazard information obtained from returning teams flows back into the OSC in a timely expeditious manner. Incorporate significant information into the prioritizing and emergency team briefing process.
- Maintain log of communications and activities.
- Provide adequate turnover when a shift change occurs.

**DEACTIVATION RESPONSIBILITIES**

- Ensures all teams are accounted for and properly debriefed.
- Ensures all logs and team briefing forms are completed and signed.
- Leave all papers at your station which will be collected and properly stored by WBN Emergency Preparedness.

WBN	ACTIVATION AND OPERATION OF THE OPERATIONS SUPPORT CENTER (OSC)	EPIP-7 Revision 10 Page 44 of 56
-----	---	--

**APPENDIX O**  
**(Page 1 of 1)**

***OSC NUCLEAR SECURITY ADVISOR***  
**INITIAL OSC ACTIVATION CHECKLIST**

Date: \_\_\_\_\_

Inits/Time

\_\_\_/\_\_\_    **ENTER** keycard into the Accountability Badge Reader.

\_\_\_/\_\_\_    **SIGN** in on the OSC Staffing Chart.

\_\_\_/\_\_\_    **SIGN** the OSC Roster. (Appendix U)

\_\_\_/\_\_\_    **ESTABLISH** a log of communications and activities.

**OPERATIONAL RESPONSIBILITIES**

- Ensure the OSC Manager/OSC Staff are aware of security hazards that could affect emergency response activities.
- Provide assistance to briefing teams as needed.
- Ensure security provides expeditious emergency entries and exits for teams dispatched from the OSC.
- Ensure adequate staffing is available to support WBN EPIP-8, "Personnel Accountability and Evacuation," when implementing assembly and accountability or evacuations.
- Provide Security support for search and rescue operations and other necessary emergency response actions.
- Maintain log of communications and activities.
- Provide adequate turnover when a shift change occurs.

**DEACTIVATION RESPONSIBILITIES**

- Ensures all teams are accounted for and properly debriefed.
- Ensures all logs and team briefing forms are completed and signed.
- Leave all papers at your station which will be collected and properly stored by WBN Emergency Preparedness.

WBN	ACTIVATION AND OPERATION OF THE OPERATIONS SUPPORT CENTER (OSC)	EPIP-7 Revision 10 Page 45 of 56
-----	---	--

**APPENDIX P  
(Page 1 of 3)**

***OSC TEAMS COORDINATOR***

*INITIAL OSC ACTIVATION CHECKLIST*

Date: \_\_\_\_\_

Inits/Time

\_\_\_/\_\_\_

**ENTER** keycard into the Accountability Badge Reader.

\_\_\_/\_\_\_

**SIGN** in on the OSC Staffing Chart.

\_\_\_/\_\_\_

**SIGN** the OSC Roster. (Appendix U)

\_\_\_/\_\_\_

**ESTABLISH** a log of communications and activities.

\_\_\_/\_\_\_

**USE** Page 3 of 3 of this Appendix to organize an OSC Teams Staging Area.

\_\_\_/\_\_\_

**ENSURE** OSC tool kits have been moved from the Toolroom in the Maintenance Shop to the OSC Teams Staging Area.

\_\_\_/\_\_\_

**ENSURE** the following minimum number of personnel come to the prestaging area (these numbers are approximate depending on plant conditions):

4 Electrical Maintenance

6 Mechanical Maintenance

2 I&C Maintenance

3 AUOs from Main Control Room Kitchen (or from home)

**NOTE:** This is not a comprehensive list. The emergency may or may not require all of these positions to be prestaged. This is only a suggested list.

WBN	ACTIVATION AND OPERATION OF THE OPERATIONS SUPPORT CENTER (OSC)	EPIP-7 Revision 10 Page 46 of 56
-----	---	--

**APPENDIX P  
(Page 2 of 3)**

***OSC TEAMS COORDINATOR***

**OPERATIONAL RESPONSIBILITIES**

- Maintain contact with Assistant OSC Manager.
- Manage the Emergency Response Team staging area by:
  1. Directing responders (potential OSC teams) to check-in with the REX Operator.
  2. Requiring all potential OSC team members to dress out.
  3. Prepare emergency responders to be dispatched.
- Ensure that OSC briefers know who is available in the OSC Teams Staging Area by periodically distributing lists of personnel awaiting assignments.
- Ensure that every team is debriefed upon returning.

**DEACTIVATION RESPONSIBILITIES**

- Ensures all teams are accounted for and properly debriefed.
- Ensures all logs and team briefing forms are completed and signed.
- Leave all papers at your station which will be collected and properly stored by WBN Emergency Preparedness.



WBN	ACTIVATION AND OPERATION OF THE OPERATIONS SUPPORT CENTER (OSC)	EPIP-7 Revision 10 Page 48 of 56
-----	---	--

**APPENDIX Q  
(Page 1 of 1)**

***OSC NUCLEAR STORES COORDINATOR***

INITIAL OSC ACTIVATION CHECKLIST

=  
Date: \_\_\_\_\_

Inits/Time  
\_\_\_\_/\_\_\_\_

**ENTER** keycard into the Accountability Badge Reader.

\_\_\_\_/\_\_\_\_

**SIGN** in on the OSC Staffing Chart.

\_\_\_\_/\_\_\_\_

**SIGN** OSC Roster. (Appendix U)

\_\_\_\_/\_\_\_\_

**ESTABLISH** a log of communications and activities.

OPERATIONAL RESPONSIBILITIES

- Provides coordination between Power Stores and the OSC.
- Provides materials as expeditiously as possible for emergency response activities.
- Operates mainframe computer to determine materials availability.

DEACTIVATION RESPONSIBILITIES

- Ensures all records (anything written down during the OSC activation) are completed and signed.
- Leave all papers at your station which will be collected and properly stored by WBN Emergency Preparedness.



WBN	ACTIVATION AND OPERATION OF THE OPERATIONS SUPPORT CENTER (OSC)	EPIP-7 Revision 10 Page 49 of 56
-----	---	--

**APPENDIX R  
(Page 1 of 2)**

***WORK CONTROL BOARDWRITER***

*INITIAL OSC ACTIVATION CHECKLIST*

Date: \_\_\_\_\_

Inits/Time

\_\_\_/\_\_\_

**ENTER** keycard into the Accountability Badge Reader.

\_\_\_/\_\_\_

**SIGN** in on the OSC Staffing Chart.

\_\_\_/\_\_\_

**SIGN** the OSC Roster. (Appendix U)

\_\_\_/\_\_\_

**ESTABLISH** a log of communications and activities.

\_\_\_/\_\_\_

**PROVIDE** a status of current work control plant activities to the OSC for immediate analysis to:

- Determine if any ongoing work is related to the emergency.
- Determine if current jobs should be continued, expedited or stopped.

WBN	ACTIVATION AND OPERATION OF THE OPERATIONS SUPPORT CENTER (OSC)	EPIP-7 Revision 10 Page 50 of 56
-----	---	--

**APPENDIX R  
(Page 2 of 2)**

***WORK CONTROL BOARDWRITER***

*OPERATIONAL RESPONSIBILITIES*

- Maintain contact on control room party line on x4102.
- Maintain OSC status boards.

*DEACTIVATION RESPONSIBILITIES*

- Ensures all records (anything written down during the OSC activation) are complete and signed.
- Leave all papers at work station which will be collected and properly stored by WBN Emergency Preparedness.

WBN	ACTIVATION AND OPERATION OF THE OPERATIONS SUPPORT CENTER (OSC)	EPIP-7 Revision 10 Page 51 of 56
-----	---	--

**APPENDIX S  
(Page 1 of 2)**

***RADCON BOARDWRITER***

**INITIAL OSC ACTIVATION CHECKLIST**

Date: \_\_\_\_\_

Inits/Time

\_\_\_\_/\_\_\_\_

**ENTER** keycard into the Accountability Badge Reader.

\_\_\_\_/\_\_\_\_

**SIGN** in on the OSC Staffing Chart.

\_\_\_\_/\_\_\_\_

**SIGN** the OSC Roster. (Appendix U)

\_\_\_\_/\_\_\_\_

**ESTABLISH** a log of communications and activities.

\_\_\_\_/\_\_\_\_

**ESTABLISH** contact on the RADCON Party-line by dialing 4103.

WBN	ACTIVATION AND OPERATION OF THE OPERATIONS SUPPORT CENTER (OSC)	EPIP-7 Revision 10 Page 52 of 56
-----	---	--

**APPENDIX S  
(Page 2 of 2)**

***RADCON BOARDWRITER***

**OPERATIONAL RESPONSIBILITIES**

- Maintains the radiological status boards by providing a radiological sequence of events.
- Maintains copies of radiological status board as conditions change.
- Notifies the OSC RADCON Supervisor of changes in radiological conditions.
- Maintains contact on RADCON Party Line (4103).
- Maintains radiological status elevation maps to provide a clear status of radiological conditions at all times.
- Maintains a clear status of eating and drinking in the OSC areas on the Radiological Status Board.

**DEACTIVATION RESPONSIBILITIES**

- Ensures all records (anything written down during the OSC activation) are complete and signed.
- Leaves all papers at work station which will be collected and properly stored by WBN Emergency Preparedness.

WBN	ACTIVATION AND OPERATION OF THE OPERATIONS SUPPORT CENTER (OSC)	EPIP-7 Revision 10 Page 53 of 56
-----	---	--

**APPENDIX T  
(Page 1 of 1)**

***DCRM COORDINATOR***

*INITIAL OSC ACTIVATION CHECKLIST*

Date: \_\_\_\_\_

Inits/Time

\_\_\_/\_\_\_

**ENTER** keycard into the Accountability Badge Reader.

\_\_\_/\_\_\_

**SIGN** in on the OSC Staffing Chart.

\_\_\_/\_\_\_

**SIGN** the OSC Roster. (Appendix U)

\_\_\_/\_\_\_

**ENSURES** that current WBN EPIP-7 copies are available for all OSC responders.

\_\_\_/\_\_\_

**ESTABLISH** a log of communications and activities.

\_\_\_/\_\_\_

**ENSURE** OSC Manager has a controlled copy of the WBN-EIPs on his desk.

*OPERATIONAL RESPONSIBILITIES*

- Provides DCRM expertise as needed.
- Provides drawings, documents, vendors manuals as requested by OSC.
- In the event of a Site Wide Evacuation, notify the OSC RADCON Supervisor that this is a non-radiation worker position.
- Assists in OSC logistics as requested.

*DEACTIVATION RESPONSIBILITIES*

- Ensures all records (anything written down during the OSC activation) are complete and signed.
- Leaves all papers at work station which will be collected and properly stored by WBN Emergency Preparedness.

**APPENDIX U**  
**(Page 1 of 1)**

*OSC ROSTER*

<b>NAME (Print)</b>	<b>Social Security Number</b>	<b>Signature</b>	<b>Replacement within 12 hours Yes/No</b>	<b>Replacement notified Yes/No</b>

---

Date of OSC Activation

---

WBN EP Records Coordinator



WBN	ACTIVATION AND OPERATION OF THE OPERATIONS SUPPORT CENTER (OSC)	EPIP-7 Revision 10 Page 56 of 56
-----	---	--

### SOURCE NOTES

Page 1 of 1

- |    |   |  |
|----|---|--|
| 1  | MC-840827005001, MSC-02371.                   | Revise OSC procedure duties and responsibilities. See entire procedure with all appendices.  |
| 2. | ANSI N18.7-1976<br>Subsection 5.3.9.3: 01 POI | Implementing procedures will include the following elements.   |
| 3. | MSC-02853, NCO-920042521                      | Each site will have an OSC. Communications will be available to the TSC. The OSC will establish and maintain appropriate communications with any team that may enter the plant for assessment or repair. |
| 4. | WBPER 98016506                                | Alternate OSC locations.   |



# FILING INSTRUCTIONS

DOCUMENT NUMBER EPIP-8

REMOVE REVISION 11 INSERT REVISION 12

Comments \_\_\_\_\_  
\_\_\_\_\_  
\_\_\_\_\_

**TENNESSEE VALLEY AUTHORITY**

**WATTS BAR NUCLEAR PLANT**

**EMERGENCY PLAN IMPLEMENTING  
PROCEDURES**

**EPIP-8**

**PERSONNEL ACCOUNTABILITY AND EVACUATION**

Revision 12

Unit 0

**QUALITY RELATED**

PREPARED BY: Ben McNew  
(Type Name)

SPONSORING ORGANIZATION: Emergency Planning

APPROVED BY: Frank L. Pavlechko

EFFECTIVE DATE: 02/07/2000

LEVEL OF USE: REFERENCE

<b>WBN</b>	<b>PERSONNEL ACCOUNTABILITY AND EVACUATION</b>	<b>EPIP-8 Revision 12 Page 2 of 30</b>
------------	--	--

**REVISION DESCRIPTION:**

Revision Number	Implementation Date	Description of Revision
0	04/24/90	New WBN-EPIP. Supersedes IP-8.
1	12/04/90	General Revision. Revised to conform to new "protected area" configuration. Alarm descriptions revised. New assembly areas designated. Added Attachments for protected area diagram and "construction site controlled area designated assembly areas."
2	02/10/93	General Format Revised. Map revised to show "protected area" and "site perimeter" configuration. Instructions revised and placed in responsibility appendices to improve clarity and use. Assembly areas for Nuclear Construction and other site buildings revised. Maps were included to provide additional information. Instructions for Assembly Areas added. Automated Accountability System Failure Guidelines added.
3	08/16/93	Editorial (non-intent) and format changes. Offsite staging areas were changed to better support site emergency operations. Phone numbers revised. Automated Accountability System Failure changed from collect PA badges to accountability cards to support Security request to avoid Protected Area compromise by unauthorized personnel. Source notes added to the procedure.
4	4/11/94	Revised incorrect DAC value and added one step to Appendix C. Revised maps in Appendices A, C, and H for clarity. Added words in Appendix C for Security to activate the assembly card readers.
5	10/14/94	Revised map in Appendix C. Revised phone numbers where needed. Automated Security System Failure Guidelines revised to meet new system design.
6	2/23/95	Editorial (non-intent) and format changes. Phone numbers revised. Protected area added before badge card to denote correct badge to use. Card reader location information enhanced for user identification.
7	4/21/95	Decontamination steps in Appendix H enhanced to provide clear instructions. Phone numbers revised. Editorial (non-intent) changes made.

<b>WBN</b>	<b>PERSONNEL ACCOUNTABILITY AND EVACUATION</b>	<b>EPIP-8 Revision 12 Page 3 of 30</b>
------------	--	--

**REVISION DESCRIPTION:**

Revision Number	Implementation Date	Pages Affected	Description of Revision
CN-7	9/28/95	12, 17, 20	(Non-intent), phone numbers revised (i.e., new area code).
8	2-29-96	3, 11, 17, 18, 20, 27, 28, 29	Non-intent changes made to offsite assembly areas due to removal or nonutilization of the structures. Construction references revised to MODS. Phone number revisions made.
9	8/16/96	3, 4, 6, 10-13, 15-18, 20, 22, 23, 25, 27, 29	Non-intent changes made to identify new shift titles, offsite assembly areas, new building titles, and other format changes, to enhance usability.
CN-1	2/15/97	8, 12	Non-intent revision. Added step concerning decontamination support from SQN to the SMs check list so that it corresponded to the Radcon check list. Added owner controlled area ID to the map in Appendix A.
CN-2	3/27/97	3, 10, 12, 13	TEMA additional back-up number added, counties changed phone numbers.
CN-3	2/2/98	3, 17, 18, 20, 25, 27, 28, 29	Removed references to MODs Inprocessing Center
10	6/30/98	All	Non-intent Changes. Incorporated Change Notices 1, 2, and 3. Phone # revision. Typographical Error corrected.
11	12/08/99	All	Non-intent change. Warehouse phone number revised on page 17.
12	02/07/00	All	Non-intent change. Revised phone number.

<b>WBN</b>	<b>PERSONNEL ACCOUNTABILITY AND EVACUATION</b>	<b>EPIP-8 Revision 12. Page 4 of 30</b>
------------	--	---

## **1.0 PURPOSE<sup>1,2,4</sup>**

This Procedure provides instructions for accounting for all onsite personnel and visitors prior to an orderly evacuation of a building(s) and/or the site during a radiological or toxic hazard emergency. This Procedure describes the method for notifying all site personnel and gives guidance for reentry initiation. This Procedure also describes the method for notifying other TVA facilities near the nuclear plant if evacuation from WBN is anticipated.

## **2.0 RESPONSIBILITY<sup>2,3,4</sup>**

- A. The SED is responsible for ordering Site Accountability or a limited/total evacuation of Site personnel.
- B. The duties/responsibilities of Nuclear Security and the other site disciplines involved in Accountability and Evacuations are identified in the Appendices of this Procedure.
- C. It is the responsibility of each onsite organization to ensure their personnel are informed of their responsibilities in regard to assembly/accountability.
- D. It is the responsibility of every person onsite to know the location and proper use of accountability card readers and/or the location of assembly areas.

WBN	<b>PERSONNEL ACCOUNTABILITY AND EVACUATION</b>	<b>EPIP-8 Revision 12 Page 5 of 30</b>
-----	--	--

### 3.0 INSTRUCTIONS<sup>2,4</sup>

#### 3.1 Definitions and General Instructions

- A. "Protected Area" - area within the security fence through which access is controlled.
- B. "Site Perimeter Area" - area between the protected area and the outermost fence/buildings surrounding the plant.
- C. "Owner-Controlled Area" - area which lies between the Site Perimeter Area and the TVA Site Boundary. (all these areas are identified in Appendix A)
- D. Assembly and Accountability Alarm - Three (3) minute undulating siren.
- E. All Clear Signal - a three (3) minute intermittent horn.
- F. Particular Area Evacuation Announcement - an announcement over the Public Address (PA) system addressing evacuation of an identified area.
- G. Non-essential personnel - site personnel who do not have a specific role in the emergency response organization. Personnel who have not received Emergency Preparedness training identified in TRN-30, Radiological Emergency Preparedness Training, excluding General Employee Training (GET).
- H. Assembly/Accountability activities - considered for emergencies classified as an ALERT and **shall** be conducted for emergencies classified as SITE AREA EMERGENCY or GENERAL EMERGENCY.
- I. Accountability will be monitored and controlled from the "Central Alarm Station" (CAS).

<b>WBN</b>	<b>PERSONNEL ACCOUNTABILITY AND EVACUATION</b>	<b>EPIP-8 Revision 12 Page 6 of 30</b>
------------	--	--

### 3.0 INSTRUCTIONS

#### 3.2 Accountability/Evacuation, Checklists and Guidelines<sup>3</sup>

Guidelines for key responders and support personnel are covered in the following appendices:

<b>Appendix A</b>	Protected Site Perimeter/Owner Controlled Area Map
<b>Appendix B</b>	SM/SED Particular Area (Limited ) Evacuation Checklist
<b>Appendix C</b>	SM/SED Assembly/Accountability/Evacuation Checklist(s)
<b>Appendix D</b>	NS Assembly/Accountability/Evacuation Checklist
<b>Appendix E</b>	Assembly Areas (Outside the Protected Area) Information Sheet
<b>Appendix F</b>	Nearsite Organization Information Sheet
<b>Appendix G</b>	Automated Accountability System Failure Guidelines
<b>Appendix H</b>	RADCON Assembly/Accountability/Evacuation Guidelines
<b>Appendix I</b>	Onsite Emergency Responder Duties
<b>Appendix J</b>	Site Personnel (Non Responder) Duties

### 4.0 RECORDS

#### 4.1 QA Records

None

#### 4.2 Non-QA Records

Checklist, Logs, and Security Computer Roll Call List of accountability operations, will be sent to the WBN Emergency Planning Manager for retention.

<b>WBN</b>	<b>PERSONNEL ACCOUNTABILITY AND EVACUATION</b>	<b>EPIP-8 Revision 12 Page 7 of 30</b>
------------	--	--

## **5.0 REFERENCES**

### **5.1 Interfacing Documents**

TVA NP Radiological Emergency Plan (REP)

WBN EPIP-3 Alert

WBN EPIP-4 Site Area Emergency

WBN EPIP-5 General Emergency

WBN EPIP-6 Activation and Operation of the Technical Support Center (TSC)

WBN EPIP-7 Activation and Operation of the Operations Support Center (OSC)

WBN EPIP-11 Security and Access Control

WBN EPIP-13 Termination of the Emergency and Recovery

### **5.2 Other Documents**

NUREG-0654 Criteria for Preparation and Evaluation of Radiological Emergency Response and Preparedness in Support of Nuclear Power Plants

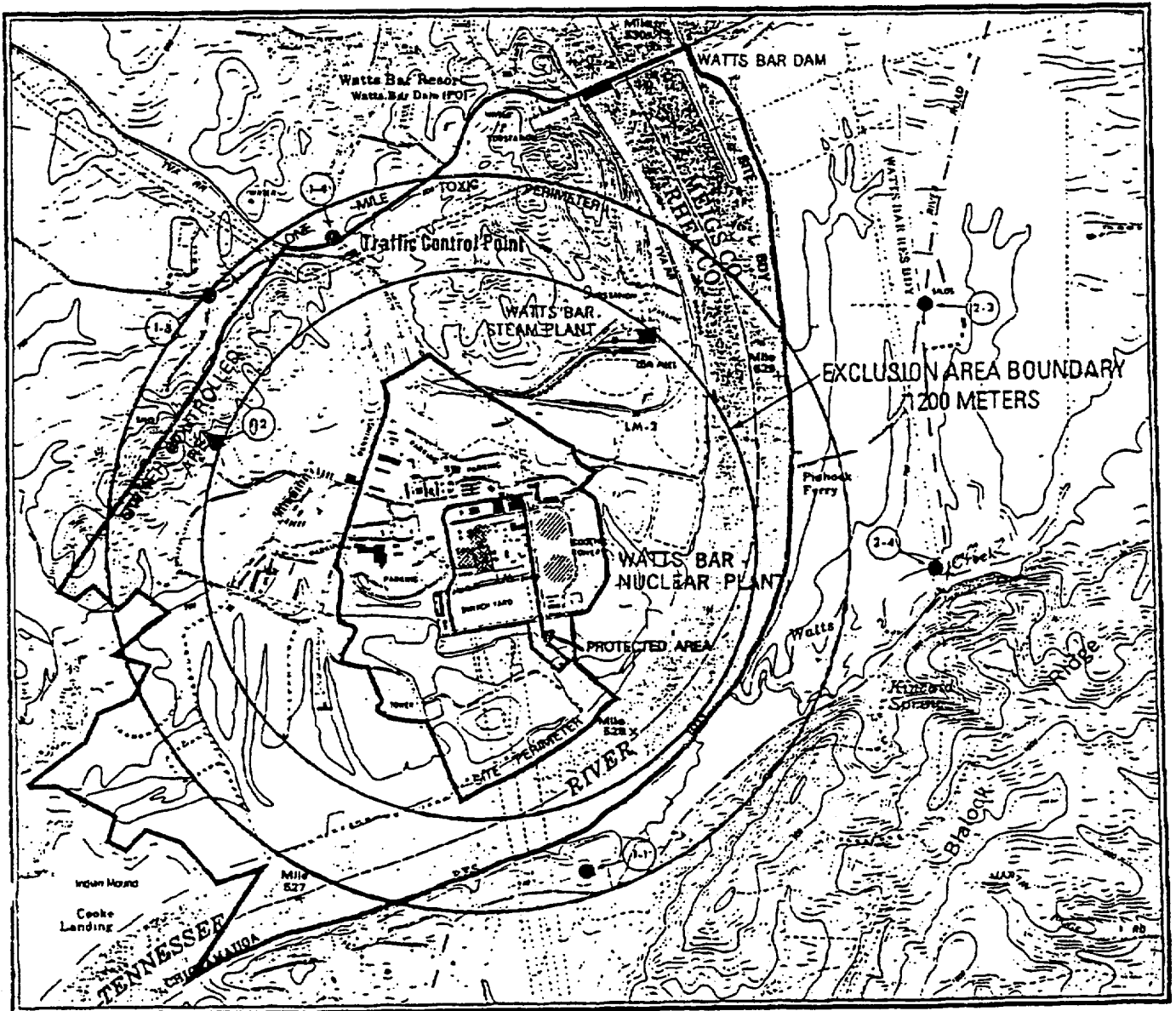
Title 10, Code of Federal Regulation Part 50, Appendix E

ANSI N18.7-1976



APPENDIX A  
(Page 1 of 1)

PROTECTED SITE PERIMETER/OWNER CONTROLLED  
AREA MAP





<b>WBN</b>	<b>PERSONNEL ACCOUNTABILITY AND EVACUATION</b>	<b>EPIP-8 Revision 12 Page 10 of 30</b>
------------	--	---

APPENDIX C  
(Page 1 of 5)

## SM/SED ASSEMBLY/ACCOUNTABILITY CHECKLIST

**Assembly/Accountability**

- A. **NOTIFY** Security (CAS), #8464 or 8495, that you are about to start Assembly and Accountability
- B. **DIRECT** all site personnel to report to their designated assembly areas for accountability.
- C. **ACTIVATE** the Assembly and Accountability Alarm; **REPEAT** if necessary.
- D. **FORM** a team composed of Operations and RADCON personnel (if necessary) to ensure that known high noise areas have been evacuated.
- E. **IF** the radiation level in any assembly area is **100 mrem/hr**, **OR IF** airborne radioactivity exceeds 10 CFR 20 DAC limits, or if toxic/security hazards exist in or near an assembly area. **CONSIDER** evacuation of the affected assembly area(s) to acceptable alternate areas.
- F. **MAKE** a PA announcement **and USE** Emergency Dispatches and/or other means to inform site personnel of needed information or directions.
- G. **RECEIVE** final accountability report from NS and initiate search and rescue operations (if necessary).

<b>WBN</b>	<b>PERSONNEL ACCOUNTABILITY AND EVACUATION</b>	<b>EPIP-8 Revision 12 Page 11 of 30</b>
------------	--	---

APPENDIX C (continued)  
(Page 2 of 5)

**SM/SED SITE EVACUATION CHECKLIST**

**Site Evacuation**

**Note 1:** The implementation of a site evacuation should be based on the protective actions which will result in the lowest personal exposure. In a radiological or hazardous material emergency, evacuation should be initiated either before or after the passage of the release. Evacuation routes should be chosen to lead personnel away from the path of the plume or danger.

**Note 2:** Based on ongoing emergency activities in the local communities (if activated) discussions with the CECC, Meigs, Rhea, and McMinn Counties, EOC officials may be warranted to identify traffic conditions, road weather conditions, or any other hazards that would effect evacuation.

- A. **NOTIFY** the Central Emergency Control Center (CECC) Director of the impending evacuation. (5-751-1614) (IF not staffed, **NOTIFY** the Operations Duty Specialist, 5-751-1700)
  
- B. **CONSIDER** first the precautionary evacuation of all non-essential personnel (outside the Protected Area) from the site. These personnel will be assembled in their designated assembly areas. (Appendix E) Once completed, non-essential personnel within the Protected Area can be evacuated.
  
- C. **PROVIDE** any special instructions to assembly areas through PA announcements, Emergency Dispatches or NS communications. Coordination with RADCON may be necessary prior to these announcements.
  
- D. **IN** the event of a total plant **EVACUATION**, determine the need for non-essential personnel, and vehicles to pass through a RADCON check point (if deemed necessary) prior to being released from the site.<sup>5</sup>
  
- E. **IF** radiation levels in assembly areas are unsafe for occupancy, designate alternate points and direct personnel to go there.
  
- F. **EVACUATION** of onsite non-contaminated individuals should take place along normal exit routes away from the site, conditions permitting. **DIRECT NS** to provide appropriate personnel to direct traffic on Route 68.

<b>WBN</b>	<b>PERSONNEL ACCOUNTABILITY AND EVACUATION</b>	<b>EPIP-8 Revision 12 Page 12 of 30</b>
------------	--	---

APPENDIX C (continued)

(Page 3 of 5)

**SM/SED SITE EVACUATION CHECKLIST**

**Site Evacuation (continued)**

- G. IF plant conditions preclude radiological decontamination, evacuees will be informed of transportation, sheltering, and decontamination arrangements prior to leaving the site. The primary evacuation shelter for onsite contaminated personnel will be Sequoyah Nuclear Plant (SQN), approximately 50 miles south of Watts Bar Nuclear Plant (WBN).
- H. ANNOUNCE Site Evacuation with the following message. REPEAT if necessary.
- "ATTENTION ALL SITE PERSONNEL. ATTENTION ALL SITE PERSONNEL. The SED has ordered a site evacuation. All personnel except those with emergency assignments shall exit via your normal entrance and exit location."
- Additional instructions (if needed)
- "Report to \_\_\_\_\_ for personal or vehicle monitoring." specific location(s)
  - "Exit the site and proceed home until further notice."
- I. IF an evacuation is ordered, DIRECT Nuclear Security (NS) to notify the Assembly Areas Outside the Protected Area (Appendix E) and the near/offsite organizations/facilities (Appendix F) of ongoing site actions.
- J. IF site personnel require transportation or sheltering coordinate arrangements for assistance with the CECC.
- K. Support personnel may be directed to other offsite locations (if necessary). Two possible locations are:
- 1) Englewood Elementary School - if directing personnel to this school, notify McMinn Co. EMA (day hours, Monday - Friday) at 9-1-423-744-2715/2724; or McMinn Co. 911 Communications (off hour, 24 hours), at 9-1-423-744-2721. Also notify the Tennessee EMA at 9-1-615-741-0001.
  - 2) Roane County High School - if directing personnel to this school, notify the Roane Co. 911 Dispatch Center at 9-1-423-354-8045 and request Roane Co. EMA be notified. Also notify the Tennessee EMA at 9-1-615-741-0001.

<b>WBN</b>	<b>PERSONNEL ACCOUNTABILITY AND EVACUATION</b>	<b>EPIP-8 Revision 12 Page 13 of 30</b>
------------	--	---

APPENDIX C (continued)  
(Page 4 of 5)

**Site Evacuation (continued)**

- |    |  |                          |
|----|--|--------------------------|
| L. | Conditions permitting, you may recall evacuated people as needed.            | <input type="checkbox"/> |
| M. | Perform other duties as needed and keep the CECC informed of site activities | <input type="checkbox"/> |

**SED PLANT/AREA RE-ENTRY GUIDELINES**

- A. As soon as possible after personnel evacuation has been accomplished, instructions will be initiated to restore the plant to normal conditions. However, before any reentry is attempted, complete radiological surveys will be made if the cause of the evacuation was radiological in nature. The SED will authorize reentry only when he/she is assured that the emergency is under control.
- B. In a long term emergency, the Termination and Recovery guidelines (WBN EPIP-13) should be reviewed for additional information.

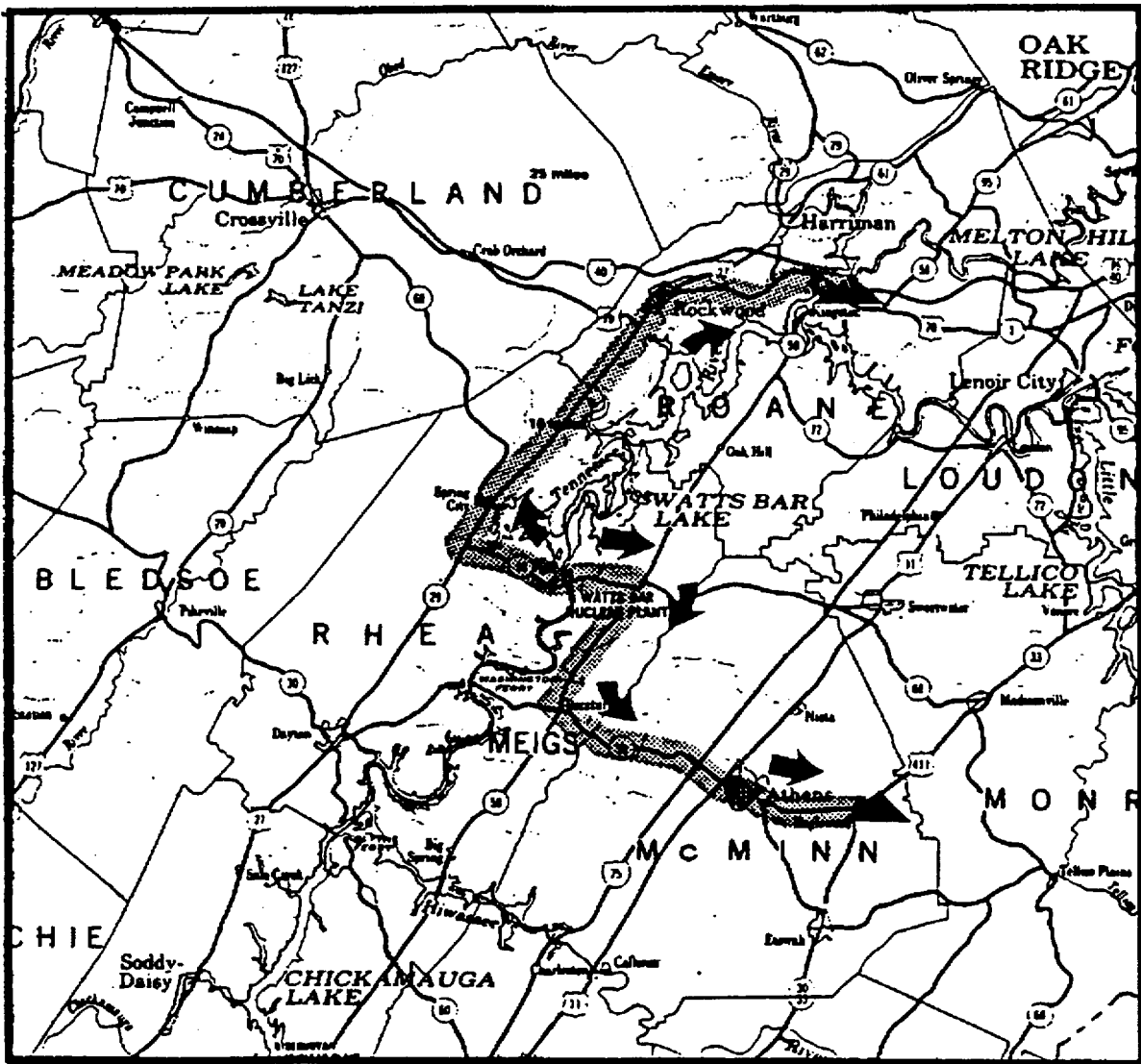
<p style="text-align: center;"><b>WBN</b></p>	<p style="text-align: center;"><b>PERSONNEL ACCOUNTABILITY AND EVACUATION</b></p>	<p style="text-align: center;"><b>EPIP-8 Revision 12 Page 14 of 30</b></p>
---	---	--

APPENDIX C (continued)  
(Page 5 of 5)

**MAP TO ROANE COUNTY HIGH SCHOOL AND ENGLEWOOD ELEMENTARY SCHOOL<sup>2</sup>**

From WBN, take route 68 west to route 27 north. Follow 27 north and go through the city of Rockwood. At the 6th traffic light (last light) the road Y's to the right. The road to the right is route 70. Follow route 70 for 12 miles to Kingston. Cross the Clinch River bridge and go approximately one mile and you will see Roane County High School on the left.

From WBN, follow 68 east to route 58 south. Follow 58 south to Decatur. At the traffic light next to the County Court House make a left on to route 30 east. Follow 30 east (10 miles) and go through Athens. Turn left onto route 39 east to Englewood. Follow 39 to Englewood, cross over railroad tracks and go past the first red light; you will see the Englewood Elementary School one block up on the left.



<b>WBN</b>	<b>PERSONNEL ACCOUNTABILITY AND EVACUATION</b>	<b>EPIP-8 Revision 12 Page 15 of 30</b>
------------	--	---

APPENDIX D  
(Page 1 of 2)

**NS ASSEMBLY/ACCOUNTABILITY/EVACUATION CHECKLIST**

**Nuclear Security (NS) General Duties Assembly/Accountability**

- A. **EXPEDITE** the exit of all non-essential personnel from the protected area.
- B. **RESTRICT** access to the Protected Area to personnel listed on the Emergency Response Organization Call List, the NRC, or authorized by the SED. The Emergency Response Organization Call List will be furnished periodically to NS and made available at access portals.
- C. **ESTABLISH** accountability activities at the CAS and **COMMENCE** monitoring accountability.
- D. **REPORT** the results of accountability to the SM/SED or TSC, NS Manager (if activated) within 30 minutes after the assembly and accountability alarm has sounded.
- E. **IF** requested **ASSIST** search team(s) made up of plant personnel to locate missing individual(s) 15 minutes after the accountability deadline has passed. The SED must approve the use of search teams. Each team should be accompanied by a RADCON technician.
- F. As needed, **DISPATCH** officers to search areas on TVA property outside the protected area.
- G. **PROVIDE** assistance to the SM/SED as directed.
- H. Assembly/Evacuation (Appendices E and F) should be filled out and upon direction from the SED initiate the calls and Fax the information to all locations.

**NOTE:** If no radiological problems exist, anyone discovered in the owner controlled area should be escorted to the site boundary and released. If radiological conditions warrant, RADCON will survey the individual.



<b>WBN</b>	<b>PERSONNEL ACCOUNTABILITY AND EVACUATION</b>	<b>EPIP-8 Revision 12 Page 16 of 30</b>
------------	--	---

APPENDIX D (continued)  
(Page 2 of 2)

**NS ASSEMBLY/ACCOUNTABILITY/EVACUATION CHECKLIST**

**NS CAS or SAS Assembly/Accountability Duties**

- A. **DIRECT** Security Officers to areas or post(s) as needed.
- B. **IF** there is any indication that a card reader is not functioning, **DIRECT** available persons as "runners" in the numbers necessary, to go to any assembly area and report the situation to the SM/SED for possible movement of personnel to a functional reader.
- C. **GENERATE** an accountability report and **REPORT** results to the SM/SED or TSC, NS Manager (if activated) and **EXPLAIN** problems encountered, if any, when the initial report is complete.
- D. **IF** the above report was not "an all present and accounted for" and someone is missing, establish that unaccounted for personnel are not in the assembly areas and have failed to enter the Security Accountability System.
- E. **IF** there are persons who cannot be accounted for, notify the TSC, NS Manager, (if activated), with the names.
- F. **KEEP** the TSC, NS Manager (x8618) or OSC NS advisor (x1982) informed of accountability progress or the SM/SED if TSC not activated.

**NS EVACUATION General Duties**

- A. **CLOSE** site access points by controlling protected area portals and securing main plant access (Highway 68 intersection) (WBN EPIP-11) upon SED directions.
- B. **ASSIST** in movement of traffic and personnel from the site.
- C. **COMPLETE** and **ISSUE** Appendix E and F to the Listed Locations.
- D. **PERFORM** other duties as directed.

<b>WBN</b>	<b>PERSONNEL ACCOUNTABILITY AND EVACUATION</b>	<b>EPIP-8 Revision 12 Page 17 of 30</b>
------------	--	---

APPENDIX E  
(Page 1 of 3)

**ASSEMBLY AREAS  
(OUTSIDE THE PROTECTED AREA)  
INFORMATION SHEET**

Nuclear Security (NS) will provide the following information to all assembly areas outside the protected area (listed below) as it becomes available or as directed by the SM or TSC, SED.

Initial contact should be by phone with Fax message used for followup.

Location	Area	Phone #	Fax #
WBN Training Center	Mgr. Office (cafeteria)	x3758, x1216, or x8962	x3797
Administration Building	Vending Area, Office Area(s) Conference Room(s)	x8767 or x8768	x1924
Main Warehouse	Conference Room Area	x1436	x1157 or x3233

<b>WBN</b>	<b>PERSONNEL ACCOUNTABILITY AND EVACUATION</b>	<b>EPIP-8 Revision 12 Page 18 of 30</b>
------------	--	---

Time \_\_\_\_\_  
Date \_\_\_\_\_

APPENDIX E (continued)  
(Page 2 of 3)

**ASSEMBLY AREAS  
(OUTSIDE THE PROTECTED AREA)  
INFORMATION SHEET**

A.	"This is a REAL EMERGENCY." <input type="checkbox"/> <b>OR</b> "This is a DRILL." <input type="checkbox"/> "This is a REAL EMERGENCY." "This is a DRILL."	
B.	WBN has declared a _____ emergency. (enter emergency classification.)	
C.	Radiological conditions are: No release <input type="checkbox"/> Release Ongoing <input type="checkbox"/>	
D.	Please convey the following instructions to all people in your assembly area(s).	<input type="checkbox"/> <input type="checkbox"/> <input type="checkbox"/> <input type="checkbox"/>
E.	Additional instructions are as follows: Return to work Remain in assembly area Additional instructions/information: _____ _____	<input type="checkbox"/> <input type="checkbox"/>
F.	Site Evacuation has been ordered by the SED. <input type="checkbox"/> YES <input type="checkbox"/> NO	
G.	Remain calm and exit the site by your normal route unless otherwise directed. <input type="checkbox"/> YES <input type="checkbox"/> NO	
H.	You will be informed when it is safe to return to work.	<input type="checkbox"/>

- WBN Training Center
- Administration Building

- Main Warehouse

<b>WBN</b>	<b>PERSONNEL ACCOUNTABILITY AND EVACUATION</b>	<b>EPIP-8 Revision 12 Page 19 of 30</b>
------------	--	---

APPENDIX E (continued)  
(Page 3 of 3)

**ASSEMBLY AREAS  
(OUTSIDE THE PROTECTED AREA)  
INFORMATION SHEET**

**"FOR RADIOLOGICAL EMERGENCY"  
ASSEMBLY AREA - GENERAL INSTRUCTIONS  
(OUTSIDE THE PROTECTED AREA)**

- 1) **START ASSEMBLING PERSONNEL**
- 2) **CLOSE ALL DOORS AND WINDOWS**
- 3) **SHUT DOWN VENTILATION SYSTEM**
- 4) **NO EATING, DRINKING OR SMOKING**
- 5) **AVOID PANIC**
- 6) **CALL IN PEOPLE FROM OUTSIDE LOCATIONS OR SURROUNDING BUILDINGS TO THE ASSEMBLY AREA**
- 7) **KEEP PAGE SYSTEM AND PHONES CLEAR FOR USE DURING THE EMERGENCY**
- 8) **LISTEN FOR INSTRUCTIONS**
- 9) **IF EVACUATION OF SITE IS DIRECTED, LEAVE IN A SAFE AND ORDERLY MANNER**

<b>WBN</b>	<b>PERSONNEL ACCOUNTABILITY AND EVACUATION</b>	<b>EPIP-8 Revision 12 Page 20 of 30</b>
------------	--	---

APPENDIX F  
(Page 1 of 2)

**NEARSITE ORGANIZATION  
INFORMATION SHEET**

Nuclear Security (NS) will provide the following information (Appendix F, Page 2 of 2) to the nearsite organizations listed below when directed by the SM/SED or TSC, SED. RADCON will provide technicians to monitor personnel if necessary.

These contacts should be made by phone:

- | <u>LOCATION</u>   | <u>PHONE #</u>                         |
|---|--|
| • WBN Hydro/Steam Plant<br>Alternate                      | 9-365-7600 or 6300<br>9-1-423-334-1354 |
| • Watts Bar Maintenance Facility                          | 9-365-8720 or 8722                     |
| • WBN Environmental Data Station<br>(not normally manned) | 9-365-8485 or 5498                     |
| • Reservoir Property (Maintenance Base)                   | 9-365-7627                             |
| • Lock Master (Watts Bar)                                 | 9-365-7634 or<br>9-1-423-334-3522      |

<b>WBN</b>	<b>PERSONNEL ACCOUNTABILITY AND EVACUATION</b>	<b>EPIP-8 Revision 12 Page 21 of 30</b>
------------	--	---

Time \_\_\_\_\_  
Date \_\_\_\_\_

APPENDIX F (continued)  
(Page 2 of 2)

**NEARSITE ORGANIZATION  
INFORMATION SHEET**

A. "This is a REAL EMERGENCY."  OR "This is a DRILL."   
 "This is a REAL EMERGENCY." "This is a DRILL."

B. WBN has declared a \_\_\_\_\_ emergency.  
 (enter emergency classification.)

C. Radiological conditions are:  
 No release   
 Release Ongoing

D. Please convey the following information to all people at your location.   
 • Stay indoors   
 • Close off HVAC Systems   
 • Check outdoors or in adjacent buildings and direct all personnel to  
 your area to await instructions.

E. Additional instructions/information: \_\_\_\_\_  
 \_\_\_\_\_  
 WBN Site evacuation has been ordered by the Site Emergency Director.  
 YES  NO

F. Remain calm and initiate an evacuation of your organization unless otherwise  
 directed.  YES  NO

G. You will be informed when it is safe to return to work.

- *WBN Hydro/Steam Plant*
- *Reservoir Property (Maintenance Base)*
- *Watts Bar Maintenance Facility*
- *WBN Environmental Data Station*
- *Lock Master (Watts Bar)*

<b>WBN</b>	<b>PERSONNEL ACCOUNTABILITY AND EVACUATION</b>	<b>EPIP-8 Revision 12 Page 22 of 30</b>
------------	--	---

APPENDIX G  
(Page 1 of 1)

**AUTOMATED ACCOUNTABILITY, SYSTEM FAILURE  
GUIDELINES**

In the event the automated accountability system is unable to accomplish its designed function, NS will recommend the following methods to account for onsite personnel to the SM or TSC SED for action.

- A. **NOTIFY** personnel in the Assembly Areas (within the Protected Area) to remain where they are until the Accountability System can be reactivated.
- B. **IF** plant conditions require immediate action (i.e., danger to health or safety), the SED will order all nonessential onsite personnel to exit the protected area and report to the Watts Bar Training Center. Once all nonessential personnel have left the protected area, a verbal review of the remaining onsite emergency responders will be conducted.

Walkdowns within the protected area will be conducted to ensure all nonessential personnel have left the plant. These actions and search and rescue efforts (if needed) will be coordinated by the TSC/SED or SM/SED.

<b>WBN</b>	<b>PERSONNEL ACCOUNTABILITY AND EVACUATION</b>	<b>EPIP-8 Revision 12 Page 23 of 30</b>
------------	--	---

APPENDIX H  
(Page 1 of 2)

**RADCON  
ASSEMBLY/ACCOUNTABILITY/EVACUATION  
GUIDELINES**

<b>Assembly/Accountability</b>	
A.	<b>SURVEY</b> all assembly areas (including the Emergency Centers), <b>IF</b> radiological conditions warrant. <span style="float: right;"><input type="checkbox"/></span>
B.	<b>SURVEY</b> personnel upon request who were working in a contaminated zone and wearing protective clothing. <span style="float: right;"><input type="checkbox"/></span>
C.	<b>SUPPORT</b> <u>any</u> search teams. <span style="float: right;"><input type="checkbox"/></span>
<b>Evacuation<sup>5</sup></b>	
A.	<b>IF</b> radiological plant conditions warrant, <b>ESTABLISH</b> RADCON control points which coincide with NS access control points (consult SM/SED for guidance). <span style="float: right;"><input type="checkbox"/></span>
B.	<b>ENSURE</b> personnel and vehicles are decontaminated before being released from the owner controlled area. <span style="float: right;"><input type="checkbox"/></span>
C.	<b>IF</b> plant conditions preclude radiological decontamination, evacuees will be informed of transportation, sheltering, and decontamination arrangements prior to leaving the site. The primary evacuation shelter for onsite contaminated personnel will be Sequoyah Nuclear Plant (SQN), approximately 50 miles south of Watts Bar Nuclear Plant (WBN). RADCON personnel from the plant site, SQN, and CECC will respond to the primary shelter area to support personnel decontamination activities if there is a need. <span style="float: right;"><input type="checkbox"/></span>

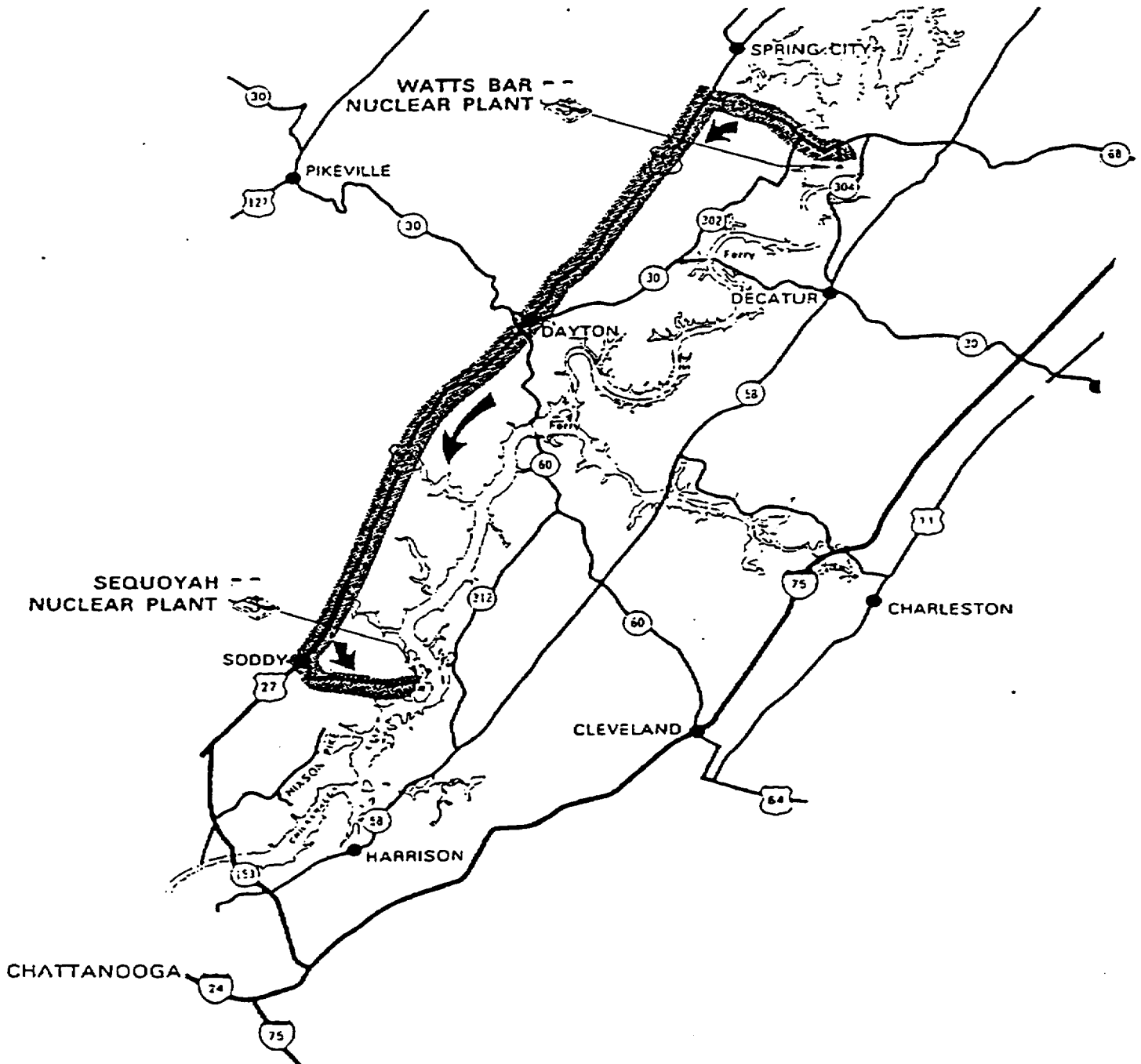


<p style="text-align: center;"><b>WBN</b></p>	<p style="text-align: center;"><b>PERSONNEL ACCOUNTABILITY AND EVACUATION</b></p>	<p style="text-align: center;"><b>EPIP-8 Revision 12 Page 24 of 30</b></p>
---	---	--

APPENDIX H (continued)  
(Page 2 of 2)

**RADCON  
ASSEMBLY/ACCOUNTABILITY/EVACUATION  
GUIDELINES**

**DIRECTIONS TO (SQN) SEQUOYAH NUCLEAR PLANT**



<b>WBN</b>	<b>PERSONNEL ACCOUNTABILITY AND EVACUATION</b>	<b>EPIP-8 Revision 12 Page 25 of 30</b>
------------	--	---

APPENDIX I

(Page 1 of 3)

**ONSITE EMERGENCY RESPONDER DUTIES**

Upon hearing the emergency sirens, the people assigned to the following organizations will respond as follows:

- A. **Operations** - Personnel will **UTILIZE** the accountability card readers in the Main Control Room or the RADCON Lab in the Service Building.

The SM will **ASSIGN** an individual to ensure persons in the Main Control Room have been entered into the Main Control Room accountability card reader.

- B. **RADCON Personnel** - **PROCEED** to the RADCON Lab in the Service Building, Elevation 713', and **ENTER** their protected area badge card into the accountability card reader and stand by for instructions.

- C. **Nuclear Security (NS)** - All NS personnel shall **SECURE** all doors and gates as required. **REPORT** for assigned duties, and **REPORT** an accountability of themselves.

**INSTRUCT** all visitors to accompany an escort to a protected area access portal, exit the protected area, and stand by for further instructions. Visitors will report to the WBN Training Center and wait for further instructions.

- D. **Technical Support Center (TSC) Personnel** - **PROCEED** immediately to the TSC accountability card reader and **ENTER** their protected area badge card into the accountability reader. **IF** the TSC is already staffed, the SED will **ASSIGN** an individual to ensure all persons in the TSC have been entered into the TSC accountability card reader.

<b>WBN</b>	<b>PERSONNEL ACCOUNTABILITY AND EVACUATION</b>	<b>EPIP-8 Revision 12 Page 26 of 30</b>
------------	--	---

APPENDIX I (continued)  
(Page 2 of 3)

**ONSITE EMERGENCY RESPONDER DUTIES**

- E. **Operation Support Center (OSC) Personnel** - **PROCEED** immediately to the RADCON Lab (713' Level), **ENTER** their protected area badge card into the accountability card reader, and continue to the OSC, or staging area (713' Level). **IF** the OSC is already staffed, the OSC Manager will **ASSIGN** an individual to ensure all persons in the OSC have been entered into the Plant Assembly Room accountability card reader.
- F. **Radiochemical Lab Personnel** - **REPORT** to the Radiochemical Lab and **ENTER** their protected area badge card into the area accountability card reader on Elevation 713' near the Radiochemical Lab and **STAND BY** for instructions.
- G. **Fire Operations Personnel** - **PROCEED** immediately to the RADCON Lab (713' Level), **ENTER** their protected area badge card into the accountability card reader, then **STANDBY** for instructions at your Fire Station.

NOTE: **IF** a fire has initiated the Site Assembly/Accountability operation, names of the Fire Operators will be radioed to NS.

- H. **IF** individuals are wearing protective clothing and working in a contaminated zone, **REMOVE** the outer protective articles (shoe covers, gloves, outer coveralls) at the stepoff pad and **PROCEED** to the nearest assembly area (i.e., RCA entrance/exit, 713' level) and **ENTER** their protected area badge card into the accountability card reader. To prevent the possible spread of contamination, these individuals should:
1. **WALK** at the outer edge of a normal passage route.
  2. **AVOID** contact with other individuals.
  3. **REQUEST** RADCON surveillance as soon as possible.

<b>WBN</b>	<b>PERSONNEL ACCOUNTABILITY AND EVACUATION</b>	<b>EPIP-8 Revision 12 Page 27 of 30</b>
------------	--	---

APPENDIX I (continued)

(Page 3 of 3)

**ONSITE EMERGENCY RESPONDER DUTIES**

I. Visitor Escort Responsibilities Within the Protected Area:

All emergency responders within the protected area that have preassigned work stations during an emergency and who are escorting visitors (protected area visitor badge card), **UPON** hearing the accountability/assembly alarms, will ensure their visitors are escorted to the operating protected area portal and exit through an accountability card reader. The escorts will then proceed to their own assembly area.

After visitors have exited the protected area, they will proceed to the assembly area at the WBN Training Center and wait for information.

**PROTECTED AREA ACCOUNTABILITY CARD READER LOCATIONS**

<u>LOCATION</u>	<u>REPORTING GROUP(S)</u>
El. 713' Mechanical Maintenance Shop	Mechanical Maintenance personnel
El. 729' Electrical Maintenance Shop	Electrical Maintenance personnel
El. 729' Instrument Maintenance Shop	Instrument Maintenance personnel
El. 713' Chem Lab	Chemistry Laboratory personnel
El. 713' RADCON Lab	RADCON personnel, AUOs, OSC responders, Fire Operators
El. 755' Technical Support Center (TSC)	TSC emergency responders
Plant Assembly Room	Main Office Building occupants/others
El. 755' Main Control Room	Control Room and Operations personnel
El. 729' MOB Maintenance Engineering Support Office	Maintenance Planning/Engineering/others
EQB, Vending Area	EQB and MDB Occupants/others
El. 741' Ops. Procedures Office	Procedure Writers/NRC Office/others

<b>WBN</b>	<b>PERSONNEL ACCOUNTABILITY AND EVACUATION</b>	<b>EPIP-8 Revision 12 Page 28 of 30</b>
------------	--	---

APPENDIX J  
(Page 1 of 2)

**SITE PERSONNEL  
(NON-RESPONDER) DUTIES**

- A. Upon hearing the emergency siren, personnel with assembly areas within the protected area will **REPORT** to their preassigned areas, enter their protected area badge card into the accountability card reader, await completion of radiological surveys, and wait for further instructions.

**NOTE 1** Individuals temporarily assigned to areas or sections will be accounted for by the section or area in which they are presently assigned.

**NOTE 2** In the event there is any failure of the automated accountability equipment, personnel shall contact Nuclear Security at ext. 8464 or 8495.

- B. **IF** individuals are wearing protective clothing and working in a contaminated zone, **REMOVE** the outer protective articles (shoe covers, gloves, outer coveralls) at the stepoff pad **and PROCEED** to the nearest assembly area (i.e., RCA 713' entrance/exit) **and ENTER** their protected area badge into the accountability card reader. To prevent the possible spread of contamination, these individuals should:

1. **WALK** at the outer edge of a normal passage route.
2. **AVOID** contact with other individuals.
3. **REQUEST RADCON** surveillance as soon as possible.

- C. **IF** site assembly is initiated, MODS employees and other employees whose assigned assembly areas are outside of the Protected Area shall **EXIT** the protected area immediately and report to the Watts Bar Training Center. **SEE** Appendix E for assembly areas (outside the protected area) and await instructions.

<b>WBN</b>	<b>PERSONNEL ACCOUNTABILITY AND EVACUATION</b>	<b>EPIP-8 Revision 12 Page 29 of 30</b>
------------	--	---

APPENDIX J (continued)

(Page 2 of 2)

**OTHER SITE PERSONNEL  
(NON-RESPONDER) DUTIES**

- D. All employees within the protected area that have a visitor during an emergency, upon hearing the accountability/assembly alarms, will ensure their visitors are escorted to the operating protected area portal and exit through an accountability card reader. The escorts will then proceed to their own assembly area.
- E. After visitors have exited the protected area, they will proceed to the assembly area at the WBN Training Center and wait for information.
- F. Employees and Visitors in the Site Perimeter Area, will assemble the employees assigned to their assembly areas. Each organization is responsible for accounting for any offsite personnel who are visiting their organization.

**PROTECTED AREA ACCOUNTABILITY CARD READER LOCATIONS**

<u>LOCATION</u>	<u>REPORTING GROUP(S)</u>
EI 713' Mechanical Maintenance Shop	Mechanical Maintenance personnel
EI 729' Electrical Maintenance Shop	Electrical Maintenance personnel
EI 729' Instrument Maintenance Shop	Instrument Maintenance personnel
EI 713' Chem Lab	Chemistry Laboratory personnel
EI 713' RADCON Lab	RADCON personnel and OSC responders
EI 755' Technical Support Center (TSC)	TSC emergency responders
Plant Assembly Room	Main Office Building occupants/others
EI 755' Main Control Room	Control Room and Operations personnel
EI 729' MOB Maintenance Engineering Support Office	Maintenance Planning, Engineering, others
EQB, Vending Area	EQB and MDB Occupants, others
EI. 741' Ops. Procedures Office	Procedure Writers, NRC Office, others

<b>WBN</b>	<b>PERSONNEL ACCOUNTABILITY AND EVACUATION</b>	<b>EPIP-8 Revision 12 Page 30 of 30</b>
------------	--	---

**SOURCE NOTES**  
Page 1 of 1

- |   |   |  |
|---|---|--|
| 1 | BR-70080, BF-00006, IEB-0025,<br>NCO-920047022. | WBN procedures allow emergency ingress and unimpeded egress for any postulated occurrence. See all sections. Also see EPIP-11.   |
| 2 | MC-840827005001, MSC-02372,<br>NCO-920030982.   | Includes the Spring City and Ten Mile Substations as alternate assembly areas. Appendix C, SED Assembly/Accountability/Evacuation Checklist (Pages 1 thru 5).                                  |
| 3 | MC-811029002008, MSC-04145,<br>NCO-920042326.   | Specific administrative procedure to establish authority/responsibility for controlling personnel access during normal and accident conditions. Section 2.0 Responsibility and all Appendices. |
| 4 | ANSI N18.7-1976<br>Subsection 5.3.9.3: 01 POI   | EIPs will contain the following elements.  |

# FILING INSTRUCTIONS

56

DOCUMENT NUMBER Epip - 10

REMOVE REVISION 10 INSERT REVISION 11  
2-8-00

Comments \_\_\_\_\_  
\_\_\_\_\_  
\_\_\_\_\_



**TENNESSEE VALLEY AUTHORITY  
WATTS BAR NUCLEAR PLANT**

**EMERGENCY PLAN IMPLEMENTING  
PROCEDURES**

**EPIP-10**

**MEDICAL EMERGENCY RESPONSE**

Revision 11

Unit 0

**QUALITY RELATED**

PREPARED BY: F. L. Pavlechko  
(Type Name)

SPONSORING ORGANIZATION: Emergency Planning

APPROVED BY: Frank L. Pavlechko DATE: \_\_\_\_\_

EFFECTIVE DATE: 02/08/2000

LEVEL OF USE: REFERENCE

<b>WBN</b>	<b>MEDICAL EMERGENCY RESPONSE</b>	<b>EPIP-10 Revision 11</b>  <b>Page 2 of 25</b>
------------	---------------------------------------	---

**REVISION DESCRIPTION:**

Revision Number	Implementation Date	Description of Revision	
0	04/24/90	New WBN EPIP. Supersedes IP-8.	
1	12/04/90	General Revision. Revised to conform to new "protected area" configuration. Alarm descriptions revised. New assembly areas designated. Added attachments for protected area diagram and "construction site controlled area designated assembly areas.	
2	09/15/92	General Format Revised. Map revised to show "protected area" and "site perimeter" configuration. Instructions revised and placed in responsibility appendices to improve clarity and use. Assembly areas for Nuclear Construction and other site buildings revised. Maps were included to provide additional information. Instructions for Assembly Areas added. Automated Accountability System Failure Guidelines added.	
3	02/10/93	GENERAL REVISION. Added responsibilities section 2.0. Changed format to include function specific Appendices.	
4	08/16/93	Responsibilities revised for Incident Commander, EMS Leader, Radcon and Security. Phone numbers revised. Source notes added to the procedure.	
5	10/14/94	Revised phone numbers, helicopter utilization instructions, and eliminated Appendix K.	
6	2/23/95	Added Appendix K on Blood Clean Up for WBN. Revised phone numbers.	
7	4/21/95	Phone numbers revised. Non-intent changes made.	
Revision Number	Implementation Date	Pages Affected	Description of Revision
CN-1	9-28-95	10, 11, 18, 21	Phone numbers revised (new area code). Editorial (non-intent) changes made.

<b>WBN</b>	<b>MEDICAL EMERGENCY RESPONSE</b>	<b>EPIP-10 Revision 11</b>
		<b>Page 3 of 25</b>

**REVISION DESCRIPTION:**

Revision Number	Implementation Date	Pages Affected	Description of Revision
8	2/29/96	3, 8, 9, 10, 11, 18	Editorial (non-intent) changes made. References to Raytheon EMT removed. Transport requirements by offsite ambulance enhanced. Non-radiological backup hospital (which is closing soon) removed from notification list.
9	10/10/96	3, 4, 5, 7, 8, 9, 10, 11, 12, 13, 14, 15, 16, 17, 18, 19, 25	The following non-intent revisions were made: SOS changed to SM, ASOS changed to US, reference to SSP-12.09 removed, and radio frequency added for life force helicopter.
CN-1	2/15/97	14	Editorial non-intent typographical error corrected.
CN-2	2/2/98	3,7,8,9, 10, 11,12, 13,15, 18, 19,20, 21,22	SSP 4.5 was changed to SPP-3.5, Health Services title changed to Medical Services, to App. B: added lines for multiple victims, call Rhea Cty. Amb. When Life Force is contacted, TVA Physician Rep. title added, App.C, Apps. D and F added statement about being potentially contaminated, App. J Hospital title changes, other editorials
10	6/30/98	All	Non-intent Changes. Incorporated Change Notices 1 and 2. References revised.
11	02/08/00	All	Non-intent Changes. Revised phone numbers to McMinn Hospital and REAC/TS. Revised map to McMinn Hospital using new State Route 305.

<b>WBN</b>	<b>MEDICAL EMERGENCY RESPONSE</b>	<b>EPIP-10 Revision 11</b>  <b>Page 4 of 25</b>
------------	---------------------------------------	---

## 1.0 PURPOSE

This procedure **outlines** the actions to be followed during medical emergencies by the Medical Emergency Response Team (**MERT**) and other onsite support personnel.

## 2.0 RESPONSIBILITIES<sup>2</sup>

The Shift Manager (SM) and the MERT team members are primarily responsible to ensure that the actions outlined in this procedure are implemented.

## 3.0 INSTRUCTIONS<sup>2</sup>

3.1 At WBN the **Medical Emergency Response Team (MERT)** is an organized group of onsite personnel designated as the primary responders in a medical emergency. Emergency medical treatment involves treatment of a patient in areas other than the Medical Services facility. The **MERT** shall consist of the following list of personnel. The MERT will use the listed appendices as a guide to fulfill MERT responsibilities.

- Operations (Designated Unit Supervisor (US) and available AUOs) - Appendix E
- Fire Protection Section - Appendix F
- Radiological Control (RADCON) Technicians - Appendix G
- Medical Services - Nurse as requested - Appendix H
- Nuclear Security - Appendix I

### 3.2 Initial Response

Upon discovering an ill or injured person, ALL WBN personnel shall

- A. **ADMINISTER** immediate aid for any life threatening situation (IF TRAINED).
- B. **SUMMON** assistance from available personnel in the immediate area.
- C. **NOTIFY** the Control Room Ext. 3911 and state that a medical emergency has occurred and **RESPOND** to ALL Questions.

<b>WBN</b>	<b>MEDICAL EMERGENCY RESPONSE</b>	<b>EPIP-10 Revision 11</b>  <b>Page 5 of 25</b>
------------	---------------------------------------	---

### 3.0 Instructions (continued)

**NOTE:** Individuals not involved in the emergency are to remain at their work stations, refrain from using the phone, portable radio, and elevators, and continue working unless called upon for assistance or told to move to another location.

**CAUTION** Patients known or suspected of being in medical distress shall not be allowed to walk, especially when the cause of distress may be aggravated by exertion.

### 3.3 Medical Response Activity Appendices <sup>2</sup>

Medical response activities and checklists for all key site responders and support documentation are covered in the following appendices:

<u>APPENDIX</u>		<u>APPENDIX USER</u>
A	Control Room Operator (UO) Medical Response Checklist.	Unit Operator (UO) in Control Room
B	Shift Manager (SM) Medical Response Checklist	SM
C	Medical Response Notification/Information List	SM
D	Hospital Notification Report	SM
E	Incident Commander (US) Medical Response Guidelines	US
F	EMS Leader (FOU/SS) and Fire Operators (FO) Medical Response Guidelines	FOU

<b>WBN</b>	<b>MEDICAL EMERGENCY RESPONSE</b>	<b>EPIP-10 Revision 11</b>  <b>Page 6 of 25</b>
------------	---------------------------------------	---

### 3.0 Instructions (continued)

#### APPENDIX

#### APPENDIX USERS

G	Radiological Control (RADCON) Medical Response Guidelines	RADCON
H	Medical Services Nurse Medical Response Guidelines	Nurse
I	Nuclear Security and AUOs Medical Response Guidelines	Security and AUO Assistance
J	Maps to support Hospitals	Ambulance Drivers and Assistants
K	Blood Clean-up at WBN	Fire Protection Services

### 3.4 SUPPLIES

Radiological Emergency Supply Cabinets are located at the agreement hospitals and are stocked in accordance with WBN EPIP-12. Specialized replacement items can be obtained in coordination with the WBN EP Manager as required.

### 4.0 RECORDS

4.1 QA Records  
None

4.2 Non-QA Records

The Hospital Notification Report, Appendix D, in this instruction is a Non-QA document and will be retained by the WBN Emergency Planning Manager for at least two years.

<b>WBN</b>	<b>MEDICAL EMERGENCY RESPONSE</b>	<b>EPIP-10 Revision 11</b>  <b>Page 7 of 25</b>
------------	---------------------------------------	---

## **5.0 REFERENCES**

### **5.1 Source Documents**

*NUREG 0654, FEMA-REP-1, Criteria for Preparation and Evaluation of Radiological Emergency Response Plans and Preparedness in support of Nuclear Power Plants*

*NUREG 0696, Functional Criteria for Emergency Response Facilities, Final Report*

### **5.2 Interfacing Documents**

NP Radiological Emergency Plan (REP)

WBN-EPIP-2 *Notification of Unusual Event*

WBN-EPIP-3 *Alert*

WBN-EPIP-4 *Site Area Emergency*

WBN-EPIP-5 *General Emergency*

WBN-EPIP-12, *Emergency Equipment and Supplies*

SPP-3.01 *Corrective Action Program<sup>3</sup>*

SPP-3.5 *Regulatory Reporting Requirements*

ANSI Standard N.18.7-1976

<b>WBN</b>	<b>MEDICAL EMERGENCY RESPONSE</b>	<b>EPIP-10 Revision 11</b>  <b>Page 8 of 25</b>
------------	---------------------------------------	---

**APPENDIX A (Page 1 of 1)**  
**CONTROL ROOM OPERATOR MEDICAL RESPONSE CHECKLIST**

Control room personnel will USE the following checklist in their RESPONSE to an onsite medical emergency.

- A. Obtain NAME of caller \_\_\_\_\_
- B. LOCATION (Bldg., Elev., Column) \_\_\_\_\_
- C. Type of Medical Emergency \_\_\_\_\_
- D. Number of Personnel Involved \_\_\_\_\_
- E. Immediate Area Hazards (Radiological, Safety) \_\_\_\_\_
- \_\_\_\_\_
- F. Telephone Number of Caller \_\_\_\_\_
- G. ALERT and DISPATCH MERT PERSONNEL \_\_\_\_\_
- H. Make the following plant announcement with public address:

**"ATTENTION ALL SITE PERSONNEL."**

**"ATTENTION ALL SITE PERSONNEL."**

**"A MEDICAL emergency has been reported. The MERT is to  
ACTIVATE and RESPOND to the following LOCATION:**

\_\_\_\_\_ "

- I. CONFIRM that the Shift Manager (SM) has been notified.
- J. CONFIRM that the Fire Protection Section Duty Shift  
Supervisor (Fire Brigade Leader) was notified by:
- Radio or
- Telephone (extension 8671 or 8672) or
- Pocket Pager 40566
- K. CONFIRM/COORDINATE MERT response (via radio or phone)
- until Incident Commander assumes control.



<b>WBN</b>	<b>MEDICAL EMERGENCY RESPONSE</b>	<b>EPIP-10 Revision 11  Page 9 of 25</b>
------------	---------------------------------------	--

APPENDIX B (Page 1 of 2)  
SHIFT MANAGER (SM) MEDICAL RESPONSE CHECKLIST

SMs will use the following checklists in Appendix B in response to an onsite Medical Emergency:

**INITIAL RESPONSE CHECKLIST**

- A. **ESTABLISH** and **MAINTAIN** communications with the designated Incident Commander.
  
- B. **ENSURE** the Onsite Medical Services Personnel (if staffed) have been notified to **STANDBY**. (#3254)
  
- C. **OBTAIN** victim's name(s) and company or section.   
Name \_\_\_\_\_ Co. Section \_\_\_\_\_  
\_\_\_\_\_  
\_\_\_\_\_  
\_\_\_\_\_  
\_\_\_\_\_
  
- D. **IF NEEDED**, **EXPEDITE** offsite ambulance and hospital support by immediately completing the Hospital Notification Report in Appendix D and going to steps in **TRANSPORTING OFFSITE** of **this** Appendix.

<b>WBN</b>	<b>MEDICAL EMERGENCY RESPONSE</b>	<b>EPIP-10 Revision 11</b>  <b>Page 10 of 25</b>
------------	---------------------------------------	--

APPENDIX B (Page 2 of 2)  
SHIFT MANAGER (SM) MEDICAL RESPONSE CHECKLIST

<b><u>TRANSPORTING OFFSITE</u></b>		
A.	<b>OBTAIN</b> medical transports, as requested by the Incident Commander, Primary ambulance number: 9-775-2141, back-up 9-911. Life Force Helicopter: 9-778-5433, contact radio frequency is 155.205. <b>IF</b> Life Force is called, <b>ALSO</b> call Rhea County Ambulance for additional medical support.	<input type="checkbox"/>
B.	<b>ADVISE</b> ambulance dispatcher of radiological conditions, type of medical emergency, type of transport needed (emergency or non-emergency), and point of site entry.	<input type="checkbox"/>
C.	<b>ENSURE</b> the receiving hospital is notified, and has the information identified on <b>APPENDIX D.</b>	<input type="checkbox"/>
<b>NOTE 1</b> All WBN employees with service related traumatic injuries should be transported to an agreement facility. <b>IF</b> in shock or the condition is life threatening, he or she should be taken to the nearest facility, (Rhea Medical Center).		
<b>NOTE 2</b> <b>IF</b> the patient is suspected or known to have been over exposed or contaminated with radioactive material, use an <b>agreement</b> hospital and ambulance <b>IF</b> use of the WBN ambulance is not preferred.		
D.	<b>NOTIFY</b> Nuclear Security to escort the ambulance onsite or prepare the landing zone and advise of its Estimated Time of Arrival (ETA).	<input type="checkbox"/>
<b><u>FOLLOW-UP ACTIONS</u></b>		
A.	<b>PERFORM</b> reporting functions required by SPP-3.01 and SPP-3.5.	<input type="checkbox"/>
B.	<b>IF</b> it is determined that the patient's "Emergency Contact" (located on the employee's Form TVA 9880, Employee Status and Information Record) needs to be notified, <b>ENSURE</b> that Employee Relations & Development is contacted during regular hours and the employee's Supervisor is contacted during off-hours.	<input type="checkbox"/>
C.	<b>IF</b> the victim was determined to be a non-TVA employee, ensure that their supervision has been notified.	<input type="checkbox"/>
D.	<b>NOTIFY</b> the site Physician (or designee) any time TVA personnel receive radiation doses in excess of the TVA occupational dose limits at the first opportunity and as information becomes available. (#3254) During off hours, call the ODS to determine who is the "on call" TVA Physician Representative.	<input type="checkbox"/>
E.	At the first opportunity and as information becomes available, notify the TVA Physician Representative anytime TVA personnel receive or are suspected of receiving radiation doses in excess of the TVA occupational dose limits.	<input type="checkbox"/>
F.	<b>NOTIFY</b> Industrial Safety (if on duty). (#3091) or at home if medical emergency has resulted in a fatality.	<input type="checkbox"/>

<b>WBN</b>	<b>MEDICAL EMERGENCY RESPONSE</b>	<b>EPIP-10 Revision 11</b>
		<b>Page 11 of 25</b>

APPENDIX C (Page 1 of 1)  
NOTIFICATION LIST

<b><u>WATTS BAR ONSITE EMERGENCY CONTACTS</u></b>	
Medical Emergency/TVA Ambulance	-3911
Medical Office (WBN Training Center)	-3254
Nuclear Security	-8544
Shift Manager	-8213
RADCON	-8300, 3357
Fire Protection Section	-3311 (3355, Back-up),
FPS Pocket Pager for Duty FPS/SS at	40566
Site Safety Manager	-3091
<hr/>	
<b><u>AMBULANCE</u></b>	
<b>Primary:</b>	<b>Primary contact:</b>
Rhea County Ambulance Service	9-775-2141 (Dayton)
Highway 27, North	9-911 Backup (via Police Dept)
Dayton, Tennessee 37321	
Life Force Helicopter	<b>Secondary contact:</b>
	9-365-9500 (Spring City)
	<b>Primary contact:</b>
	9-778-5433 (Chattanooga)
<hr/>	
<b><u>RADIOLOGICAL AGREEMENT HOSPITALS</u></b>	
<b>Rhea Medical Center (Primary Hosp)</b>	<b>Athens Reg. Med. Center (Secondary Hosp)</b>
Highway 27, North	111 W. Madison Ave.
Dayton, Tennessee 37321	Athens, TN 37303
9-775-1121	9-1-(423)-745-1411
9-775-8542 (ER)	9-1-(423)-744-3260 (ER)
9-775-8589 (ER)	9-1-(423)-744-3227 (ER)
<hr/>	
<b><u>RADIOLOGICAL/TRAUMA</u></b>	
<b>Erlanger Medical Center</b>	
975 E. Third St.	
Chattanooga, TN 37403	
9-778-7296 (Emergency Room)	
 <b>NOTE</b> Erlanger provides Trauma/Radiological Backup services to TVA when directed by one of our Agreement Hospitals.	
<hr/>	
<b>REAC/TS, OAK RIDGE, TENNESSEE</b>	9-1-(865) 576-3131
24-Hour Hospital Disaster Network Commercial	9-1-(865) 576-1005

<b>WBN</b>	<b>MEDICAL EMERGENCY RESPONSE</b>	<b>EPIP-10 Revision 11  Page 12 of 25</b>
------------	---------------------------------------	---

APPENDIX D (Page 1 of 1)  
HOSPITAL NOTIFICATION REPORT  
(Non-QA Record)

The Shift Manager shall complete this form and **NOTIFY** the destination hospital as soon as the need for offsite transportation is determined by calling:

Primary, Rhea Medical Center (9-775-1121 or 9-775-8542), or Secondary,  
Athens Regional Medical Center (9-1-(423)-745-1411 or 9-1-(423)-744-3227).

"This is the Shift Manager at the Watts Bar Nuclear Plant."

Date     /     /     Time         Hospital \_\_\_\_\_  
Person Contacted \_\_\_\_\_ Title \_\_\_\_\_

MESSAGE

"Watts Bar Nuclear Plant will be sending     (number) injured person(s) to your hospital  
Emergency Department. The victim(s) is/are (names): \_\_\_\_\_

Patient Condition: (Check one)

- "NOT a Radiation Accident Victim(s). No radiological hazards."
- "Contaminated with radioactive material. (External/Internal)"
- "Radiation overexposure only, no contamination"
- "Contaminated and Overexposed"
- "Potentially Contaminated, Medical injuries prevent a complete body survey."

"Contamination Levels are:

- Unknown at this time
- Counts Per Minute (Report as maximum level identified)
- Millirem/hour                   "

"Check appropriate type of radiation:

- Alpha  Beta  Gamma

        REM exposure         MREM exposure"

"The nature of injury(ies) are: \_\_\_\_\_"

"The medical condition of the victim is: \_\_\_\_\_"

"An Estimated Time of Arrival (ETA) will be provided by the ambulance EMT upon departure from Watts Bar."

"Please call me back at                    to verify and confirm the validity of this medical emergency call."

(The SM should prepare to receive an immediate confirmation call-back from the Hospital.)

<b>WBN</b>	<b>MEDICAL EMERGENCY RESPONSE</b>	<b>EPIP-10 Revision 11</b>  <b>Page 13 of 25</b>
------------	---------------------------------------	--

APPENDIX E  
(Page 1 of 2)  
INCIDENT COMMANDER - DESIGNATED US  
MEDICAL RESPONSE GUIDELINES

Incident Commander's will UTILIZE the following Guidelines in responding to an onsite Medical Emergency:

**NOTE 1:** The following steps may be performed in varying sequences as needed.

**NOTE 2:** If personnel contamination with injury has occurred, necessary medical treatment will take precedence over decontamination efforts.

INITIAL RESPONSE

- A. **ESTABLISH** communications with the SM and EMS leader.
- B. **RESPOND** to the incident and **ESTABLISH** a COMMAND POST.
- C. **DIRECT** initial first-aid MERT efforts until the EMS Leader arrives.
- D. **DIRECT** personnel in support of the medical response (i.e., RADCON, Nuclear Security, AUOs, Nurse).
- E. **ADVISE** the SM of the victim's name and organization.
- F. **ADVISE** the SM on radiological conditions with the patient.
- G. **ADVISE** the SM on which ambulance is required (per MERT Leader).

**NOTE 3:** Rhea County Ambulance is primary. TVA is secondary or for "load and go" if Rhea County Ambulance has an unacceptable ETA.

<b>WBN</b>	<b>MEDICAL EMERGENCY RESPONSE</b>	<b>EPIP-10 Revision 11</b>  <b>Page 14 of 25</b>
------------	---------------------------------------	--

APPENDIX E  
(Page 2 of 2)  
INCIDENT COMMANDER - DESIGNATED US  
MEDICAL RESPONSE GUIDELINES

- H. **ADVISE** the EMS leader on access/egress routes.
- I. **IF** radiological conditions with the patient are confirmed or suspected, **DIRECT** RADCON to accompany the patient in the ambulance and provide Radiological Control assistance.
- J. **DIRECT** onscene Security to address site access badging needs.
- K. **CONTROL** access to the accident scene until all hazards are removed to the extent that the area can be returned to unrestricted access (i.e., radiological, physical, or bio-hazard blood borne pathogens).
- L. **IF** the emergency is at the onsite Health Station and the full MERT has not been activated, then **COORDINATE** necessary support (i.e., standby notice to onsite EMTs, Security escorts for responding ambulances, and notifications).

<b>WBN</b>	<b>MEDICAL EMERGENCY RESPONSE</b>	<b>EPIP-10 Revision 11</b>  <b>Page 15 of 25</b>
------------	---------------------------------------	--

APPENDIX F  
(Page 1 of 2)  
EMS LEADER/EMT  
MEDICAL RESPONSE GUIDELINES<sup>1</sup>

**INITIAL RESPONSE**

**NOTE 1:** The following steps may be performed in varying sequences as needed.

- A. **ESTABLISH** communications with the Incident Commander (US).
- B. **DIRECT** the dispatch of EMTs and equipment to the scene.
- C. **RESPOND** to the scene and **ASSUME** direction of the EMS response.
- D. **COORDINATE** necessary support via the Incident Commander.
- E. **DETERMINE** which ambulance (if any) is to be used. (ADVISE SM).

**NOTE 2:** RHEA COUNTY AMBULANCE is the PRIMARY means of ground transport unless the medical emergency is life threatening and the ETA of the offsite ambulance is unacceptable. LIFE FORCE helicopter may be utilized according to medical protocol. This includes transportation of contaminated and injured patients. **IF** Life Force is chosen, Rhea County Ambulance should also be called as a back up for medical support.

- F. **ADVISE** the Incident Commander of the patient's destination (specific hospital, site Health Station or decon room or no further TVA care).
- G. **IF** the patient is contaminated, **ENSURE** the patient is wrapped in a linen sheet to contain the contamination during movement.
- H. **IF** the TVA ambulance is to be used, an EMT shall ride with the injured person.

**NOTE 3:** One TVA EMT from the Fire Protection Section or a nurse shall remain onsite at all times, except in life-threatening situations as determined by the site Physician or EMS Leader, in consultation with the SM.

<b>WBN</b>	<b>MEDICAL EMERGENCY RESPONSE</b>	<b>EPIP-10 Revision 11</b>  <b>Page 16 of 25</b>
------------	---------------------------------------	--

APPENDIX F  
(Page 2 of 2)  
EMS LEADER/EMT  
MEDICAL RESPONSE GUIDELINES<sup>1</sup>

- I. The EMT shall **CONTACT** the receiving hospital from the ambulance to provide an updated report and Estimated Time of Arrival.
  
- J. **OBTAIN** SM concurrence if a TVA ambulance is to be taken offsite, out-of-service, or when an employee treated by a TVA EMT is taken offsite for medical treatment due to service-related injury or illness.
  
- K. **ENSURE** necessary actions are taken for blood-borne pathogen controls at the accident scene. Assistance may be available from site Health Services. **ADVISE** the Incident Commander of clean-up status.



<b>WBN</b>	<b>MEDICAL EMERGENCY RESPONSE</b>	<b>EPIP-10 Revision 11</b>  <b>Page 17 of 25</b>
------------	---------------------------------------	--

APPENDIX G  
(Page 1 of 2)  
RADIOLOGICAL CONTROL (RADCON)  
MEDICAL RESPONSE GUIDELINES

INITIAL RESPONSE

- A. **ADVISE** the MERT of radiological conditions and **PROVIDE** radiological support (monitoring, dosimetry, contamination control).
- B. **ESTABLISH** contamination control zones to support the EMS effort.
- C. **COORDINATE** the collection of isotopic samples for analysis.
- D. **ASSIST** in onsite patient decontamination as indicated.

**NOTE 1:** Essential medical care takes priority over decontamination.

**NOTE 2:** If the person is severely injured, they will be transported directly to an agreement hospital. However, reasonable efforts should be made to reduce the exposure level from contamination to less than 500 mrem/hour at one foot. The patient shall be wrapped in a linen sheet to contain contamination. Avoid the use of plastics to prevent patient heat stress.

- E. **ACCOMPANY** the patient in the ambulance (for radiological conditions).
- F. **ADVISE** the SM if a REP Van needs to be dispatched to the hospital.
- G. Upon arrival at the hospital, **ADVISE** the hospital team leader or Radiation Safety Officer of your identity and offer assistance.
- H. Unless directed otherwise, **PROVIDE** general radiological support (i.e., establish checkpoint, perform surveys of personnel and equipment).

<b>WBN</b>	<b>MEDICAL EMERGENCY RESPONSE</b>	<b>EPIP-10 Revision 11</b>  <b>Page 18 of 25</b>
------------	---------------------------------------	--

APPENDIX G  
(Page 2 of 2)  
RADIOLOGICAL CONTROL (RADCON)  
MEDICAL RESPONSE GUIDELINES

- I. **FOLLOW-UP** on TLD process and isotopic analysis data to the hospital.
- J. **COLLECT** contaminated material from the hospital and take necessary actions for disposal. Transport of material shall be in accordance with the TVA Radiological Material Shipping Manual.
- K. Any personnel known or suspected of receiving radiation exposure in excess of the TVA occupational dose limits should be reported by RADCON to the TVA Physician Representative (refer to the Radiological Emergency Notification Directory, **REND**, Sec. K,). The **REND** is located in the TSC. The SM shall also be advised of the situation.

<b>WBN</b>	<b>MEDICAL EMERGENCY RESPONSE</b>	<b>EPIP-10 Revision 11  Page 19 of 25</b>
------------	---------------------------------------	---

APPENDIX H  
(Page 1 of 1)  
MEDICAL SERVICES (NURSE)  
MEDICAL RESPONSE GUIDELINES

- A. **PREPARE** to assist with patient care if the patient is brought to the site medical facility or onsite decontamination facility.
- B. **RESPOND** to the accident scene when requested, (Nuclear Security will provide an escort).
- C. **COORDINATE** radiological decontamination efforts with RADCON while onsite as the medical status permits.
- D. **ACCOMPANY** the EMT in the ambulance if needed.
- E. **IF** an emergency medical situation occurs at the Medical Station which requires EMT or ambulance assistance, **REQUEST** assistance using extension 3911. **IF** the situation is not of an emergency nature, the SM may be notified directly using a non-emergency phone number.

**NOTE 1** If an ambulance is to be used, an EMT shall ride with the injured person. A nurse may accompany the EMT.

**NOTE 2** One TVA EMT from the Fire Protection Section or a nurse shall remain onsite at all times, except in life-threatening situations as determined by the site physician or EMS Leader, in consultation with the SM.

**NOTE 3** Individuals who have received an acute whole body radiation exposure greater than 5 rem should have hematological studies performed to detect chromosomal aberrations or other changes in blood constituents. REACTS can provide this service and can be contacted at 9-1-865-576-3131 or 9-1-865-576-1005, by the attending physician.

<b>WBN</b>	<b>MEDICAL EMERGENCY RESPONSE</b>	<b>EPIP-10 Revision 11</b>  <b>Page 20 of 25</b>
------------	---------------------------------------	--

APPENDIX I (Page 1 of 1)  
NUCLEAR SECURITY/AUOs (on Standby)  
MEDICAL RESPONSE GUIDELINES

NUCLEAR SECURITY

A. **FACILITATE** emergency personnel and equipment movement through site areas, including control of the plant elevator as necessary.

B. **PROVIDE** crowd control (at accident scene and ambulance).

**NOTE** If helipad is to be used, stage a vehicle with emergency lights to aid in the identification of the landing area to the aircraft. DO NOT shine spotlights in the air at the aircraft and DO NOT approach the aircraft once landed. KEEP all bystanders away from aircraft. Flight crew will handle patient loading. If there is a nearby aerial obstruction (power line, power pole, illumination by spot light is recommended.

C. **COORDINATE** site access badging, TLD issuance, and escort needs with MERT members, support staff, and offsite responders.

D. **PROVIDE** vehicle escorts for ambulances arriving and departing the site as necessary.

E. **PROVIDE** escort for site Medical Services Staff from the Medical Station to the accident scene as required.

AUXILIARY UNIT OPERATORS

A. Available AUOs will report to the Service Building Fire Emergency Equipment Room, Elevation 729 and WAIT for instructions from the Incident Commander.

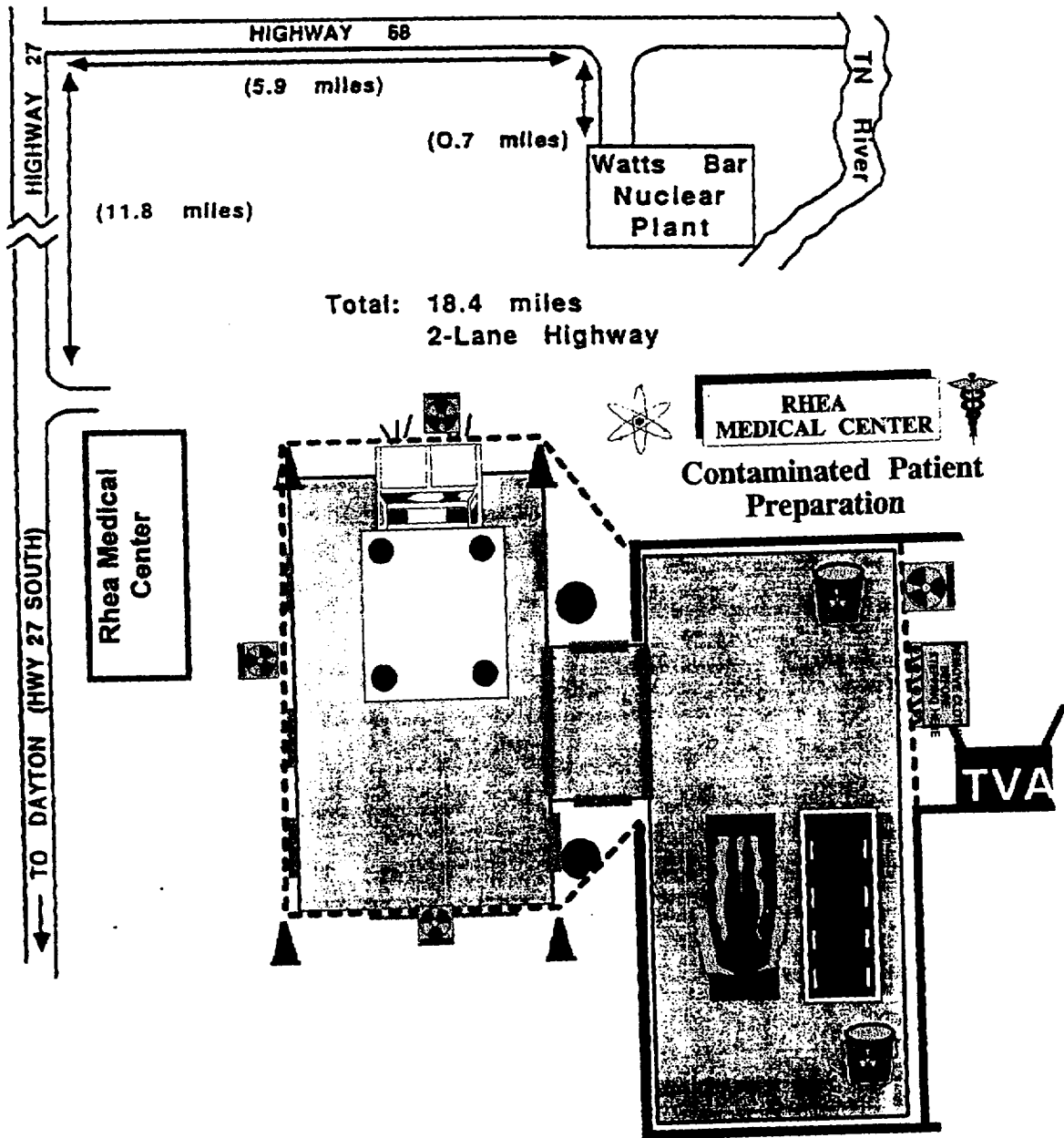
B. Anticipate the following needs:

- Delivery of equipment and supplies to the MERT (stretchers, etc.).
- Assistance on securing/operating elevators.
- Assistance with plant equipment as related to the emergency response.
- Prepare to dress-out if you may be used in the control zone or for aid in passing a contaminated patient onto an awaiting stretcher.

WBN	MEDICAL EMERGENCY RESPONSE	EPIP-10 Revision 11  Page 21 of 25
-----	-------------------------------	---

APPENDIX J (Page 1 of 3)

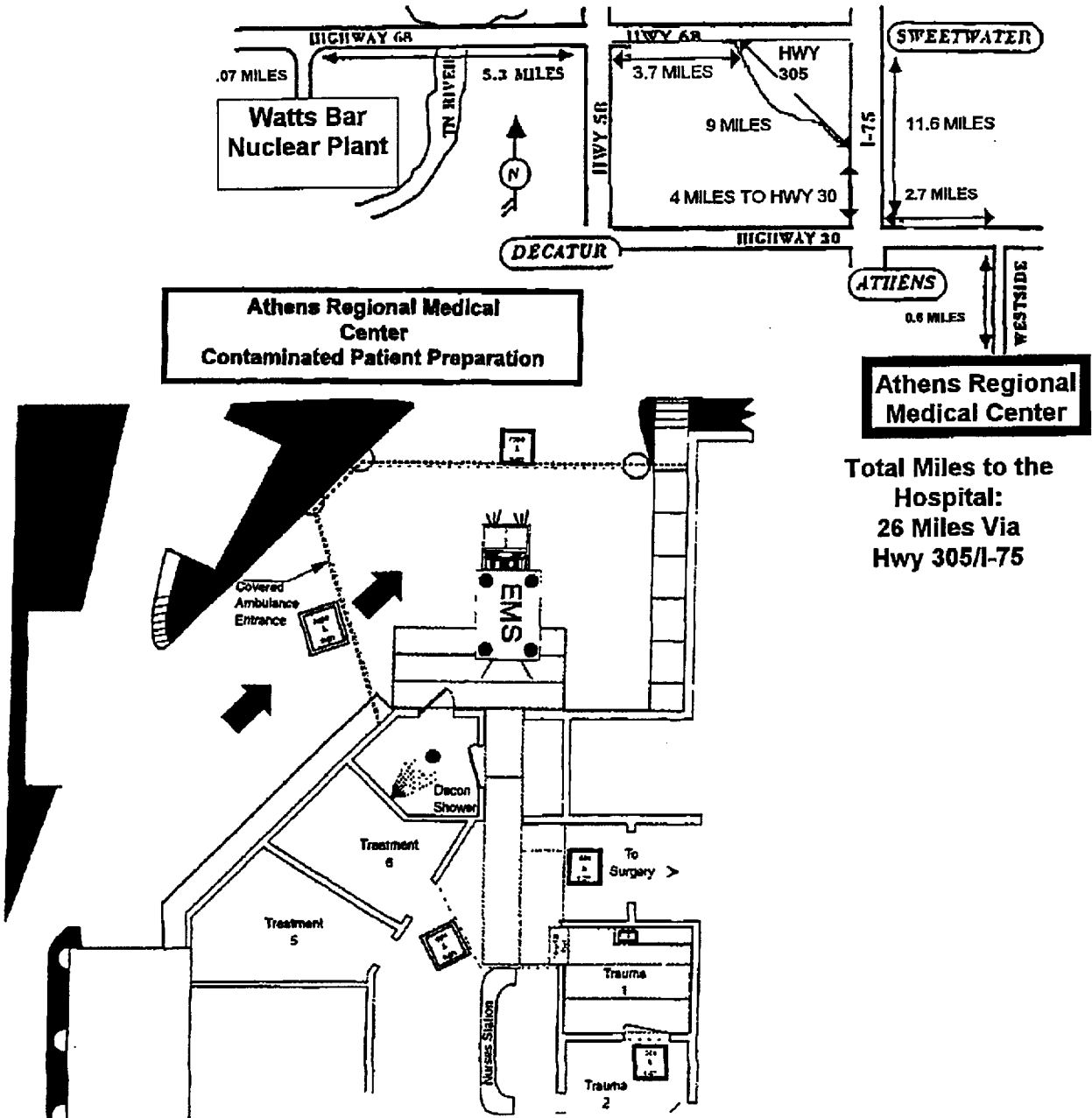
WATTS BAR TO RHEA MEDICAL CENTER



WBN	MEDICAL EMERGENCY RESPONSE	EPIP-10 Revision 11  Page 22 of 25
-----	----------------------------	---

APPENDIX J (Page 2 of 3)

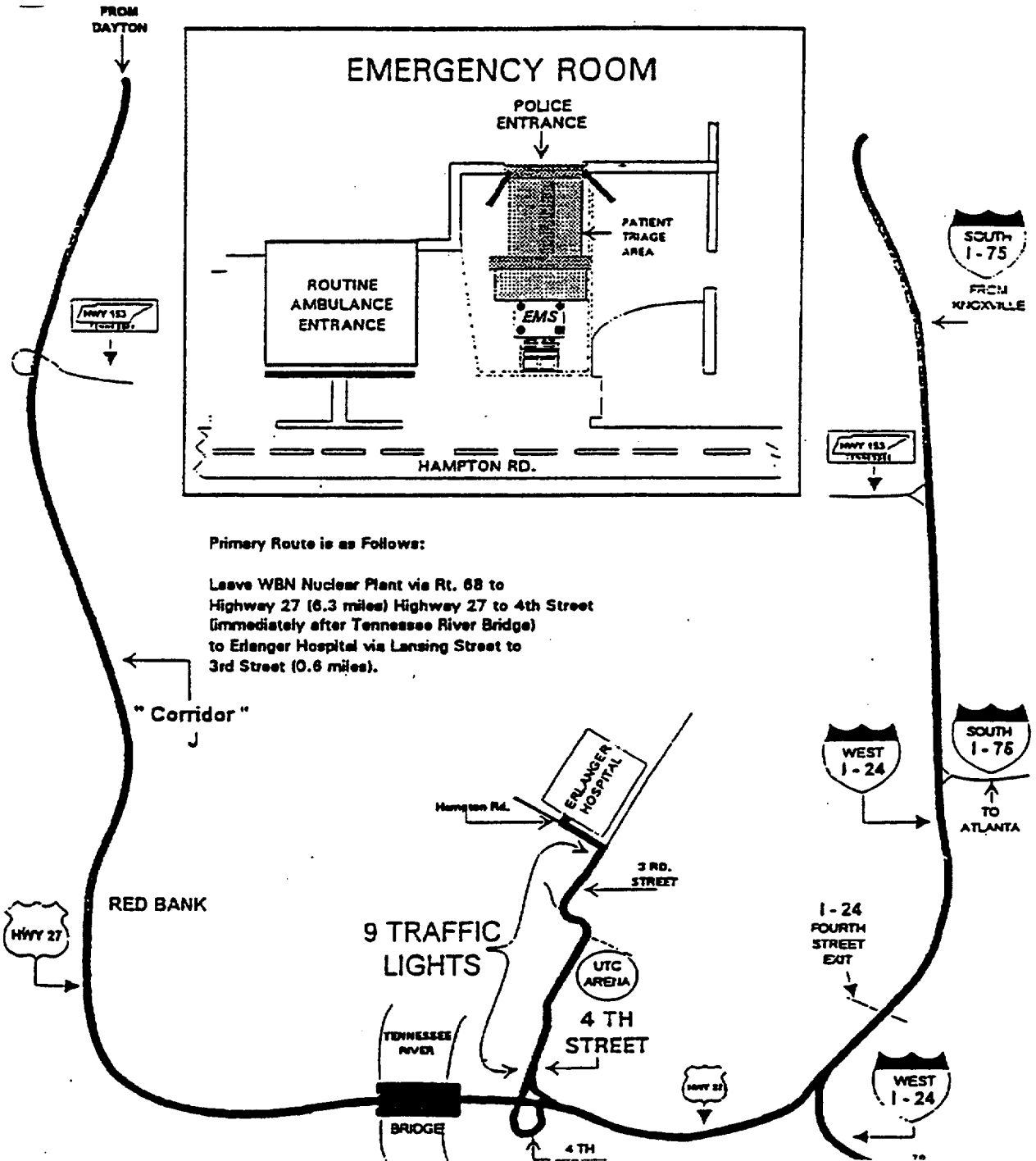
WATTS BAR TO ATHENS REGIONAL MEDICAL CENTER



WBN	MEDICAL EMERGENCY RESPONSE	EPIP-10 Revision 11  Page 23 of 25
-----	----------------------------	---

APPENDIX J (Page 3 of 3)

WATTS BAR TO ERLANGER MEDICAL CENTER AREA



<b>WBN</b>	<b>MEDICAL EMERGENCY RESPONSE</b>	<b>EPIP-10 Revision 11</b>  <b>Page 24 of 25</b>
------------	---------------------------------------	--

**APPENDIX K  
(Page 1 of 1)  
BLOOD CLEAN-UP AT WATTS BAR NUCLEAR PLANT**

Fire Operations Personnel have the responsibility of cleaning up accidentally spilled blood on site.

The following methods are to be used in cleaning up spilled blood:

**Accidentally spilled blood in plant (including Stainless Steel piping).**

1. Wipe up blood, using damp cloth.
2. Wipe spill area with cloth fully saturated (wet) with Osyl Disinfectant "USE CODE II", diluted to proper strength solution (see Osyl container for dilution ratio).
3. Let stand for ten (10) minutes, maintaining a damp surface.
4. Let area dry. Do not wipe up.
5. Place all clean-up materials in a "Bio-Hazard" marked disposable bag.
6. Take "Bio-Hazard" bag to Site Medical Services for disposal.
7. Notify Chem-Lab and have them do a swipe test per CEM-601.  
(If blood spilled on Stainless Steel Piping)
8. If swipe test does not meet CEM-601 specs, re-do steps needed until acceptable limits are met.



<b>WBN</b>	<b>MEDICAL EMERGENCY RESPONSE</b>	<b>EPIP-10 Revision 11  Page 25 of 25</b>
------------	---------------------------------------	---

**SOURCE NOTES**

Page 1 of 1

- 1 MC-84082700005015, MSC-02387, Onsite Ambulance complete and in service. Section Appendix F (pages 1-2). Also see EPIP-12, Appendix B.
- 2 ANSI Standard N.18.7-1976 EIPs will contain the following Subsection 5.3.9.301 POI elements.
- 3 WBPER 960582 Change references from SSP-12.09 to SPP-3.01.