











LEGEND:

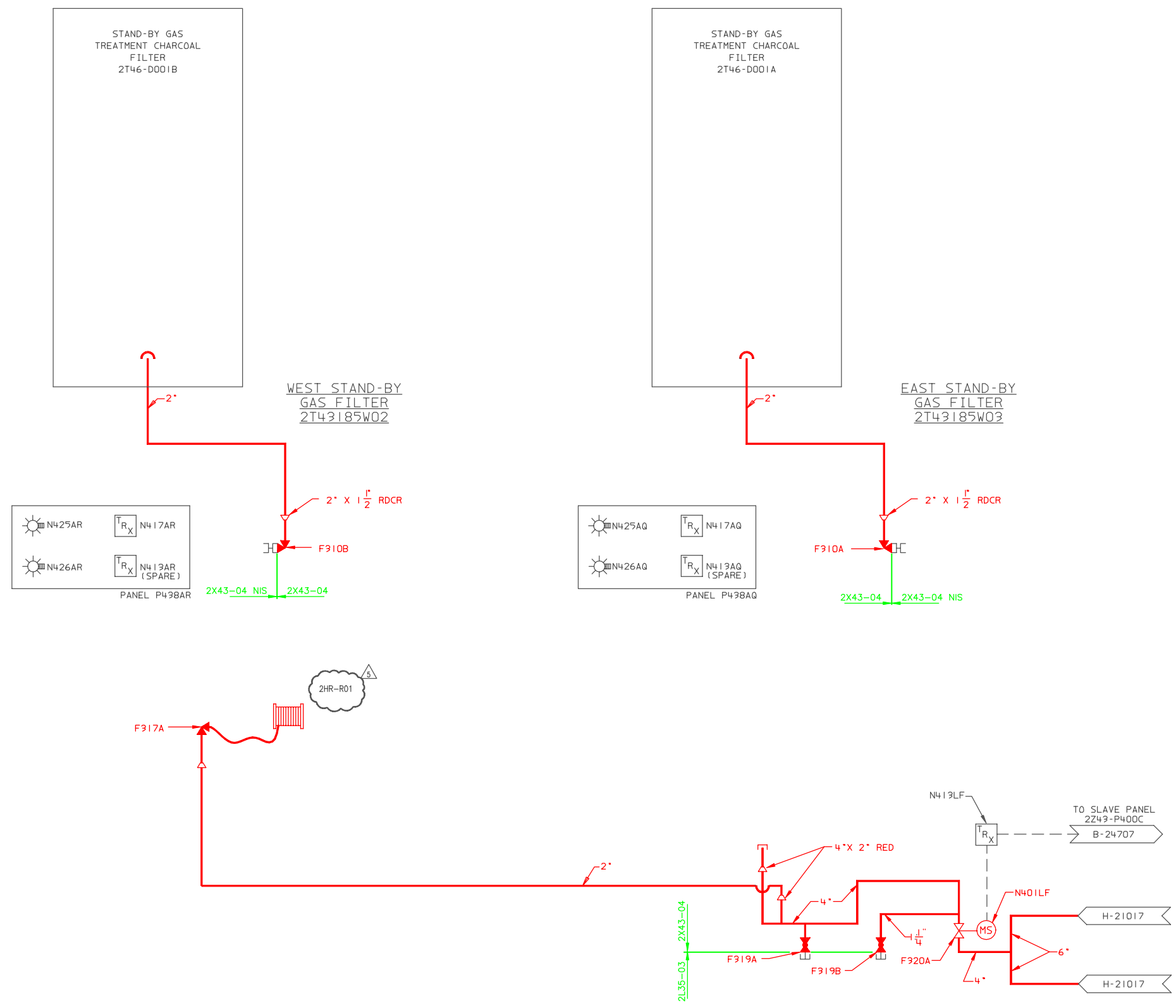
-  OS&Y VALVE (NO)
-  GLOBE VALVE (NC)
-  HOSE REEL
-  CAP
-  ANGLE VALVE WITH HOSE ADAPTER
-  ANGLE VALVE
-  REDUCER
-  INDICATING LIGHT
-  ADDRESSABLE INTERFACE MODULE
-  MONITOR SWITCH

NOTES:

1. ALL PIPING SHOWN ON THIS DRAWING IS IN COMPLIANCE WITH PURCHASE ORDER PEHA-100.
2. ALL MPL NO.'S ON THIS DRAWING ARE TO BE PRECEDED BY 2T43 UNLESS OTHERWISE NOTED.

REFERENCES:

- H-21204 UNIT 2 - INDEX-FIRE PROTECTION & DETECTION SYSTEMS
- SX-14522 INSTRUCTION-FIRE PROTECTION SPRINKLER SYSTEM
- S-50511 FIRE PROTECTION-SPRAY/SPRINKLER SYSTEM-4" SUPPLY TO UNIT2 STAND-BY GAS.
- S-50080 FIRE PROTECTION-SPRAY/SPRINKLER SYSTEM-HVAC ROOM UNIT 2 PLAN AB.EL.164' & HANGERS.
- S-50081 FIRE PROTECTION-SPRAY/SPRINKLER SYSTEM-REACTOR & RADWASTE BUILDING-FIRE PROTECTION SYSTEM-P&ID
- H-21017 REACTOR BUILDING FIRE PROTECTION SYSTEM-SECTIONS
- S-50266 FIRE PROTECTION-SPRINKLER SYSTEM-HANGERS FOR HVAC UNIT 2 & 8" SUPPLY HANGERS FOR UNIT 2.
- B-24622 FIRE PROTECTION FCD. SYSTEM NO. 2T43185W02
- B-24623 FIRE PROTECTION FCD. SYSTEM NO. 2T43185W03
- B-24707 FIRE PROTECTION FCD. SYSTEM NO. 2T43185W05



BOUNDARY DIAGRAM NO.: 2X43-B01-21
FUNCTION(S) NO.: 2X43-04
 PREPARED BY: M D STEPHENS
 DATE: 2/6/98
 REVIEWED BY: ALEX MORRISON
 DATE: 7/13/98

LICENSE RENEWAL DOCUMENT

MPL NO. 2T43 ACAD14 HL50036



LICENSE RENEWAL SCREENING FOR INFORMATION ONLY

EDWIN I. HATCH NUCLEAR PLANT No.2
 FIRE PROT - PIPING
 P&ID - STANDBY GAS TRT FLTRS

Revision: A Date: 10-22-99
 APPROVED, ISSUED PER LICENSE RENEWAL BOUNDARY PACKAGES. DRAWING CREATED FROM H-50036, REV.5; BY TRM.

BY	CHK'D	APPR'D	LOCATION	DOCUMENT NUMBER	REVISION
TRM	LCF				
DATE	SCALE		10-502	HL-50036	A
TRM	MDS	ASK			