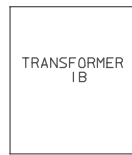
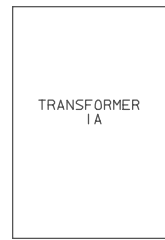
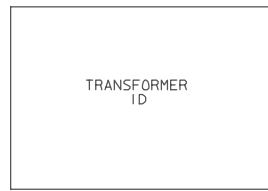


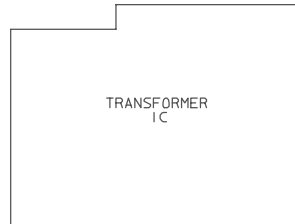
96811-7H



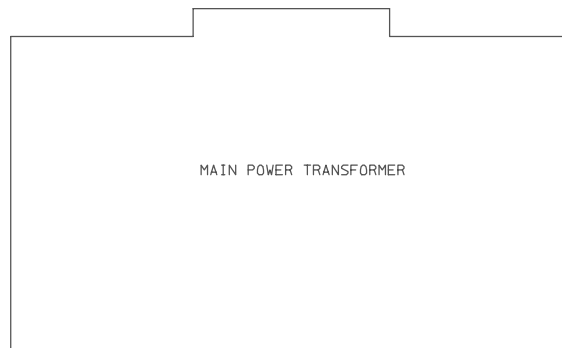
1X43129W02
AUX XFMR IA & IB



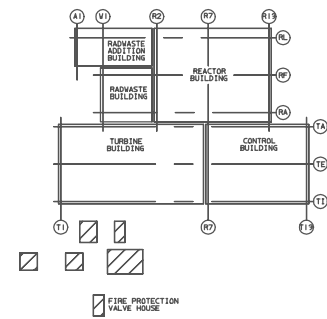
1X43129W04
START-UP AUX XFMR ID



1X43129W03
START-UP AUX XFMR IC



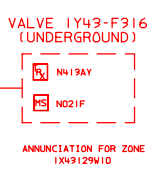
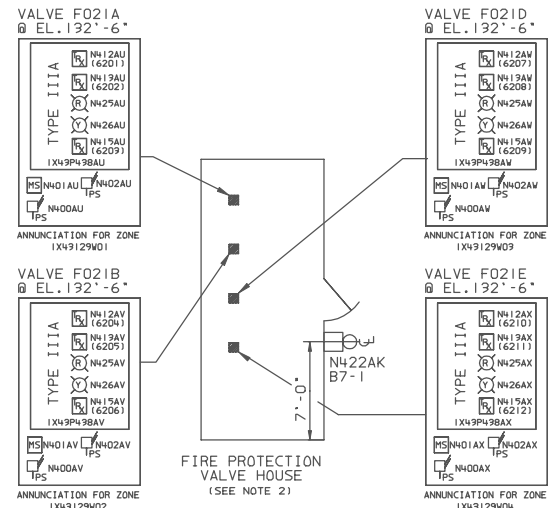
1X43129W01
MAIN POWER XFMR



KEY PLAN

- NOTES:
1. UNLESS OTHERWISE NOTED, ALL MPL NUMBERS SHALL BE PREFIXED BY 1X43.
 2. ZONES SHOWN ARE FOR UNIT 1.
 3. FOR GENERAL NOTES AND LEGEND SEE DWG. H-11895.
 4. FOR HOSE STATION AND EXTINGUISHER LOCATIONS, SEE FHA DRAWING H-11890.

- REFERENCES:
- H-11902 FIRE PROTECTION P&ID SHEET 1 THRU 4
 - H-11850 FIRE HAZARDS ANALYSIS
 - H-13869 CONDUIT PLAN - 24KV SWITCHYARD
 - S-51109 REV. A FIRE PROTECTION MULTIPLEX SYSTEM O&M MANUAL
 - S-51110 MULTIPLEX RTU MOUNTING DETAILS
 - S-51111 MULTIPLEX RTU INTERNAL WIRING DIAGRAMS



BOUNDARY DIAGRAM NO.: 1X43-B06-15
 FUNCTION(S) NO.: 1X43-06
 PREPARED BY: M. D. STEPHENS
 DATE: 03-19-98
 REVIEWED BY: ALEX MORRISON
 DATE: 07-15-98

LICENSE RENEWAL DOCUMENT

ACAD14		HL11895	
SOUTHERN COMPANY			
LICENSE RENEWAL SCREENING FOR INFORMATION ONLY			
EDWIN I. HATCH NUCLEAR PLANT No.1 EQUIPMENT LAYOUT DRAWINGS FIRE DETECTION/SUPPRESSION MULTIPLEX SYS. 1X43 TRANSFORMER SWITCH YARD			
Revision: A	Date: 12-28-99		
APPROVED, ISSUED PER LICENSE RENEWAL BOUNDARY PACKAGES DRAWING CREATED FROM H-11895, REV. 1; BY ECB			
BY: ECB	CHK'D: LCF	LOCATION: 10-502	DOCUMENT NUMBER: HL-11895
DATE: ECB	MDS	ASK	REVISION: A
SCALE: 3/16"=1'-0"			