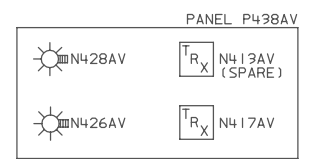
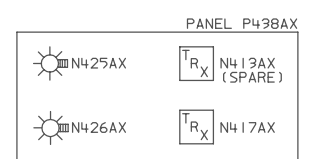


A  
B  
C  
D  
E  
F  
G  
H  
J

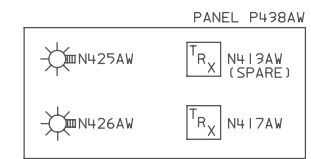
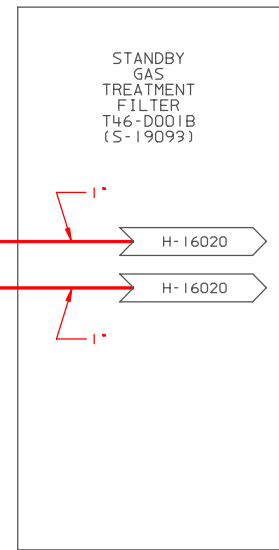
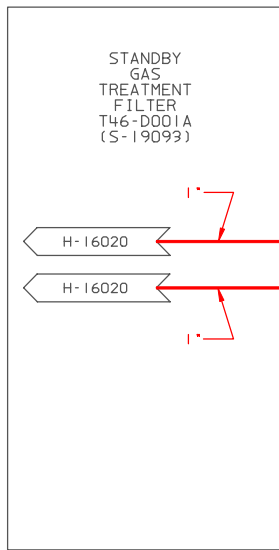
- LEGEND**
- O.S.&Y. VALVE (N.O.)
  - GLOBE VALVE (N.C.)
  - PLUG OR CAP
  - MONITOR SWITCH
  - ANGLE VALVE
  - O.S.&Y. VALVE (N.C.)
  - CHECK VALVE
  - REDUCER
  - HOSE COUPLING
  - INDICATOR LIGHT
  - ADDRESSABLE INTERFACE MODULE
  - HOSE REEL



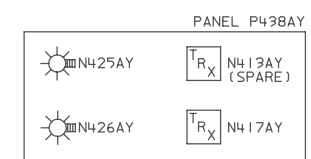
SYSTEM NO. 1T43164W08



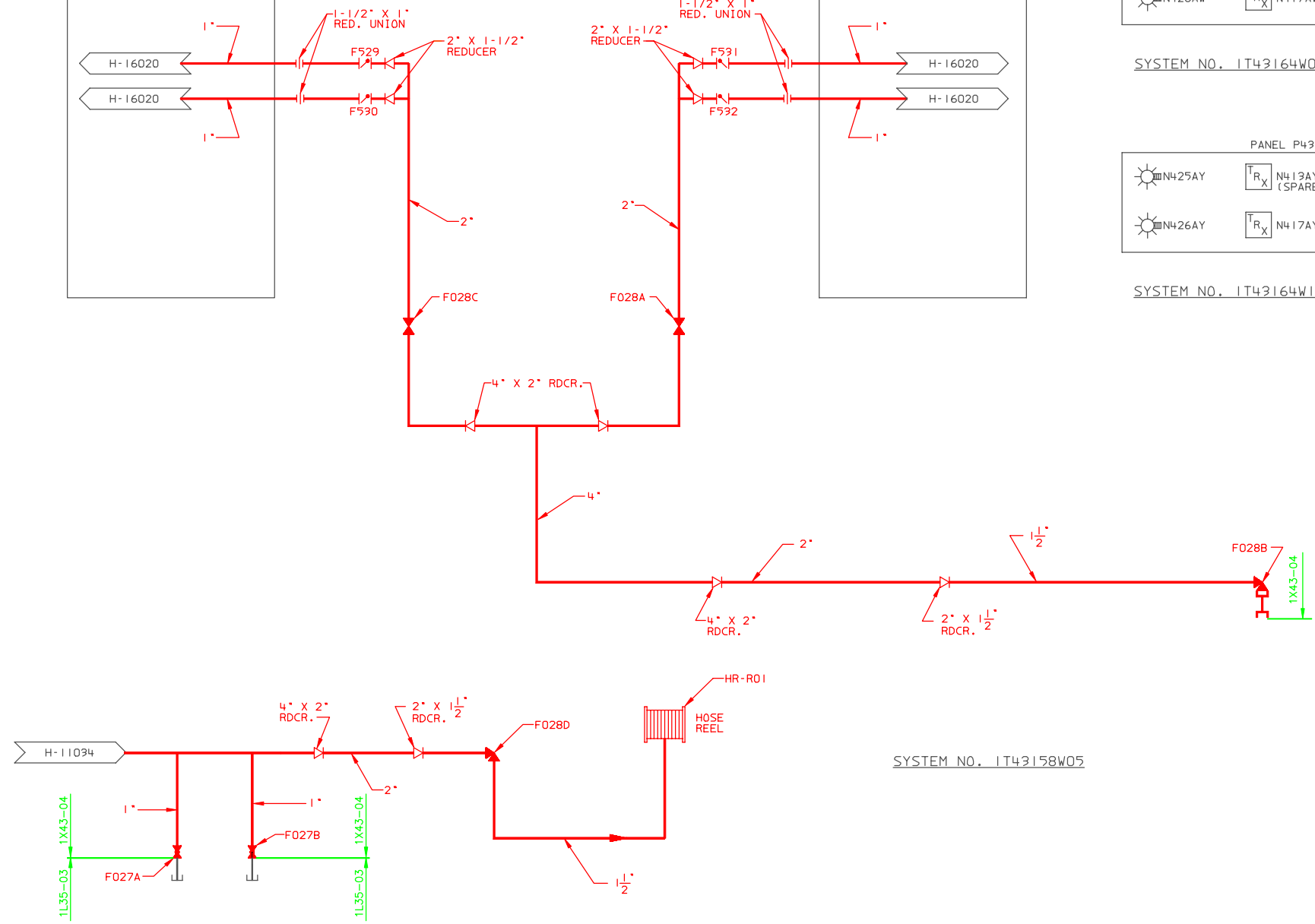
SYSTEM NO. 1T43164W10



SYSTEM NO. 1T43164W09



SYSTEM NO. 1T43164W11



**NOTES:**

- ALL MPL NUMBERS ARE PRECEDED BY 1T43 UNLESS OTHERWISE NOTED.

- REFERENCES:**
- B-11891 FIRE PROTECTION FCD - ZONE 1T43158W05
  - B-11899 FIRE PROTECTION FCD - ZONE 1T43164W08
  - B-11840 FIRE PROTECTION FCD - ZONE 1T43164W09
  - B-11841 FIRE PROTECTION FCD - ZONE 1T43164W10
  - B-11842 FIRE PROTECTION FCD - ZONE 1T43164W11
  - H-11094 FIRE PROTECTION - REACTOR & RADWASTE BUILDINGS
  - H-11155 PIPING SECTION "A-A", "B-B", "C-C" & "D-D" IN REACTOR & RADWASTE BUILDINGS
  - S-19093 STAND-BY GAS SYSTEM MOD. N-132
  - S-50263 FIRE PROTECTION - ISOMETRIC & HANGER DETAIL TO SYSTEM 1T43164W01 & W09 HVAC ROOM N. & S. SYSTEM
  - S-50278 FIRE PROTECTION - SPRAY / SPRINKLER SYSTEM - 4" SUPPLY TO UNIT 1 STAND-BY GAS
  - SX-14522 INSTRUCTION MANUAL

**BOUNDARY DIAGRAM NO.: 1X43-B01-21**  
**FUNCTION(S) NO.: 1X43-04**  
 PREPARED BY: M D STEPHENS  
 DATE: 2/5/98  
 REVIEWED BY: ALEX MORRISON  
 DATE: 7/13/98

**LICENSE RENEWAL DOCUMENT**

1T43 ACAD14 HL1137401



**LICENSE RENEWAL SCREENING FOR INFORMATION ONLY**

EDWIN I. HATCH NUCLEAR PLANT No.1  
FIRE PROTECTION - P&ID - STAND - BY  
GAS TREATMENT FILTER SYSTEM

Revision: A Date: 10-26-99  
 APPROVED, ISSUED PER LICENSE RENEWAL BOUNDARY PACKAGES. DRAWING CREATED FROM H-11374, REV.8; BY TRM.

BY	CHK'D	APPR'D	DATE	DESIGNED	SCALE	LOCATION	DOCUMENT NUMBER	REVISION
TRM	MDS	ASK		LCF	None	10-502	HL-11374	A