
Document Update Notification

COPYHOLDER NO: **103**

TO: **NRC - WASHINGTON**

ADDRESS: **DOC CNTRL DESK MAIL STOP OP1-17
WASHINGTON DC 20555**

DOCUMENT NO: **OP-1903.065**

TITLE: **EMERGENCY RESPONSE FACILITY
TECHNICAL SUPPORT CENTER (TSC)**

REVISION NO: **015-00-0**

CHANGE NO: **AP-15**

SUBJECT: **NEW REVISION**



*If this box is checked, please sign, date, and return transmittal
in envelope provided.*



ANO-1 Docket 50-313



ANO-2 Docket 50-368

Signature

Date

A045

**ENTERGY OPERATIONS INCORPORATED
ARKANSAS NUCLEAR ONE**

TITLE: Emergency Response Facility Technical Support Center (TSC) SET # 103	PROC/WORK PLAN NO. 1903.065	CHANGE NO. 015-00-0
	WORK PLAN EXP. DATE n/a	TC EXP. DATE n/a
	SAFETY-RELATED <input checked="" type="checkbox"/> YES <input type="checkbox"/> NO	IPTE <input type="checkbox"/> YES <input checked="" type="checkbox"/> NO
	TEMP ALT <input type="checkbox"/> YES <input checked="" type="checkbox"/> NO	

When you see the **TRAP** use the **TOOLS!!**

Time Pressure	Self Check
Distraction/Interruption	Peer Check
Multiple Tasks	3-Part Communication
Over Confidence	Pre-Evolution Briefs
Vague or Interpretive Guidance	Knowledge
First Shift/Last Shift	Placekeeping
Peer Pressure	STAR
Change/Off Normal	Procedures
Physical Environment	
Mental Stress (Home or Work)	

VERIFIED BY	DATE	TIME
_____	_____	_____
_____	_____	_____
_____	_____	_____
_____	_____	_____
_____	_____	_____
_____	_____	_____
_____	_____	_____
_____	_____	_____
_____	_____	_____
_____	_____	_____

FORM TITLE: VERIFICATION COVER SHEET	FORM NO. 1000.006A	CHANGE NO. 047-04-0
--	-----------------------	------------------------

ENTERGY OPERATIONS INCORPORATED ARKANSAS NUCLEAR ONE

59 of 68

TITLE: Emergency Response Facility Technical Support Center (TSC)	PROC/WORK PLAN NO. 1903.065	CHANGE NO. 015-00-0
---	--------------------------------	------------------------

<input checked="" type="checkbox"/> PROCEDURE	<input type="checkbox"/> WORK PLAN, EXP. DATE <u>n/a</u>	PAGE <u>1</u> OF <u>1</u>
---	--	---------------------------

TYPE OF CHANGE:				
<input type="checkbox"/> NEW	<input checked="" type="checkbox"/> REVISION	<input type="checkbox"/> PC	<input type="checkbox"/> TC	<input type="checkbox"/> DELETION
Procedure or Work Plan		<input type="checkbox"/> EZ	EXP. DATE: _____	

AFFECTED SECTION: (Include step # if applicable)	DESCRIPTION OF CHANGE: (For each change made, include sufficient detail to describe reason for the change.)
Step 6.2.4.F	Added the "Notification Communicator" to be included in the personnel for operability of the TSC.
Position Guide B Task B-1 step 4	Added note prior to step 4.a to explain how the team tracker telephone works. Changed steps 4 a,b and c to the updated instructions for using the cordless headset.
Position Guide F step 3.a.1	Deleted "NOTE: As noted in"" and replaced it with "In accordance with Procedure 1903.030,". Deleted "decision has been made to evacuate non-essential personnel" and replaced it with "declaration of a SAE or higher emergency class."
Position Guide F Task F-5 Page 1 of 2.	Moved step 10 from the following page to this page.
Position Guide F Task F-5 step 10.D Page 2 of 2.	Deleted the OSC from the list of facilities that will receive the fax. Added "If using the DEF/VS for notifications, this is done automatically."
Form 1903.065A	Deleted note at top of page and incorporated it into first statement. Added the statement "Steps 1 and 2 should be performed as soon as possible. Use attached floor diagram of the TSC for location of stations." Changed step 5 to step 1 and step 6 to step 2. After step 2 added the statement "Steps 3 through 7 may be performed by the RP technician. The TSC Support Superintendent should ensure that the checklist is completed within approximately 1 hour after the TSC is operable. If a release is know to exist, then step 3 should be performed as soon as possible." Moved step 7 to step 3. Renumbered the remaining steps. Added clarification instructions to step 3. Moved the signature bar from the left side to the right side of the instructions.
Form 1903.065C Page 1 of 2	Deleted Note at top of page and incorporated into step 2. Changed note after step 3 into step 4. Renumbered as appropriate. Moved signature bar to right side of instructions.
Form 19093.065C Page 2 of 2	Deleted label "13. Deleted" and renumber label 14 to label 13 and made appropriate change to the drawing.
Form 1903.065E	Added "Notifications Communicator" to the staffing form to be sent to the EOF.

FORM TITLE: DESCRIPTION OF CHANGE	FORM NO. 1000.006C	CHANGE NO. 047-04-0
---	-----------------------	------------------------

PROC./WORK PLAN NO. 1903.065	PROCEDURE/WORK PLAN TITLE: EMERGENCY RESPONSE FACILITY TECHNICAL SUPPORT CENTER (TSC)	PAGE: 1 of 63 CHANGE: 015-00-0
--	--	---

TABLE OF CONTENTS

<u>SECTION</u>	<u>PAGE NO.</u>
1.0 PURPOSE	3
2.0 SCOPE	3
3.0 REFERENCES	3
4.0 DEFINITIONS	4
5.0 RESPONSIBILITY AND AUTHORITY	5
6.0 INSTRUCTIONS	6
6.1 TSC Description	6
6.2 TSC Activation	6
6.3 TSC Staffing	7
6.4 Turnover	8
6.4.1 TSC Director	8
6.4.2 TSC Staff	9
6.5 Secondary TSC	9
[6.6 (P-16243) Severe Accident Management	9]
7.0 ATTACHMENTS AND FORMS	10
7.1 ATTACHMENTS	
Attachment 1 - Position Guides and Task Assignments for the TSC Staff	11
Position Guide A - Engineering Manager	12
Task A1 - Plant Assessment Support	16
Task A2 - Reactor Engineering Support	17
Task A3 - TSC Engineering Support	18
Position Guide B - Maintenance Manager	19
Task B1 - Team Tracking Board Communicator (TSC).....	23
Position Guide C - Operations Manager	24
Task C1 - Operations Support	28
Task C2 - OSC Operations Support	29
Position Guide D - Radiation Protection & Radwaste Manager .	30
Task D1 - Dosimetry	34
Task D2 - Radwaste Support	35
Position Guide E - TSC Director	36

PROC./WORK PLAN NO. 1903.065	PROCEDURE/WORK PLAN TITLE: EMERGENCY RESPONSE FACILITY TECHNICAL SUPPORT CENTER (TSC)	PAGE: 2 of 63 CHANGE: 015-00-0
---	---	---

Position Guide F - TSC Support Supt	42
Task F1 - Security	47
Task F2 - Administrative Services	48
Task F3 - Computer Maintenance/Software Support	49
Task F4 - TSC EAL Reviewer	50
Task F5 - TSC Notifications Communicator	51
Task F6 - TSC Status Board Communicator	53
Task F7 - TSC ENS Communicator	54

7.2 FORMS

7.2.1	Form 1903.065A - "TSC Activation Checklist"	55
7.2.2	Form 1903.065B - DELETED	
7.2.3	Form 1903.065C - "Secondary TSC Activation Checklist"	58
7.2.4	Form 1903.065D - "TSC Director Status Update Guide"	60
7.2.5	Form 1903.065E - "TSC Position Staffing Form"	63

PROC./WORK PLAN NO. 1903.065	PROCEDURE/WORK PLAN TITLE: EMERGENCY RESPONSE FACILITY TECHNICAL SUPPORT CENTER (TSC)	PAGE: 3 of 63 CHANGE: 015-00-0
---	---	---

1.0 PURPOSE

The purpose of this procedure is to describe the Technical Support Center (TSC) and the role of this facility when activated during an emergency at ANO.

2.0 SCOPE

This procedure includes the physical description of the TSC along with the instructions for activating and operating the facility. In addition, the responsibilities of each ERO position assigned to this facility are described in the form of position guides and/or tasks.

3.0 REFERENCES

3.1 REFERENCES USED IN PROCEDURE PREPARATION:

- 3.1.1 Emergency Plan
- 3.1.2 NUREG-0737, Supp. 1 - Requirements for Emergency Response Capability
- 3.1.3 Framatome Technologies, Inc. letter ESC-96-566 dated October 21, 1996.
- 3.1.4 NEI 91-04, Revision 1 - Severe Accident Issue Closure Guidelines

3.2 REFERENCES USED IN CONJUNCTION WITH THE PROCEDURE:

Emergency Telephone Directory

3.3 RELATED ANO PROCEDURES:

Procedure 1903.030, "Evacuation"

3.4 REGULATORY CORRESPONDENCE CONTAINING NRC COMMITMENTS WHICH ARE IMPLEMENTED IN THE PROCEDURE:

NOTE

Throughout procedure commitments are denoted by **[BOLD]**

- 3.4.1 P-4193 (OCAN038313) - Response to IR 313/8211; 368/8209: All TSC personnel to have TLDs. Position Guide D, Step D.2.u
- 3.4.2 P-16243 (OCAN129803) - Severe Accident Management Implementation Completion: Sections 4.8, 4.9, 6.6; Position Guide A, step D.3.d; Task A-2, step 7; Task A-3, step 7; Position Guide C, step D.3.e; Position Guide E, section D; Task Guide F-4, step 10.
- 3.4.3 P-1457 (OCAN079009) - Response to IR 313/9008; 368/9008 Weakness 06 - Status Board Communicators: Qualifications and Training. Position Guide E, Task F-6
- 3.4.4 P-1460 (OCAN079009) - Response to IR 313/9008; 368/9008 Weakness 04 - Radiation Protection and Radwaste Manager relocated to TSC. Position Guide D
- 3.4.5 P-1462 (OCAN079009) - Response to IR 313/9008; 368/9008 Weakness 04 - Engineering Manager has assigned

PROC./WORK PLAN NO. 1903.065	PROCEDURE/WORK PLAN TITLE: EMERGENCY RESPONSE FACILITY TECHNICAL SUPPORT CENTER (TSC)	PAGE: 4 of 63 CHANGE: 015-00-0
---------------------------------	---	-----------------------------------

- responsibility to assist the TSC Director. Position Guide A
- 3.4.6 P-1464 (0CAN079009) - Response to IR 313/9008; 368/9008 Weakness 01 - EAL Reviewer to support ED&C function in ERO. Position Guide F, Task Guide F-4 Step 6 & 7.
- 3.4.7 P-4978 (0CAN068104) - Response to IR 313/81-13; 368/81-11 - Status Board Communicator will be assigned to TSC. Position Guide F, Task Guide F-6
- 3.4.8 P-7899 (0CAN058701) - Response to Deficiency 313;368/8710-01 Turnover of Emergency Direction and Control. Upon turnover of ED&C, the responsibilities for Notifications and Protective Action Recommendations shall not be split between two facilities. Section 4 Step 4.2.
- 3.4.9 P-9459 (0CAN058411) - Offsite monitoring data exchange from TSC to ADH prior to ECC (STSC) Staffing. Position Guide F, Task F-5 Step 8.
- 3.4.10 P-9475 (0CAN048312) - Staff of the TSC will include communications operator and status board keeper. Position Guide F, Task Guide F-5, F-6 and F-7.
- 3.4.11 P-10766 (0CAN068320) - One individual shall be responsible to recommend PARs and that this individual shall be the highest level of authority. This is the individual with Emergency Direction and Control. Section 4 Step 4.2, Step 6.2.5 and Position Guide E Section D Emergency Direction and Control

4.0 DEFINITIONS

- 4.1 Control Room - Either of two facilities (Unit One or Unit Two) which directs and controls emergency actions, as necessary, following the initial declaration of an emergency. The Control Room(s) are staffed in accordance with Table B-1 of the ANO Emergency Plan.
- [4.2 (P-7899, P-10766) Emergency Direction and Control - Overall direction of facility response which must include the non-delegable responsibilities for the decision to notify and to recommend protective actions to Arkansas Department of Health personnel and other authorities responsible for offsite emergency measures. With activation of the EOF, the EOF Director typically assumes the responsibility for Emergency Direction and Control. The management of on-site facility activities to mitigate accident consequences remains with the TSC Director in the Technical Support Center. The Shift Superintendent retains responsibility for the Control Room and plant systems operations.]
- 4.3 Emergency Operations Facility (EOF) - The near-site emergency response facility located approximately 0.65 miles northeast of the reactor buildings. This facility serves dually as the training center for ANO personnel.

PROC./WORK PLAN NO. 1903.065	PROCEDURE/WORK PLAN TITLE: EMERGENCY RESPONSE FACILITY TECHNICAL SUPPORT CENTER (TSC)	PAGE: 5 of 63 CHANGE: 015-00-0
---	---	---

4.4 Initial Response Staff (IRS) - The emergency organization primarily composed of plant staff personnel which must be able to augment the onsite plant personnel in accordance with Table B-1 of the Emergency Plan.

4.5 Technical Support Center (TSC) - The emergency response facility located on the 3rd floor of the ANO Administration Building. This facility is equipped with the necessary instrumentation and communication systems for monitoring the course of an accident and formulating corrective and recovery action plans. Additional information concerning this facility is included within this procedure.

4.6 Operational Support Center (OSC) - The emergency response facility located in the ANO Maintenance Facility. This facility provides the support for coordinating the following functions:

Onsite Radiological Monitoring, Maintenance, Nuclear Chemistry, Emergency Medical Support and Fire Fighting Support.

The OSC also serves as the assembly point and briefing area for the rescue/repair and damage control teams.

4.7 Emergency Response Organization (ERO) - The organization which is composed of the IRS, the EOF staff, the TSC staff, the OSC staff, and the Emergency Team members. It has the capability to provide manpower and other resources necessary for immediate and long-term response to an emergency situation.

[4.8 (P-16243) Severe Accident - A plant event that can be categorized in one of two ways: 1) An event where it is known with certainty that core damage beyond design basis analysis goals and assumptions has occurred, or 2) An event where there is a significant amount of uncertainty concerning the degree to which the core has been damaged.]

[4.9 (P-16243) Severe Accident Management Guidelines (SAMG) - ANO-specific guidance developed to assist the plant operating and technical staff in implementing strategies for the best use of the existing plant capabilities to diagnose, respond to, and recover from a severe accident.]

5.0 RESPONSIBILITY AND AUTHORITY

5.1 Position Guides and Task Assignments detailing the responsibilities of those ERO positions assigned to the Technical Support Center are provided in Attachment 1. Responsibilities for the Emergency Teams/Groups and the Fire Brigade are listed in the appropriate procedures and are not included within the scope of this procedure. These procedures include:

5.1.1 Procedure 1015.007, "Fire Brigade Organization and Responsibilities"

5.1.2 Procedure 1903.033, "Protective Action Guidelines for Rescue/Repair and Damage Control Teams"

5.1.3 Procedure 1904.010, "Duties of the Initial Dose Assessor"

5.1.4 Procedure 1904.011, "Duties of the Dose Assessment Team"

PROC./WORK PLAN NO. 1903.065	PROCEDURE/WORK PLAN TITLE: EMERGENCY RESPONSE FACILITY TECHNICAL SUPPORT CENTER (TSC)	PAGE: 6 of 63 CHANGE: 015-00-0
--	---	---

5.1.5 Procedure 1903.042, "Duties of the Emergency Medical Team"

5.1.6 Procedure 1903.043, "Duties of the Emergency Radiation Team"

5.2 The TSC Director is responsible for ensuring that the TSC is setup in accordance with form 1903.065A, "TSC Activation Checklist".

6.0 INSTRUCTIONS

6.1 TSC DESCRIPTION

The TSC is located on the 3rd Floor of the Arkansas Nuclear One Administration Building. This emergency response facility is equipped with the necessary instrumentation to monitor the course of an accident. It also serves as the primary location for coordinating the technical support activities in response to an incident. A floor diagram of the TSC is included as a part of Form 1903.065A.

6.2 TSC ACTIVATION

6.2.1 The Emergency Response Organization (ERO) will begin activating following the initial announcement of an Alert, Site Area or General Emergency by the Shift Superintendent.

6.2.2 The goal is for the TSC to be operational within one (1) hour following the declaration of an Alert, Site Area or General Emergency.

6.2.3 The TSC Director is responsible for ensuring that the TSC is set up in accordance with the guidance established on Form 1903.065A, "TSC Activation Checklist".

6.2.4 The TSC is considered operational when the following positions are staffed:

- A. TSC Director
- B. Operations Manager
- C. Maintenance Manager
- D. Engineering Manager
- E. Radiation Protection and Radwaste Manager
- F. Notification Communicator

PROC./WORK PLAN NO. 1903.065	PROCEDURE/WORK PLAN TITLE: EMERGENCY RESPONSE FACILITY TECHNICAL SUPPORT CENTER (TSC)	PAGE: 7 of 63 CHANGE: 015-00-0
-------------------------------------	--	---------------------------------------

6.2.5 (P-10766) The responsibility for Emergency Direction and Control will normally be transferred from the Shift Superintendent to the EOF Director. This transfer should occur as soon as possible, and within one hour of an Alert, or higher, emergency class. However, if the EOF Director can not assume Emergency Direction and Control, the TSC Director should take Emergency Direction and Control from the Shift Superintendent. The TSC Director may assume the responsibility for Emergency Direction and Control when he/she has the ability to perform notifications and make Protective Action Recommendation.

If this occurs, the TSC Director will assume the responsibility for Emergency Direction and Control when the following actions have been completed:

- A. The responsibility for Emergency Direction and Control has been transferred from the Shift Superintendent to the TSC Director, and
- B. A verbal announcement is made in the Control Room and the TSC stating that the transfer of responsibility has occurred.]

6.2.6 The transfer of dose assessment responsibilities does not affect the operability status of the TSC. This function may be transferred at any time during an incident from the Control Room to the EOF. However, the dose assessment function should be transferred to the EOF once the Dose Assessment Team is established in order to relieve the Control Room of this responsibility. This transfer must occur without interruption in performance.

6.3 TSC STAFFING

6.3.1 Position guides and task assignments for the TSC staff are included in Attachment 1.

NOTE

Items on a position guide are not necessarily in sequential order. The user should scan the entire list and prioritize activities as appropriate to the situation, rather than necessarily perform the items in the order listed. Members of the ERO should not rely upon these position guides alone to determine the items for which they are responsible. These position guides should always be used in conjunction with Emergency Plan Implementing Procedures or other appropriate station procedures.

6.3.2 Each position guide details the following:

- A. Reporting location for the listed position
- B. Position to which the listed position reports
- C. Those positions/tasks which the position supervises and coordinates
- D. Duties for the listed position

PROC./WORK PLAN NO. 1903.065	PROCEDURE/WORK PLAN TITLE: EMERGENCY RESPONSE FACILITY TECHNICAL SUPPORT CENTER (TSC)	PAGE: 8 of 63 CHANGE: 015-00-0
-------------------------------------	--	---------------------------------------

6.4 TURNOVER

6.4.1 TSC Director

- A. The TSC Director may, as the situation dictates, relieve the Shift Superintendent of the responsibility for Emergency Direction and Control.
- B. The following actions will be performed by the TSC Director whenever he is required to assume responsibility for Emergency Direction and Control:
 - 1. The TSC Director shall prepare for a turnover by acquiring a briefing (from the Shift Superintendent and/or designees) on the incident and the response tasks being performed. The TSC Director shall notify the Shift Superintendent when he is prepared to assume the responsibility and authority for Emergency Direction and Control of the incident.
 - 2. The TSC Director shall notify the OSC Director and make an announcement to the TSC staff that the transfer of responsibility has occurred.

NOTE

The TSC Director SHALL NOT delegate the responsibility for making offsite Protective Action Recommendations (PARs) or for making decisions to notify offsite authorities.

- 3. It is the responsibility of the TSC Director to ensure that the Command and Control Status Board in the TSC is updated as turnover occurs.
- 4. The TSC Director must turn over responsibilities to a qualified individual before leaving the TSC when he has responsibility for Emergency Direction and Control (i.e., the TSC Director must be available immediately to make Protective Action Recommendations (PARs) and make decisions relating to notification of offsite authorities).
- 5. The TSC Director, once assuming responsibility and authority for Emergency Direction and Control (ED&C) of the incident, shall maintain this responsibility until relieved by the EOF Director. In the event of TSC evacuation prior to EOF ability to receive ED&C, ED&C may be returned to the Shift Superintendent.
- 6. The EOF Director will notify the TSC Director when he is prepared to assume the responsibility and authority for Emergency Direction and Control of the incident.

PROC./WORK PLAN NO. 1903.065	PROCEDURE/WORK PLAN TITLE: EMERGENCY RESPONSE FACILITY TECHNICAL SUPPORT CENTER (TSC)	PAGE: 9 of 63 CHANGE: 015-00-0
---------------------------------	--	---------------------------------------

7. The TSC Director shall promptly turn over responsibility and authority for the overall response as requested by the EOF Director.

- a. The TSC Director shall make an announcement to the TSC staff of the turnover to the EOF.
- b. The TSC Director shall ensure that the Shift Superintendent and the OSC Director are informed of the turnover from the TSC Director to the EOF Director.

6.4.2 TSC Staff

- A. Whenever a shift turnover is completed for any ERO position in the TSC, the oncoming ERO member shall report this turnover to the TSC Support Superintendent located in the TSC.
- B. Emergency Response personnel who must leave their assigned location temporarily must inform their immediate superior of their location, destination, and estimated time of return (with the exception of the TSC Director as outlined in Section 6.4.1.B.4).

6.5 SECONDARY TSC

- 6.5.1 In the event of the necessity to evacuate the TSC due to radiation or other hazards, a Secondary TSC is provided in the Emergency Operations Facility (EOF).
- 6.5.2 The Secondary TSC is designed to the same radiological habitability as the Control Rooms onsite at ANO.
- 6.5.3 The Secondary TSC is also equipped with the facilities for monitoring the course of an accident.
- 6.5.4 A floor diagram and activation checklist for the Secondary TSC is included on Form 1903.065C, "Secondary TSC Activation Checklist".

[6.6 (P-16243) SEVERE ACCIDENT MANAGEMENT

In the event that a Severe Accident is acknowledged, the TSC will take the lead for evaluation and strategies to mitigate the emergency. The TSC Director will be the responsible individual to ensure review of the Severe Accident Management Guidelines (SAMGs), and for implementing the mitigation strategies. The TSC Support Engineers and TSC EAL Reviewer will form a team to review the SAMGs and propose strategies to the TSC Director. The Operations Manager will serve as the team facilitator and will instruct the Shift Superintendent to carry out the recommended actions once approval is given. The Operations Manager and Engineering Manager will provide support to the team, as needed, but will not be directly involved with the SAM team reviews.

PROC./WORK PLAN NO. 1903.065	PROCEDURE/WORK PLAN TITLE: EMERGENCY RESPONSE FACILITY TECHNICAL SUPPORT CENTER (TSC)	PAGE: 10 of 63 CHANGE: 015-00-0
---	---	--

The final decision to carry out recommended SAMG action(s) will rest with the TSC Director (after consultation with the EOF Director and Shift Superintendent). Implementation of the actions will rest with the affected unit's Shift Superintendent.]

7.0 ATTACHMENTS AND FORMS

7.1 ATTACHMENTS

Attachment 1 - Position Guides and Task Assignments for the TSC Staff

Position Guide A - Engineering Manager

- Task A1 - Plant Assessment Support
- Task A2 - Reactor Engineering Support
- Task A3 - TSC Engineering Support

Position Guide B - Maintenance Manager

- Task B1 - Team Tracking Board Communicator (TSC)

Position Guide C - Operations Manager

- Task C1 - Operations Support

Position Guide D - Radiation Protection and Radwaste Manager

- Task D1 - Dosimetry
- Task D2 - Radwaste Support

Position Guide E - TSC Director

Position Guide F - TSC Support Supt.

- Task F1 - Security
- Task F2 - Administrative Services
- Task F3 - Computer Maintenance/Software Support
- Task F4 - TSC EAL Reviewer
- Task F5 - TSC Notifications Communicator
- Task F6 - TSC Status Board Communicator
- Task F7 - TSC ENS Communicator

7.2 FORMS

- 7.2.1 Form 1903.065A - "TSC Activation Checklist"
- 7.2.2 Form 1903.065B - DELETED
- 7.2.3 Form 1903.065C - "Secondary TSC Activation Checklist"
- 7.2.4 Form 1903.065D - "TSC Director Status Update Guide"
- 7.2.5 Form 1903.065E - "TSC Position Staffing Form"

PROC./WORK PLAN NO. 1903.065	PROCEDURE/WORK PLAN TITLE: EMERGENCY RESPONSE FACILITY TECHNICAL SUPPORT CENTER (TSC)	PAGE: 11 of 63 CHANGE: 015-00-0
---------------------------------	---	------------------------------------

ATTACHMENT 1

POSITION GUIDES AND TASK ASSIGNMENTS

FOR THE TSC STAFF

PROC./WORK PLAN NO. 1903.065	PROCEDURE/WORK PLAN TITLE: EMERGENCY RESPONSE FACILITY TECHNICAL SUPPORT CENTER (TSC)	PAGE: 12 of 63 CHANGE: 015-00-0
---------------------------------	---	------------------------------------

POSITION GUIDE A

Page 1 of 4

**[ENGINEERING MANAGER
(P-1462)]**

A. Normal Reporting Location

TSC

B. Reports To

TSC Director

C. Supervises/Coordinates

1. Plant Assessment
2. Reactor Engineering
3. TSC Engineering Support
4. Nuclear Chemistry Manager
5. Accident Assessment Manager

D. Duties

1. Immediate Actions

- a. When notified of an Emergency Plan Activation, report to your assigned facility and, if not already performed, notify CNS (858-3683) that you are staffing your ERO position.
- b. If a plant evacuation is occurring, perform initial accountability by logging "0000" in the TSC security card reader (or any other security card reader) and insert your badge.
- c. Write your name on the TSC Staffing Board under the position that you are staffing.
- d. Verify TSC setup in accordance with the TSC Activation Checklist (Form 1903.065A) located on the front of the door leading into the TSC Switchboard Room.
- e. Notify the TSC Support Superintendent that you are staffing your ERO position.
- f. Obtain available information on emergency classifications and plant conditions. Possible sources include:

NOTE

Do not call the Control Room.

- (1) TSC Director (staff briefing)
- (2) TSC Status Board
- (3) Other TSC staff personnel

PROC./WORK PLAN NO. 1903.065	PROCEDURE/WORK PLAN TITLE: EMERGENCY RESPONSE FACILITY TECHNICAL SUPPORT CENTER (TSC)	PAGE: 13 of 63 CHANGE: 015-00-0
--	---	--

POSITION GUIDE A

Page 2 of 4

ENGINEERING MANAGER

- g. Ensure task responsibilities under your position are assigned:
 - (1) Plant Assessment Support (Task A-1) - Contact personnel from IHEA or Plant Analysis (see Emergency Telephone Directory, Section V).
 - (2) Reactor Engineering Support (Task A-2) - Notified by the Computerized Notification System (CNS).
 - (3) TSC Engineering Support (Task A-3) - Notified by the Computerized Notification System (CNS).
 - (4) Verify those positions responding via CNS notification by checking the latest CNS printout with the TSC Support Supt.
 - (5) Distribute appropriate Task Guides (attached) as individuals arrive to staff the task positions.
- h. Report current manpower status to the TSC Director.
- i. Obtain all necessary forms for your position from the Emergency Kit:
 - (1) Procedure Forms - Form 1903.065D
 - (2) ERO Chronological Logs.

2. On Going Actions

- a. Refer to Procedure 1903.065 for a description on the TSC facility and information relating to TSC activation criteria, TSC staffing, TSC staff turnover and the Secondary TSC.
- b. If a plant evacuation or exclusion area evacuation has occurred, then:
 - (1) Maintain continuous accountability of those individuals working under your position that are remaining within or returning to the evacuated area.
 - (2) Ensure that the OSC tracks any personnel working under your position that are remaining within or returning to the evacuated area.

Procedure 1903.030, "Evacuation", may be referenced for definitions and/or instructions.
- c. Assure adequate technical and clerical personnel are available to support the Engineering group. Support personnel may be obtained by contacting the TSC Support Superintendent.

PROC./WORK PLAN NO. 1903.065	PROCEDURE/WORK PLAN TITLE: EMERGENCY RESPONSE FACILITY TECHNICAL SUPPORT CENTER (TSC)	PAGE: 14 of 63 CHANGE: 015-00-0
---	---	--

POSITION GUIDE A

Page 3 of 4

ENGINEERING MANAGER

- d. Ensure adequate office space, equipment, supplies and communications equipment are readily available to the Engineering group.
- e. Provide for the timely collection, retention and transmittal of engineering information to the ERO as requested.
- f. If reactor sump recirc has been established, then refer to your handbook guide for establishing possible filtration on the BWST and/or RWT located at your desk.
- g. Using Form 1903.065D, "TSC Director Status Update Guide", provide current updates to the TSC Director.
- h. Coordinate with the Operations Manager to develop emergency work plans and procedures regarding abnormal systems or equipment operations.
- i. Coordinate with the Nuclear Chemistry Manager in the OSC (ext. 6613) to obtain Post Accident Sampling System (PASS) analytical results for core damage assessment.
- j. Coordinate with the Accident Assessment Manager in the EOF (ext. 7860) to develop potential long-term accident projections that the ERO will have to contend with.
- k. Review recovery efforts on a continuous basis to ensure that job priorities are consistent and accurate.
- l. Coordinate with the TSC Director to ensure that job priorities are reviewed and revised as necessary.
- m. Oversee plant design modifications to ensure adequate core surveillance and protection is available and all temporary modifications are documented.
- n. Coordinate with the Operations Manager to provide for the timely resolution of NRC questions regarding abnormal operation and/or changes to Technical Specifications and SAR's in accordance with ANO procedures.
- o. Coordinate with collocated NRC officials and ensure that an open communications dialogue is maintained throughout the event.
- p. Monitor consultant activities where outside assistance is being provided.
- q. Ensure that documentation of all maintenance activities is maintained using the ERO Chronological Logs provided in the Emergency Kit.

PROC./WORK PLAN NO. 1903.065	PROCEDURE/WORK PLAN TITLE: EMERGENCY RESPONSE FACILITY TECHNICAL SUPPORT CENTER (TSC)	PAGE: 15 of 63 CHANGE: 015-00-0
--	--	--

POSITION GUIDE A

Page 4 of 4

ENGINEERING MANAGER

3. Special Actions to be Implemented as Needed

- a. Consider a shift change to relieve your position to an individual from the affected unit, if applicable. Refer to the Emergency Telephone Directory, Section I, or notify the TSC Support Superintendent for assistance.
- b. If applicable, establish a schedule of working hours to support around-the-clock operations. Notify the TSC Support Superintendent for assistance.
- c. If a TSC evacuation is declared by the TSC Director, relocate to the EOF in accordance with Procedure 1903.030, "Evacuation".
- [d. (P-16243) In the event that a Severe Accident is acknowledged, ensure that the Reactor Engineering Support (Task A-2) and TSC Engineering Support tasks (Task A-3) review the Severe Accident Management Guidelines (SAMG's) for mitigation strategies, and, along with the TSC EAL Reviewer, formulate recovery actions necessary to mitigate the accident. Provide support for the team as necessary.]

4. Shift Change

- a. Upon arrival of your shift replacement, turn over all pertinent documents, forms, and supplies.
- b. Brief your replacement on the current Emergency Classification, status of the plant, information on the Status Boards and ongoing measures that you have been assigned.
- c. Notify the TSC Support Superintendent of the staffing change.
- d. Update your position status on the TSC Staffing Board.

5. Actual Event/Drill Termination

- a. Notify those individuals working under your position that the event/drill has been terminated.
- b. Collect and organize in chronological order all of your documents, logs, procedures, supplies, etc., and help restore the TSC.
- c. Provide a list of any forms or supplies needing replenishment to Emergency Planning.
- d. Turn over all documentation generated during the drill/emergency to Emergency Planning.
- e. Participate in the post drill/emergency critique to identify weaknesses and strengths.

PROC./WORK PLAN NO. 1903.065	PROCEDURE/WORK PLAN TITLE: EMERGENCY RESPONSE FACILITY TECHNICAL SUPPORT CENTER (TSC)	PAGE: 16 of 63 CHANGE: 015-00-0
--	---	--

POSITION GUIDE A

TASK A-1

PLANT ASSESSMENT SUPPORT

1. Notified of Alert or higher classification, report to the Engineering Manager in the TSC.
2. Review this task guide.
3. If plant evacuation is occurring, perform initial accountability by logging "0000" into the nearest card reader and then insert your badge.
4. Analyze plant transients and provide recommendations for recovery efforts to the Engineering Manager.
5. Provide pertinent information from SER's and SOER's relating to the emergency.
6. Identify potential equipment and systems problems that might be encountered.
7. Act as the site contact with INPO.
8. Inform the Engineering Manager of your location and any change in your location for tracking and accountability purposes.
9. When notified of the drill/event termination, collect and organize in chronological order all of your documents, logs, procedures, supplies, etc., and help restore the TSC to its pre-drill/event status. Turn over all documentation generated during the drill/event to Emergency Planning.

PROC./WORK PLAN NO. 1903.065	PROCEDURE/WORK PLAN TITLE: EMERGENCY RESPONSE FACILITY TECHNICAL SUPPORT CENTER (TSC)	PAGE: 17 of 63 CHANGE: 015-00-0
--	--	--

POSITION GUIDE A

TASK A-2

REACTOR ENGINEERING SUPPORT

1. Notified of Alert or higher classification, report to the Engineering Manager in the TSC.
2. Review this task guide.
3. If plant evacuation is occurring, perform initial accountability by logging "0000" into the nearest card reader and then insert your badge.
4. Monitor the Safety Parameter Display System.
5. Monitor reactor core parameters and perform assessments of core damage as necessary by coordinating with the Nuclear Chemistry Manager (ext. 6613).
6. Provide input for the development and review of proposed recovery actions.
7. **(P-16243) In the event that a Severe Accident is acknowledged, work with the EAL Reviewer to review the Severe Accident Management Guidelines (SAMG's) and formulate and recommend recovery actions necessary to mitigate the accident. Make the recovery action recommendations to the Operations Manager.]**
8. Inform the Engineering Manager of your location and any change in your location for tracking and accountability purposes.
9. When notified of the drill/event termination, collect and organize in chronological order all of your documents, logs, procedures, supplies, etc., and help restore the TSC to its pre-drill/event status. Turn over all documentation generated during the drill/event to Emergency Planning.

PROC./WORK PLAN NO. 1903.065	PROCEDURE/WORK PLAN TITLE: EMERGENCY RESPONSE FACILITY TECHNICAL SUPPORT CENTER (TSC)	PAGE: 18 of 63 CHANGE: 015-00-0
---------------------------------	--	------------------------------------

POSITION GUIDE A

TASK A-3

TSC ENGINEERING SUPPORT

1. Notified of Alert or higher classification, report to the Engineering Manager in the TSC.
2. Review this task guide.
3. If plant evacuation is occurring, perform initial accountability by logging "0000" into the nearest card reader and then insert your badge.
4. Develop and document temporary modifications required to support Technical Support Center emergency response efforts.
5. Coordinate Electrical Engineering, Mechanical Engineering, Drafting and Drawing Control activities during an emergency.
6. Provide input for the development and review of proposed recovery action.
7. **(P-16243) In the event that a Severe Accident is acknowledged, work with the EAL Reviewer to review the Severe Accident Management Guidelines (SAMG's) and formulate and recommend recovery actions necessary to mitigate the accident. Make the recovery action recommendations to the Operations Manager.]**
8. Inform the Engineering Manager of your location and any change in your location for tracking and accountability purposes.
9. When notified of the drill/event termination, collect and organize in chronological order all of your documents, logs, procedures, supplies, etc., and help restore the TSC to its pre-drill/event status. Turn over all documentation generated during the drill/event to Emergency Planning.

PROC./WORK PLAN NO. 1903.065	PROCEDURE/WORK PLAN TITLE: EMERGENCY RESPONSE FACILITY TECHNICAL SUPPORT CENTER (TSC)	PAGE: 19 of 63 CHANGE: 015-00-0
---	---	--

POSITION GUIDE B

MAINTENANCE MANAGER

Page 1 of 4

A. Normal Reporting Location

TSC

B. Reports To

TSC Director

C. Coordinates With

1. Operations Manager
2. Engineering Manager
3. OSC Director
4. Maintenance Supt.

D. Duties

1. Immediate Actions

- a. When notified of an Emergency Plan Activation, report to your assigned facility and, if not already performed, notify CNS (858-3683) that you are staffing your ERO position.
- b. If a plant evacuation is occurring, perform initial accountability by logging "0000" in the TSC security card reader (or any other security card reader) and insert your badge.
- c. Write your name on the TSC Staffing Board under the position that you are staffing.
- d. Verify TSC setup in accordance with the TSC Activation Checklist (Form 1903.065A) located on the front of the door leading into the TSC Switchboard Room.
- e. Notify the TSC Support Superintendent that you are staffing your ERO position.
- f. Obtain available information on emergency classifications and plant conditions. Possible sources include:

NOTE

Do not call the Control Room.

- (1) TSC Director (staff briefing)
- (2) TSC Status Board
- (3) Other TSC staff personnel

PROC./WORK PLAN NO. 1903.065	PROCEDURE/WORK PLAN TITLE: EMERGENCY RESPONSE FACILITY TECHNICAL SUPPORT CENTER (TSC)	PAGE: 20 of 63 CHANGE: 015-00-0
---	---	--

POSITION GUIDE B

MAINTENANCE MANAGER

Page 2 of 4

- g. Ensure task responsibilities under your position are assigned:
 - (1) Team Tracking Board Communicator (TSC) - (Task B-1) - Ensure that the Maintenance Superintendent (6615) has dispatched your TSC Team Tracking Board Communicator.
 - (2) Distribute appropriate Task Guides (attached) as individuals arrive to staff the task positions.
- h. Report current manpower status to the TSC Director.
- i. Obtain all necessary forms for your position from the Emergency Kit:
 - (1) Procedure Forms - Form 1903.065D
 - (2) ERO Chronological Logs.

2. On Going Actions

- a. Refer to Procedure 1903.065 for a description of the TSC facility and information relating to TSC activation criteria, TSC staffing, TSC staff turnover and the Secondary TSC.
- b. If a plant evacuation or exclusion area evacuation has occurred, then:
 - (1) Maintain continuous accountability of those individuals working under your position that are remaining within or returning to the evacuated area.
 - (2) Ensure that the OSC tracks any personnel working under your position that are remaining within or returning to the evacuated area.

Procedure 1903.030, "Evacuation", may be referenced for definitions and/or instructions.

- c. Refer to Procedure 1903.033 for established guidelines concerning repair and damage control teams being dispatched from the OSC.
- d. Coordinate the development of repair and damage control plans under the direction of the TSC Director.
- e. Advise the OSC Director regarding implementation of Repair and Damage Control plans developed by the TSC.

PROC./WORK PLAN NO. 1903.065	PROCEDURE/WORK PLAN TITLE: EMERGENCY RESPONSE FACILITY TECHNICAL SUPPORT CENTER (TSC)	PAGE: 21 of 63 CHANGE: 015-00-0
---	---	--

POSITION GUIDE B

MAINTENANCE MANAGER

Page 3 of 4

- f. Using Form 1903.065D, "TSC Director Status Update Guide", provide current updates to the TSC Director.
 - g. Oversee the investigation of all maintenance related problems and review problem solving alternatives developed as to their adequacy and workability.
 - h. Develop and propose alternative means of monitoring and controlling plant parameters to the Operations Manager.
 - i. Monitor in-plant maintenance activities and provide technical advice to the Maintenance Superintendent in support of these maintenance activities.
 - j. Ensure that the Maintenance Superintendent is cognizant of the fact that Form 1903.033B, "OSC Team Briefing Form", may serve as the emergency RWP and Work Order in order to expedite the dispatch of repair and damage control teams.
 - k. Provide the technical expertise in the maintenance area for response to questions and inquiries from various regulatory agencies.
 - l. Coordinate with the TSC RDACS Operator to help track the progress of maintenance activities as it relates to reducing or terminating offsite radiological releases being monitored by the SPINGS.
 - m. Coordinate with the Engineering Manager to resolve maintenance related problems involving necessary engineering support.
 - n. Coordinate with collocated NRC officials and ensure that an open communications dialogue is maintained throughout the event.
 - o. Monitor consultant activities where outside assistance is being provided.
 - p. Ensure that documentation of all maintenance activities is maintained using the ERO Chronological Logs.
3. Special Actions to be Implemented as Needed
- a. Consider a shift change to relieve your position to an individual from the affected unit, if applicable. Refer to the Emergency Telephone Directory, Section I, or notify the TSC Support Superintendent for assistance.
 - b. If applicable, establish a schedule of working hours to support around-the-clock operations. Notify the TSC Support Superintendent for assistance.

PROC./WORK PLAN NO. 1903.065	PROCEDURE/WORK PLAN TITLE: EMERGENCY RESPONSE FACILITY TECHNICAL SUPPORT CENTER (TSC)	PAGE: 22 of 63 CHANGE: 015-00-0
--	---	--

POSITION GUIDE B

MAINTENANCE MANAGER

Page 4 of 4

- c. If a TSC evacuation is declared by the TSC Director, relocate to the EOF in accordance with Procedure 1903.030, "Evacuation".
- 4. Shift Change
 - a. Upon arrival of your shift replacement, turn over all pertinent documents, forms, and supplies.
 - b. Brief your replacement on the current Emergency Classification, status of the plant, information on the Status Boards and ongoing measures that you have been assigned.
 - c. Notify the TSC Support Superintendent of the staffing change.
 - d. Update your position status on the TSC Staffing Board.
- 5. Actual Event/Drill Termination
 - a. Notify those individuals working under your position that the event/drill has been terminated.
 - b. Collect and organize in chronological order all of your documents, logs, procedures, supplies, etc., and help restore the TSC.
 - c. Provide a list of any forms or supplies needing replenishment to Emergency Planning.
 - d. Turn over all documentation generated during the drill/emergency to Emergency Planning.
 - e. Participate in the post drill/emergency critique to identify weaknesses and strengths.

PROC./WORK PLAN NO. 1903.065	PROCEDURE/WORK PLAN TITLE: EMERGENCY RESPONSE FACILITY TECHNICAL SUPPORT CENTER (TSC)	PAGE: 23 of 63 CHANGE: 015-00-0
---	---	--

POSITION GUIDE B

TASK B-1

TEAM TRACKING BOARD COMMUNICATOR (TSC)

1. Notified of Alert or higher classification, report to the Maintenance Manager in the TSC.
2. Review this task guide.
3. If plant evacuation is occurring, perform initial accountability by logging "0000" into the nearest card reader and then insert your badge.
4. Establish communications with the OSC Team Tracking Board Communicator located in the Operational Support Center (OSC) using the headset as follows:
 - a. Don the cordless headset.
 - b. Remove handset of associated telephone from cradle and place near telephone.

NOTE

The Team Tracker telephone is set up to auto-dial the TSC or OSC. When you remove the handset from the cradle you will hear ringing until the person at the other end picks up. If the other facility has already performed these steps, you will be on-line as soon as you pick up the handset.

- c. Turn the "on/off" switch, located on the cordless headset stand, to the "on" position. When the OSC Team Tracker completes these same instructions in the OSC, you will be able to communicate with them.
5. Obtain OSC team tracking information from the OSC Team Tracking Board Communicator and record this information on the Team Tracking Board.
6. Maintain the Team Tracking Board with up-to-date information.
7. Maintain a hard copy of information recorded on the Team Tracking Board by completing Form 1903.033F located in the TSC Emergency Kit file.
8. Keep the Maintenance Manager informed as information is recorded on the Team Tracking Board.
9. Ensure that you obtain periodic mission priorities (example: 1, 2, 3, 4, etc.) from the TSC Director. Communicate these priorities to the OSC via the OSC Team Tracking Board Communicator.
10. Inform the Maintenance Manager of your location and any change in your location for tracking and accountability purposes.
11. When notified of the drill/event termination, collect and organize in chronological order all of your documents, logs, procedures, supplies, etc., and help restore the TSC to its pre-drill/event status. Turn over all documentation generated during the drill/event to Emergency Planning.

PROC./WORK PLAN NO. 1903.065	PROCEDURE/WORK PLAN TITLE: EMERGENCY RESPONSE FACILITY TECHNICAL SUPPORT CENTER (TSC)	PAGE: 24 of 63 CHANGE: 015-00-0
---	---	--

POSITION GUIDE C

Page 1 of 4

OPERATIONS MANAGER

A. Normal Reporting Location

TSC

B. Reports To

TSC Director

C. Supervises/Coordinates

1. Operations staff
2. Assistant Operations Manager
3. Operations Support

D. Duties

1. Immediate Actions

- a. When notified of an Emergency Plan Activation, report to your assigned facility and, if not already performed, notify CNS (858-3683) that you are staffing your ERO position.
- b. If a plant evacuation is occurring, perform initial accountability by logging "0000" in the TSC security card reader (or any other security card reader) and insert your badge.
- c. Write your name on the TSC Staffing Board under the position that you are staffing.
- d. Notify the TSC Support Superintendent that you are staffing your ERO position.
- e. Obtain available information on emergency classifications and plant conditions. Possible sources include:
 - (1) Shift Superintendent (Affected Unit)
 - (2) TSC Director (staff briefing)
 - (3) TSC Status Board
 - (4) Other TSC staff personnel

PROC./WORK PLAN NO. 1903.065	PROCEDURE/WORK PLAN TITLE: EMERGENCY RESPONSE FACILITY TECHNICAL SUPPORT CENTER (TSC)	PAGE: 25 of 63 CHANGE: 015-00-0
---	---	--

POSITION GUIDE C

OPERATIONS MANAGER

- f. Ensure task responsibilities under your position are assigned:
 - (1) Operations Support (Task C-1) - Assign operations personnel from the OSC Assembly Area to staff this task by contacting the OSC Assembly Area Coordinator at ext. 6625 or through the use of the Emergency Telephone Directory, Section V. Obtain assistance as necessary from the TSC Support Superintendent to staff this task if unable to obtain personnel as stated above (e.g. nighttime hours).
 - (2) OSC Operations Support (Task C-2) - Assign a Senior Reactor Operator or a Reactor Operator to report to the OSC to assist the OSC Director and provide Technical and Operational expertise. The Task Guide Book for this position resides with the OSC Director.
 - (3) Distribute appropriate Task Guides (attached) as individuals arrive to staff the task positions.
 - g. Dispatch an Assistant Operations Manager to the affected units Control Room, as necessary, to help coordinate the information flow from the Control Room to the TSC. Use Sections I and/or V in the Emergency Telephone Directory to select personnel to fill this position.
 - h. As necessary, obtain a Technical Assistant qualified as an SRO to monitor and operate the SPDS in the TSC. Use Section V of the Emergency Telephone Directory.
 - i. Report current manpower status to the TSC Director.
 - j. Obtain all necessary forms for your position from the Emergency Kit:
 - (1) Procedure Forms - Form 1903.065D
 - (2) ERO Chronological Logs.
2. On Going Actions
- a. Refer to Procedure 1903.065 for a description on the TSC facility and information relating to TSC activation criteria, TSC staffing, TSC staff turnover and the Secondary TSC.
 - b. If a plant evacuation or exclusion area evacuation has occurred, then:
 - (1) Maintain continuous accountability of those individuals working under your position that are remaining within or returning to the evacuated area.

PROC./WORK PLAN NO. 1903.065	PROCEDURE/WORK PLAN TITLE: EMERGENCY RESPONSE FACILITY TECHNICAL SUPPORT CENTER (TSC)	PAGE: 26 of 63 CHANGE: 015-00-0
---	---	--

POSITION GUIDE C

Page 3 of 4

OPERATIONS MANAGER

(2) Ensure that the OSC tracks any personnel working under your position that are remaining within or returning to the evacuated area.

Procedure 1903.030, "Evacuation", may be referenced for definitions and/or instructions.

- c. Interface with the TSC Director to solicit oversight and direction/decision input in recovery efforts.
- d. Review the Emergency Class declared with the EAL Reviewer, located in the TSC, and the Operations staff.
- e. Oversee the implementation of normal and emergency procedures needed to bring the plant to a safe shutdown.
- f. Determine the need for out-of-normal and emergency procedures and supervise the development and implementation of these procedures.
- g. Provide information and recommendations to the TSC Director concerning future operations that could affect the plant or the environment.
- h. Using Form 1903.065D, "TSC Director Status Update Guide", provide current updates to the TSC Director.
- i. Coordinate with collocated NRC officials and ensure that an open communications dialogue is maintained throughout the event.
- j. Coordinate with the TSC Support Superintendent to request services that may be needed from offsite sources.
- k. Advise the TSC Director regarding relaxation/curtailment of Emergency Organization duties.
- l. Coordinate with the Engineering Manager and Maintenance Manager to provide for the timely resolution of NRC questions regarding abnormal operation and/or changes to Technical Specifications and SARs in accordance with procedures.
- m. Coordinate with the Engineering Manager and Maintenance Manager to develop emergency work plans and procedures regarding abnormal systems or equipment operations.
- n. Coordinate with the TSC Support Superintendent to obtain Technical Assistants, as necessary.
- o. Monitor consultant activities where outside assistance is being provided.
- p. Ensure that documentation of all operations activities is maintained using the ERO Chronological Logs.

PROC./WORK PLAN NO. 1903.065	PROCEDURE/WORK PLAN TITLE: EMERGENCY RESPONSE FACILITY TECHNICAL SUPPORT CENTER (TSC)	PAGE: 27 of 63 CHANGE: 015-00-0
--	--	--

POSITION GUIDE C

Page 4 of 4

OPERATIONS MANAGER

3. Special Actions to be Implemented as Needed

- a. Consider a shift change to relieve your position to an individual from the affected unit, if applicable. Refer to the Emergency Telephone Directory, Section I, or notify the TSC Support Superintendent for assistance.
- b. If applicable, establish a schedule of working hours to support around-the-clock operations. Notify the TSC Support Superintendent for assistance.
- c. If a TSC evacuation is declared by the TSC Director, relocate to the EOF in accordance with Procedure 1903.030, "Evacuation".
- d. Prior to restarting Unit 1 reactor coolant pumps, refer to "TSC Guidance for Determining Acceptability of RCP Restart" (contained in Framatome Technologies, Inc. letter ESC-96-566 dated October 21, 1996) which is located in your position guide book in the TSC.
- [e. (P-16243) In the event that a Severe Accident is acknowledged, act as the facilitator for the team composed of the TSC EAL Reviewer and the Engineering Support task. The team should review the Severe Accident Management Guidelines (SAMG's), and formulate and recommend actions necessary to mitigate the emergency. Recommend these actions to the TSC Director and the person with Emergency Direction and Control. Once approval is given, instruct the Shift Superintendent to carry out these actions.]**

4. Shift Change

- a. Upon arrival of your shift replacement, turn over all pertinent documents, forms, and supplies.
- b. Brief your replacement on the current Emergency Classification, status of the plant, information on the Status Boards and ongoing measures that you have been assigned.
- c. Notify the TSC Support Superintendent of the staffing change.
- d. Update your position status on the TSC Staffing Board.

5. Actual Event/Drill Termination

- a. Notify those individuals working under your position that the event/drill has been terminated.
- b. Collect and organize in chronological order all of your documents, logs, procedures, supplies, etc., and help restore the TSC.
- c. Provide a list of any forms or supplies needing replenishment to Emergency Planning.
- d. Turn over all documentation generated during the drill/emergency to Emergency Planning.
- e. Participate in the post drill/emergency critique to identify weaknesses and strengths.

PROC./WORK PLAN NO. 1903.065	PROCEDURE/WORK PLAN TITLE: EMERGENCY RESPONSE FACILITY TECHNICAL SUPPORT CENTER (TSC)	PAGE: 28 of 63 CHANGE: 015-00-0
---------------------------------	---	------------------------------------

POSITION GUIDE C

TASK C-1

OPERATIONS SUPPORT

1. Notified of Alert or higher classification, report to the Administrative Building Library (3rd floor) unless directed otherwise by the TSC Operations Manager.
2. Review this task guide.
3. If plant evacuation is occurring, perform initial accountability by logging "0000" into the nearest card reader and then insert your badge.
4. Establish a working level interface with maintenance and with the Control Room of the affected unit.
5. Perform problem analyses of the emergency conditions and provide alternatives for corrective action and long term recovery operations to the Operations Manager.
6. Research the feasibility of proposed recovery actions.
7. Develop procedures and work plans, as necessary, to implement proposed recovery actions.
8. Consult available resource material (technical manuals, drawings, procedures, etc.) to provide specific information on equipment and systems to operations.
9. Inform the Operations Manager of your location and any change in your location for tracking and accountability purposes.
10. When notified of the drill/event termination, collect and organize in chronological order all of your documents, logs, procedures, supplies, etc., and help restore the TSC to its pre-drill/event status. Turn over all documentation generated during the drill/event to Emergency Planning.

PROC./WORK PLAN NO. 1903.065	PROCEDURE/WORK PLAN TITLE: EMERGENCY RESPONSE FACILITY TECHNICAL SUPPORT CENTER (TSC)	PAGE: 29 of 63 CHANGE: 015-00-0
---------------------------------	---	------------------------------------

POSITION GUIDE C

TASK C-2

OSC OPERATIONS SUPPORT

1. Notified of Alert or higher classification, report to the OSC Director in the OSC.
2. Obtain your OSC Operations Support Task Book (Task C-2) from the OSC Director and review this task guide.
3. If plant evacuation is occurring, perform initial accountability by logging "0000" into the nearest card reader and then insert your badge.
4. Assist the OSC Director.
5. Provide input for OSC planning, briefings, debriefings, etc.
6. Stay updated on plant status.
7. When notified of the drill/event termination, collect and organize in chronological order all of your documents, logs, procedures, supplies, etc., and help restore the OSC to its pre-drill/event status. Turn over all documentation generated during the drill/event to Emergency Planning.

PROC./WORK PLAN NO. 1903.065	PROCEDURE/WORK PLAN TITLE: EMERGENCY RESPONSE FACILITY TECHNICAL SUPPORT CENTER (TSC)	PAGE: 30 of 63 CHANGE: 015-00-0
--	--	--

POSITION GUIDE D

**[RADIATION PROTECTION AND RADWASTE MANAGER
(P-1460)]**

A. Normal Reporting Location

TSC

B. Reports To

TSC Director

C. Supervises/Coordinates

1. Dosimetry Support
2. Radwaste Support
3. TSC RDACS Operator

NOTE

If contractor HP personnel are utilized during an emergency response, ensure that they are accompanied and supervised by a qualified ERO member.

D. Duties

1. Immediate Actions

- a. If not already performed, notify CNS (858-3683) that you are staffing your ERO position.
- b. If a plant evacuation is occurring, perform initial accountability by logging "0000" in the TSC security card reader (or any other security card reader) and insert your badge.
- c. Write your name on the TSC Staffing Board under the position that you are staffing.
- d. Verify TSC setup in accordance with the TSC Activation Checklist (Form 1903.065A) located on the front of the door leading into the TSC Switchboard Room.
- e. Obtain available information on emergency classifications and plant conditions. Possible sources include:

NOTE

Do not call the Control Room.

- (1) TSC Director (staff briefing)
- (2) TSC Status Board
- (3) Other TSC staff personnel
- (4) Health Physics Supervisor (OSC - Ext. 6614)

PROC./WORK PLAN NO. 1903.065	PROCEDURE/WORK PLAN TITLE: EMERGENCY RESPONSE FACILITY TECHNICAL SUPPORT CENTER (TSC)	PAGE: 31 of 63 CHANGE: 015-00-0
--	--	--

POSITION GUIDE D

Page 2 of 4

RADIATION PROTECTION AND RADWASTE MANAGER

- f. Ensure task responsibilities under your position are assigned:
 - (1) Dosimetry (Task D-1) - Contact personnel from Dosimetry (Ext. 7641 or 7642). Obtain assistance as necessary from the TSC Support Superintendent to staff this task if unable to obtain personnel as stated above.
 - (2) Radwaste Support (Task D-2) - Contact personnel from Radwaste (Ext. 3540). Obtain assistance as necessary from the TSC Support Superintendent to staff this task if unable to obtain personnel as stated above.
 - (3) TSC RDACS Operator (1904.011 Attachment 5) - The Dose Assessment Supervisor (DAS) located in the EOF is responsible for providing a TSC RDACS Operator.
 - (4) Distribute appropriate Task Guides (attached) as individuals arrive to staff the task positions.
- g. If not already available, request via the TSC Support Superintendent that a Dose Assessment Team member be dispatched to the TSC to monitor the RDACS Computer.
- h. Report current manpower status to the TSC Director.

2. On Going Actions

- a. Refer to Procedure 1903.065 for a description on the TSC facility and information relating to TSC activation criteria, TSC staffing, TSC staff turnover and the Secondary TSC.
- b. If a plant evacuation or exclusion area evacuation has occurred, then:
 - (1) Maintain continuous accountability of those individuals working under your position that are remaining within or returning to the evacuated area.
 - (2) Ensure that the OSC tracks any personnel working under your position that are remaining within or returning to the evacuated area.

Procedure 1903.030, "Evacuation", may be referenced for definitions and/or instructions.

- c. Coordinate with the Health Physics Supervisor (Ext. 6614) located in the OSC to provide oversight for all Health Physics activities.
- d. Using the guidelines established in Procedure 1903.033, provide an oversight of all entries by Repair and Damage Control Teams to ensure that radiation exposure is held to a minimum.

PROC./WORK PLAN NO. 1903.065	PROCEDURE/WORK PLAN TITLE: EMERGENCY RESPONSE FACILITY TECHNICAL SUPPORT CENTER (TSC)	PAGE: 32 of 63 CHANGE: 015-00-0
---	---	--

POSITION GUIDE D

Page 3 of 4

RADIATION PROTECTION AND RADWASTE MANAGER

- e. If the emergency event has dictated the use of reactor sump recirc, then inform the H.P. Supervisor in the OSC to begin monitoring the BWST and/or RWT outlet and return lines for radioactivity.
- f. Monitor radiation levels in the TSC/OSC and, using the guidelines on Attachment 1 of Procedure 1903.030, recommend any protective actions to the TSC Director.
- g. Using Form 1903.065D, "TSC Director Status Update Guide", provide current updates to the TSC Director.
- h. Using Procedure 1903.035, assess the need for the administration of Potassium Iodide for on-site personnel and advise the TSC Director of any such recommendations.
- i. Develop plans, procedures, and methods for keeping radiation exposure of recovery personnel as low as reasonably achievable (ALARA).
- j. Coordinate with Dosimetry to ensure personnel TLDs are read and updated computer listings are provided.
- k. Ensure that the TSC RDACS Operator monitors the status of any offsite radiological release.
- l. Coordinate with the Health Physics staff to develop decontamination plans to support the recovery effort.
- m. Provide information and recommendations to the TSC Director concerning future operations that could affect the plant or the environment.
- n. Coordinate with collocated NRC officials and ensure that an open communications dialogue is maintained throughout the event.
- o. Recommend equipment needed for use in accomplishing radwaste processing and monitoring activities.
- p. Advise the Plant Modifications group as necessary concerning radwaste system additions and modifications.
- q. Coordinate with the TSC Support Superintendent to request services that may be needed from offsite sources.
- r. Coordinate with the TSC Support Superintendent to obtain Technical Assistants, as necessary.
- s. Monitor consultant activities where outside assistance is being provided.
- t. Ensure that documentation of all Radiation Protection activities is maintained using the ERO Chronological Logs.
- [u. **(P-4193) Ensure all TSC personnel have a TLD.]**

PROC./WORK PLAN NO. 1903.065	PROCEDURE/WORK PLAN TITLE: EMERGENCY RESPONSE FACILITY TECHNICAL SUPPORT CENTER (TSC)	PAGE: 33 of 63 CHANGE: 015-00-0
---	---	--

POSITION GUIDE D

Page 4 of 4

RADIATION PROTECTION AND RADWASTE MANAGER

3. Special Actions to be Implemented as Needed

- a. If applicable, establish a schedule of working hours to support around-the-clock operations. Notify the TSC Support Superintendent for assistance.
- b. If a TSC evacuation is declared by the TSC Director, relocate to the EOF in accordance with Procedure 1903.030, "Evacuation".

4. Shift Change

- a. Upon arrival of your shift replacement, turn over all pertinent documents, forms, and supplies.
- b. Brief your replacement on the current Emergency Classification, status of the plant, information on the Status Boards and ongoing measures that you have been assigned.
- c. Update your position status on the TSC Staffing Board.

5. Actual Event/Drill Termination

- a. Notify those individuals working under your position that the event/drill has been terminated.
- b. Collect and organize in chronological order all of your documents, logs, procedures, supplies, etc., and help restore the TSC.
- c. Provide a list of any forms or supplies needing replenishment to Emergency Planning.
- d. Turn over all documentation generated during the drill/emergency to Emergency Planning.
- e. Participate in the post drill/emergency critique to identify weaknesses and strengths.

PROC./WORK PLAN NO. 1903.065	PROCEDURE/WORK PLAN TITLE: EMERGENCY RESPONSE FACILITY TECHNICAL SUPPORT CENTER (TSC)	PAGE: 34 of 63 CHANGE: 015-00-0
---------------------------------	---	------------------------------------

POSITION GUIDE D

TASK D-1

DOSIMETRY

1. Notified of Alert or higher classification, report to your assigned location.
2. Review this task guide.
3. If plant evacuation is occurring, perform initial accountability by logging "0000" into the nearest card reader and then insert your badge.
4. Support the ERO by issuing personnel dosimetry.
5. Ensure personnel TLDs are read and exposure history files are updated in a timely manner.
6. Ensure environmental TLDs are read and accurately logged and this information is supplied to the REAM in the EOF.
7. Provide whole body counts for personnel, as necessary.
8. Inform the Radiation Protection and Radwaste Manager of your location and any change in your location for tracking and accountability purposes.
9. When notified of the drill/event termination, collect and organize in chronological order all of your documents, logs, procedures, supplies, etc., and help restore the TSC to its pre-drill/event status. Turn over all documentation generated during the drill/event to Emergency Planning.

PROC./WORK PLAN NO. 1903.065	PROCEDURE/WORK PLAN TITLE: EMERGENCY RESPONSE FACILITY TECHNICAL SUPPORT CENTER (TSC)	PAGE: 35 of 63 CHANGE: 015-00-0
---------------------------------	---	------------------------------------

POSITION GUIDE D

TASK D-2

RADWASTE SUPPORT

1. Notified of Alert or higher classification, report to your assigned location.
2. Review this task guide.
3. If plant evacuation is occurring, perform initial accountability by logging "0000" into the nearest card reader and then insert your badge.
4. Direct the packaging of radioactive wastes.
5. Arrange for transport and disposal of radioactive wastes.
6. Ensure all waste shipments are fully authorized and documented.
7. Report the status of radwaste handling activities to the Radiation Protection and Radwaste Manager, located in the TSC.
8. Inform the Radiation Protection and Radwaste Manager of your location and any change in your location for tracking and accountability purposes.
9. When notified of the drill/event termination, collect and organize in chronological order all of your documents, logs, procedures, supplies, etc., and help restore the TSC to its pre-drill/event status. Turn over all documentation generated during the drill/event to Emergency Planning.

PROC./WORK PLAN NO. 1903.065	PROCEDURE/WORK PLAN TITLE: EMERGENCY RESPONSE FACILITY TECHNICAL SUPPORT CENTER (TSC)	PAGE: 36 of 63 CHANGE: 015-00-0
--	---	--

POSITION GUIDE E

Page 1 of 6

TSC DIRECTOR

- A. Normal Reporting Location
TSC
- B. Reports To
Entergy Operations Corporate Management / EOF Director
- C. Supervises/Coordinates
 - 1. Operations Manager
 - 2. Maintenance Manager
 - 3. Engineering Manager
 - 4. OSC Director
 - 5. Radiation Protection and Radwaste Manager
 - 6. TSC Support Superintendent
- D. Duties

IMMEDIATE ACTIONS

- _____ Notify CNS (858-3683) that you are staffing your ERO position.
- _____ If a plant evacuation is occurring, perform initial accountability by logging "0000" in the TSC security card reader (or any other security card reader) and insert your badge.
- _____ Write your name on the TSC Staffing Board under the position TSC Director.
- _____ Verify TSC setup in accordance with the TSC Activation Checklist (Form 1903.065A) located on the front of the door leading into the TSC Switchboard Room.

NOTE

The goal for TSC activation is within 1 hour of an Alert or higher emergency class declaration.

- _____ Obtain available information on emergency classifications and plant conditions. Possible sources include:
 - (1) Shift Superintendent (Use Ringdown Circuit to the Control Room)
 - (2) TSC Status Board
 - (3) Other TSC staff personnel
- _____ If the affected Unit is in an outage, contact the Outage desk for an update/turnover for outage activities and plant/equipment status. Request the Outage Manager and his outage staff members, e.g. Reactor Building Coordinators, etc., to report to the TSC to assist in mitigating the emergency.

PROC./WORK PLAN NO. 1903.065	PROCEDURE/WORK PLAN TITLE: EMERGENCY RESPONSE FACILITY TECHNICAL SUPPORT CENTER (TSC)	PAGE: 37 of 63 CHANGE: 015-00-0
---	---	--

POSITION GUIDE E

Page 2 of 6

TSC DIRECTOR

_____ If not already available, request via the TSC Support Superintendent that an EAL Reviewer be dispatched to the TSC to review EALs per Procedure 1903.010.

_____ Determine operational status of the TSC using the guidelines established in Procedure 1903.065, Section 6.2.4.

_____ Following discussions with the Shift Superintendent of the affected unit, assume the responsibility for Emergency Direction and Control if the EOF Director is not yet ready to assume this role. See Procedure 1903.065, Section 6.4 for details concerning turnover of Emergency Direction and Control.

**[EMERGENCY DIRECTION AND CONTROL ACTIONS
(P-10766)]**

_____ Ensure that a Notifications Communicator is stationed in the TSC and is up-to-date on previous notifications to offsite authorities.

_____ Notify offsite authorities.

- (1) The Arkansas Dept. of Health must be notified within 15 minutes of EACH emergency class declaration using Form 1903.011Y.
- (2) The Nuclear Regulatory Commission must be notified immediately after each notification to the ADH and within 1 hour of each emergency class declaration using the ENS telephone.
- (3) Follow-up notifications to the ADH and NRC should be performed at least hourly or as significant events occur using Form 1903.011Z (ADH) and the ENS telephone (NRC).

_____ Notify offsite authorities concerning Protective Action Recommendations (PARs)

- (1) Formulation of PARs based on radiological conditions is under the responsibility of the REAM located in the EOF.
- (2) Formulation of PARs based on plant conditions are developed by the Operations/TSC Staff and the EAL Reviewers

_____ Direct and control the Emergency Response Organization (ERO) effort until the EOF Director assumes this responsibility.

_____ The TSC Director has the responsibility for event classification. The EAL Reviewers in the Control Room, TSC and EOF are responsible for informing you of event classification caused by changing conditions.

_____ Following an Alert declaration, complete Forms 1903.011N, 1903.011BB and 1903.011Y.

_____ Following a Site Area Emergency declaration, complete Forms 1903.011Q, 1903.011BB, 1903.011Y and 1903.030B (Plant Evacuation Checklist).

PROC./WORK PLAN NO. 1903.065	PROCEDURE/WORK PLAN TITLE: EMERGENCY RESPONSE FACILITY TECHNICAL SUPPORT CENTER (TSC)	PAGE: 38 of 63 CHANGE: 015-00-0
---	---	--

POSITION GUIDE E

Page 3 of 6

TSC DIRECTOR

Following a General Emergency declaration, complete Forms 1903.011T, 1903.011BB, 1903.011Y and 1903.030B (Plant Evacuation Checklist).

ON GOING ACTIONS

- _____ Interface with NRC/ADH/local officials on the status of the emergency.
- _____ Interface with NRC/ADH/local officials on dose assessment and recommended offsite protective actions.
- _____ Continuously review the status of the overall emergency effort.
- _____ Keep Emergency Operations Management informed of the status of the emergency.
- _____ Evaluate and approve/disapprove requests for additional personnel staffing from offsite entities.
- _____ Refer to Procedure 1903.065 for a description on the TSC facility and information relating to TSC activation criteria, TSC staffing, TSC staff turnover and the Secondary TSC.
- _____ Establish communications with the OSC. Either communicate directly with the OSC Director or delegate as appropriate.
- _____ Conduct periodic updates with the OSC Director on:
 - (1) Status of in-plant response
 - a. Priority code 1 mission status and prognosis
 - b. Actual in-plant radiological conditions
 - c. Nuclear Chemistry status as appropriate
 - (2) Provide direction and oversight to the OSC Director regarding rescue/repair and damage control operations
 - (3) OSC manpower status
- _____ Establish priorities (example: 1, 2, 3, 4, etc.) for Damage and Control Team missions. Direct the TSC Team Tracking Board Communicator to periodically communicate these priorities to the OSC. (Assign each mission its own unique priority number)
- _____ Conduct periodic updates to the EOF Director on:
 - (1) Status of in-plant response
 - a. Status of ongoing repair and damage control operations
 - b. Nuclear Chemistry data as appropriate
 - c. Recommendations regarding Emergency Classifications
 - (2) TSC manpower status

PROC./WORK PLAN NO. 1903.065	PROCEDURE/WORK PLAN TITLE: EMERGENCY RESPONSE FACILITY TECHNICAL SUPPORT CENTER (TSC)	PAGE: 39 of 63 CHANGE: 015-00-0
---	---	--

POSITION GUIDE E

Page 4 of 6

TSC DIRECTOR

- _____ If necessary, approve emergency exposure limits exceeding 10CFR20 exposure limits, for in-plant emergency teams.
- _____ Upon the recommendation of the RP & RW Manager, approve the usage of Potassium Iodide (KI) for onsite personnel using Form 1903.035A "Potassium Iodide Administration"
- _____ Review the habitability of the Control Room, OSC, TSC and Admin. Bldg.
- _____ Review recovery efforts with the Engineering Manager to ensure that they have been adequately prioritized.
- _____ Coordinate and promulgate mitigation plans and corrective actions with the TSC staff.
- _____ If a radiological release is involved, consider using Reactor Building Spray to reduce containment radioactivity levels and containment pressure, thus lowering the release rate to the offsite environment.
- _____ Using Form 1903.065D, "TSC Director Status Update Guide", request frequent updates from the TSC Staff.
- _____ Coordinate with collocated NRC officials and ensure that an open communications dialogue is maintained throughout the event.
- _____ Coordinate with the TSC Support Superintendent to obtain Technical Assistants, as necessary.
- _____ Ensure that consultant activities are being monitored when outside assistance is being provided.
- _____ Ensure that documentation of all TSC activities and decisions are recorded and maintained using the ERO Chronological Logs.
- _____ As appropriate, give periodic briefings of events using the plant page (dial 197). Repeat briefings using the page to EOF (dial 199 and pause approximately 15 seconds).
- _____ If applicable, establish a schedule of working hours to support around-the-clock operations. Notify the TSC Support Superintendent for assistance.

EVACUATION

- _____ If necessary, declare localized, plant and exclusion area evacuation per the criteria of Procedure 1903.030.
- _____ Complete Form 1903.030B, "Plant Evacuation Checklist", as conditions warrant.
- _____ Ensure that the entire TSC Staff provides initial accountability by reporting to the nearest security card reader, inserts their security badge and enters "0000" into the card reader.

PROC./WORK PLAN NO. 1903.065	PROCEDURE/WORK PLAN TITLE: EMERGENCY RESPONSE FACILITY TECHNICAL SUPPORT CENTER (TSC)	PAGE: 40 of 63 CHANGE: 015-00-0
--	--	--

POSITION GUIDE E

Page 5 of 6

TSC DIRECTOR

NOTE

The goal of initial accountability is to ascertain the names of missing individuals no later than 30 minutes after the decision has been made to evacuate non-essential personnel.

- _____ Review initial accountability with the TSC Support Superintendent.
- _____ Initiate search and rescue efforts as necessary to account for missing individuals following a plant evacuation.
- _____ Maintain continuous accountability of those individuals working under your position that are remaining within or returning to the evacuated area.
- _____ Ensure that the OSC tracks any personnel working under your position that are remaining within or returning to the evacuated area.
- _____ Following discussions with the Radiation Protection and Radwaste Manager, declare an OSC/TSC evacuation or precautionary evacuation in accordance with the criteria of Procedure 1903.030.
- _____ If the TSC is to be relocated to the Secondary TSC due to adverse conditions, refer to Form 1903.065C, "Secondary TSC Activation Checklist".
- _____ Ensure that NRC/ADH officials are advised of any relocation of the TSC/OSC and the operational status of the Secondary OSC/TSC.
- _____ Following an Exclusion Area Evacuation, approve/disapprove requests by Security to grant access to personnel through established roadblocks.

NOTE

Review of the Severe Accident Management Guidelines (SAMG) and data gathering by the SAM team may be started prior to the implementation of Severe Accident Management.

[SEVERE ACCIDENT MANAGEMENT (SAM)

(P-16243)

- _____ If the incident has progressed to a point where the Control Room has determined that the EOP's are no longer effective, implement Severe Accident Management. Utilize the SAM checklist located in your position box.]

PROC./WORK PLAN NO. 1903.065	PROCEDURE/WORK PLAN TITLE: EMERGENCY RESPONSE FACILITY TECHNICAL SUPPORT CENTER (TSC)	PAGE: 41 of 63 CHANGE: 015-00-0
---	---	--

POSITION GUIDE E

Page 6 of 6

TSC DIRECTOR

SHIFT CHANGE

_____ Upon arrival of your shift replacement, turn over all pertinent documents, forms, and supplies.

_____ Brief your replacement on the current Emergency Classification, status of the plant, information on the Status Boards and ongoing measures that you have been assigned.

_____ Notify the TSC Support Superintendent of the staffing change.

_____ Update your position status on the TSC Staffing Board.

ACTUAL EVENT/DRILL TERMINATION

_____ Notify those individuals working under your position that the event/drill has been terminated.

_____ Collect and organize in chronological order all of your documents, logs, procedures, supplies, etc., and help restore the TSC.

_____ Provide a list of any forms or supplies needing replenishment to Emergency Planning.

_____ Turn over all documentation generated during the drill/emergency to Emergency Planning.

_____ Participate in the post drill/emergency critique to identify weaknesses and strengths.

PROC./WORK PLAN NO. 1903.065	PROCEDURE/WORK PLAN TITLE: EMERGENCY RESPONSE FACILITY TECHNICAL SUPPORT CENTER (TSC)	PAGE: 42 of 63 CHANGE: 015-00-0
---	---	--

POSITION GUIDE F

TSC SUPPORT SUPERINTENDENT

A. Normal Reporting Location

TSC

B. Reports To

TSC Director

C. Supervises/Coordinates

1. ANO Security
2. Administrative Services
3. Computer Support
4. Coordinate continuous accountability function following a plant evacuation
5. Support Manager
6. TSC Emergency Action Level Reviewers
7. TSC Notifications Communicator
8. TSC Status Board Communicator
9. TSC ENS Communicator

D. Duties

1. Immediate Actions

- a. When notified of an Emergency Plan Activation, report to your assigned facility and, if not already performed, notify CNS (858-3683) that you are staffing your ERO position.
- b. If a plant evacuation is occurring, perform initial accountability by logging "0000" in the TSC security card reader (or any other security card reader) and insert your badge. Refer to Step 3.a below for instructions on your responsibilities as they relate to accountability.
- c. Write your name on the TSC Staffing Board under the position that you are staffing.
- d. Verify TSC setup in accordance with the TSC Activation Checklist (Form 1903.065A) located on the front of the door leading into the TSC Switchboard Room. Setup should be completed within 1 hour of TSC operability.
- e. Obtain available information on emergency classifications and plant conditions. Possible sources include:

NOTE

Do not call the Control Room.

- (1) TSC Director (staff briefing)
- (2) TSC Status Board
- (3) Other TSC staff personnel

PROC./WORK PLAN NO. 1903.065	PROCEDURE/WORK PLAN TITLE: EMERGENCY RESPONSE FACILITY TECHNICAL SUPPORT CENTER (TSC)	PAGE: 43 of 63 CHANGE: 015-00-0
---	---	--

POSITION GUIDE F

TSC SUPPORT SUPERINTENDENT

- f. Ensure task responsibilities under your position are assigned:
- (1) Security (Task F-1) - contact personnel from Security using Section V of the Emergency Telephone Directory.
 - (2) Administrative Services (Task F-2) - Contact personnel from Administrative Services using Section V of the Emergency Telephone Directory. Additionally, Administrative Services will be called by CNS during off-hours.
 - (3) Computer Maintenance/Software Support (Task F-3) - Contact personnel from Computer Maintenance/Software Support using Section V of the Emergency Telephone Directory.
 - (4) TSC EAL Reviewer (Task F-4) - Contacted via CNS. Refer to CNS printout.
 - (5) TSC Notifications Communicator (Task F-5) - Contacted via CNS. Refer to CNS report.
 - (6) TSC Status Board Communicator (Task F-6) - Contacted via CNS. Refer to CNS report.
 - (7) TSC ENS Communicator (Task F-7) - Contacted via CNS. Refer to CNS report.
 - (8) Distribute appropriate Task Guides (attached) as individuals arrive to staff the task positions.
- g. Complete the TSC Staffing Board. Refer to the Computerized Notification System (CNS) printout to ascertain those ERO positions that are enroute.
- h. Report current manpower status to the TSC Director.
- i. Obtain Form 1903.065E "TSC Position Staffing Form", complete the required information and FAX the completed form to the EOF Support Superintendent at FAX Number 6957.
- j. Obtain all necessary forms for your position from the Emergency Kit:
- (1) Procedure Forms - Form 1903.065D
 - (2) Form 1903.065E
 - (3) ERO Chronological Logs

NOTE: If Emergency Direction and Control is transferred directly from the SS to the EOF Director, the TSC Notifications Communicator will report to you to assist you with your responsibilities.

PROC./WORK PLAN NO. 1903.065	PROCEDURE/WORK PLAN TITLE: EMERGENCY RESPONSE FACILITY TECHNICAL SUPPORT CENTER (TSC)	PAGE: 44 of 63 CHANGE: 015-00-0
---	---	--

POSITION GUIDE F

Page 3 of 5

TSC SUPPORT SUPERINTENDENT

2. On Going Actions

a. Refer to this procedure, Steps 4.1, 6.2, 6.3, 6.4 and 6.5, for a description on the TSC facility and information relating to TSC activation criteria, TSC staffing, TSC staff turnover and the Secondary TSC.

b. If a plant evacuation or exclusion area evacuation has occurred, then:

(1) Maintain continuous accountability of those individuals working under your position that are remaining within or returning to the evacuated area.

(2) Ensure that the OSC tracks any personnel working under your position that are remaining within or returning to the evacuated area.

Procedure 1903.030, "Evacuation", may be referenced for definitions and/or instructions.

c. Maintain the TSC Staffing Board as changes occur. Coordinate changes to staffing boards with the Support Manager in the EOF.

d. Using Form 1903.065D, "TSC Director Status Update Guide", provide current updates to the TSC Director.

e. Coordinate Security activities:

(1) Coordinate the deployment of security roadblocks to minimize radiation exposures. Obtain radiological release information and information concerning the placement of roadblocks from the Radiation Protection and Radwaste Manager.

f. Coordinate office services and other administrative duties requested by ERO personnel.

g. Coordinate requests for Computer Maintenance/Software Support assistance during ERO operations.

h. Coordinate Communicator needs within the ERO.

i. Coordinate requests for Technical Assistants. Refer to Section V of the Emergency Telephone Directory when filling these requests.

j. Coordinate with collocated NRC officials and ensure that an open communications dialogue is maintained throughout the event.

k. Coordinate with the Support Manager in the EOF at ext. 7854 to request services that may be needed from onsite/offsite sources.

l. Monitor consultant activities where outside assistance is being provided.

PROC./WORK PLAN NO. 1903.065	PROCEDURE/WORK PLAN TITLE: EMERGENCY RESPONSE FACILITY TECHNICAL SUPPORT CENTER (TSC)	PAGE: 45 of 63 CHANGE: 015-00-0
---	---	--

POSITION GUIDE F

Page 4 of 5

TSC SUPPORT SUPERINTENDENT

- m. Ensure that documentation of all TSC activities in which you are involved are maintained using the ERO Chronological Logs.
- 3. Special Actions to be Implemented as Needed
 - a. Accountability
 - (1) Initial Accountability - Following a plant evacuation, obtain a Security printout to determine those individuals that are missing. In accordance with Procedure 1903.030, Section 6.3.1.D, this list must be available no later than 30 minutes after the declaration of a SAE or higher emergency class.
 - (a) Inform the TSC Director of any personnel determined to be missing.
 - (2) Continuous Accountability - Following a plant evacuation, complete the following actions:
 - (a) Verify that Security has obtained continuous accountability clipboards and signs, which contain Form 1903.030A, from the TSC Emergency Kit.
 - (b) Contact the Control Room Status Board Communicator and instruct him/her to hang the accountability clipboards and signs on the Control Room doors of both Units (inside of door). Instruct the Communicator to periodically review and monitor the Control Room accountability logsheets and report their status to you.
 - (c) Continuous accountability of personnel assembled outside the Control Rooms, TSC and OSC is the responsibility of the person staffing the ERO position to which they report. (Example: Engineering Manager is responsible to account for Engineering personnel).
 - (d) Direct requests for continuous accountability information on specific individuals to the responsible ERO member. A printout of all onsite personnel may be obtained from Security for use as an aid in routing these requests. This printout will include the company and/or department for each person listed and the individual responsible for them while onsite.
 - b. Following an NRC request, coordinate with the Health Physics Supervisor in the OSC to ensure that a technically qualified HP is prepared to staff the Health Physics Network (HPN) telephone in the OSC and the EOF.
 - c. If applicable, establish a schedule of working hours to support around-the-clock operations for your ERO position as well as others when requested.

PROC./WORK PLAN NO. 1903.065	PROCEDURE/WORK PLAN TITLE: EMERGENCY RESPONSE FACILITY TECHNICAL SUPPORT CENTER (TSC)	PAGE: 46 of 63 CHANGE: 015-00-0
---	---	--

POSITION GUIDE F

Page 5 of 5

TSC SUPPORT SUPERINTENDENT

- d. If a TSC evacuation is declared by the TSC Director, relocate to the EOF in accordance with Procedure 1903.030, "Evacuation".
- 4. Shift Change
 - a. Upon arrival of your shift replacement, turn over all pertinent documents, forms, and supplies.
 - b. Brief your replacement on the current Emergency Classification, status of the plant, information on the Status Boards and ongoing measures that you have been assigned.
 - c. Record staffing changes due to shift replacements on the TSC Staffing Board.
 - d. Update your position status on the TSC Staffing Board.
- 5. Actual Event/Drill Termination
 - a. Notify those individuals working under you position that the event/drill has been terminated.
 - b. Collect and organize in chronological order all of your documents, logs, procedures, supplies, etc., and help restore the TSC.
 - c. Provide a list of any forms or supplies needing replenishment to Emergency Planning.
 - d. Turn over all documentation generated during the drill/emergency to Emergency Planning.
 - e. Participate in the post drill/emergency critique to identify weaknesses and strengths.

PROC./WORK PLAN NO. 1903.065	PROCEDURE/WORK PLAN TITLE: EMERGENCY RESPONSE FACILITY TECHNICAL SUPPORT CENTER (TSC)	PAGE: 47 of 63 CHANGE: 015-00-0
---	---	--

POSITION GUIDE F

TASK F-1

SECURITY

1. Notified of Alert or higher classification, report to your assigned location.
2. Review this task guide.
3. If plant evacuation is occurring, perform initial accountability by logging "0000" into the nearest card reader and then insert your badge.
4. Organize staff and have them report to their assigned location.
5. Establish a schedule of working hours to support around the clock operation.
6. Report manpower status to the TSC Support Superintendent.
7. Coordinate plant evacuation as needed in accordance with Procedure 1903.030.
8. Upon declaration of a Plant Evacuation, ensure that Security personnel obtain the continuous accountability clipboards and signs, which contain Form 1903.030A, from the TSC Emergency Kit and post them at the following Administration Building locations:
 - First Floor - Door leading to Turbine Building
 - East and West exits
 - Entry and exit points to Main Guard House
 - Second Floor - Door leading to Turbine Building
9. Following a plant evacuation, report initial accountability results to the TSC Support Superintendent.

NOTE

Coordinate with the Radiation Protection and Radwaste Manager in the TSC to help ensure Security Personnel radiation doses are tracked and monitored.

10. Following a plant evacuation of non-essential personnel, maintain continuous accountability of Security personnel remaining onsite.
11. Coordinate local law enforcement activities as appropriate.
12. Set up roadblocks and control points to control access to ANO, the EOF, and the alternate EOF (if activated). Consider radiological release information (obtained from TSC Support Superintendent) in determining locations of roadblocks and control points.
13. Establish working area in the EOF and the alternate EOF (if activated) to issue plant access identification.
14. Reduce security precautions at termination of emergency.
15. Notify staff upon termination of the ANO emergency response.

PROC./WORK PLAN NO. 1903.065	PROCEDURE/WORK PLAN TITLE: EMERGENCY RESPONSE FACILITY TECHNICAL SUPPORT CENTER (TSC)	PAGE: 48 of 63 CHANGE: 015-00-0
---------------------------------	---	------------------------------------

POSITION GUIDE F

TASK F-2

ADMINISTRATIVE SERVICES

1. Notified of Alert or higher classification, report to the TSC library.
2. Review this task guide.
3. If plant evacuation is occurring, perform initial accountability by logging "0000" into the nearest card reader and then insert your badge.
4. Organize staff and have them report to their assigned location.
5. Establish a schedule of working hours to support around-the-clock operation.
6. Report manpower status to the TSC Support Superintendent.
7. Relocate/procure Administrative Services' supplies and equipment as necessary.
8. Inform the TSC Support Superintendent that you are performing this task and perform accountability tasks in accordance with procedure 1903.030, "Evacuation".
9. Following a plant evacuation of nonessential personnel, maintain continuous accountability of Administrative Services personnel remaining onsite.
10. Notify staff upon termination of the ANO emergency response.
11. As appropriate, periodic status reports should be generated which include the following items:
 - a. Current status of the emergency
 - b. Chronological summary of the event and response actions (listing).
 - c. Organizations currently involved in this response to the event.
 - d. Narrative discussion of the plan of action to address the event.

PROC./WORK PLAN NO. 1903.065	PROCEDURE/WORK PLAN TITLE: EMERGENCY RESPONSE FACILITY TECHNICAL SUPPORT CENTER (TSC)	PAGE: 49 of 63 CHANGE: 015-00-0
--	---	--

POSITION GUIDE F

TASK F-3

COMPUTER MAINTENANCE/SOFTWARE SUPPORT

1. Notified of Alert or higher classification, report to your assigned location.
2. Review this task guide.
3. If plant evacuation is occurring, perform initial accountability by logging "0000" into the nearest card reader and then insert your badge.
4. Establish line of communication with the TSC Support Superintendent.
5. Provide computer hardware and software support for the Emergency Response Organization.
6. Inform the TSC Support Superintendent of location and of any changes in location for tracking purposes.

PROC./WORK PLAN NO. 1903.065	PROCEDURE/WORK PLAN TITLE: EMERGENCY RESPONSE FACILITY TECHNICAL SUPPORT CENTER (TSC)	PAGE: 50 of 63 CHANGE: 015-00-0
--	--	--

POSITION GUIDE F

TASK F-4

TSC EMERGENCY ACTION LEVEL REVIEWER

1. Notified of Alert or higher classification, report to the TSC Support Superintendent in the TSC.
2. Review this task guide.
3. If plant evacuation is occurring, perform initial accountability by logging "0000" into the nearest card reader and then insert your badge.
4. Ensure that the TSC Director is aware of your presence upon arrival.
5. Obtain a copy of Procedure 1903.010 and 1903.011 from the TSC Bookcase or the Administration Building Library.
- [6. (P-1464) Review Procedure 1903.010, "Emergency Action Level Classification", on a continuous basis to ensure adequate classification of the event. Log and maintain applicable EAL's on the EAL easel for TSC tracking.]
- [7. (P-1464) Review Procedure 1903.011, "Emergency Response/Notifications", Attachment 6,7 and 8 on a continuous basis to ensure that appropriate Protective Action Recommendations have been implemented.]
8. Report all information concerning classification and Protective Action Recommendations to the TSC Director and ensure that the individual responsible for Emergency Direction and Control is informed.
9. As time permits, review conditions to identify all Emergency Action Levels that apply to current conditions.
- [10. (P-16243) In the event that a Severe Accident is acknowledged, work with support engineers in the TSC to review the Severe Accident Management Guidelines (SAMG's) and formulate and recommend recovery actions necessary to mitigate the accident. Make the recovery action recommendations to the Operations Manager.]

PROC./WORK PLAN NO. 1903.065	PROCEDURE/WORK PLAN TITLE: EMERGENCY RESPONSE FACILITY TECHNICAL SUPPORT CENTER (TSC)	PAGE: 51 of 63 CHANGE: 015-00-0
---	---	--

POSITION GUIDE F

TASK F-5

Page 1 of 2

**[TSC NOTIFICATIONS COMMUNICATOR
(P-9475)]**

1. Notified of Alert or higher classification, report to the TSC Support Superintendent in the TSC.
2. Review this task guide.
3. If plant evacuation is occurring, perform initial accountability by logging "0000" into the nearest card reader and then insert your badge.
4. Upon arrival, report to the TSC Director and determine if Emergency Direction and Control will be transferred to the TSC or EOF.
5. If Emergency Direction and Control will be transferring directly from the Shift Superintendent to the EOF Director, stop here and assist the TSC Support Superintendent as requested. Otherwise, proceed immediately with step 6.
6. Obtain Procedure Forms 1903.011BB, 1903.011CC, 1903.011Y and 1903.011Z from the TSC Notifications Communicator Position Book.
7. Establish communications with the Notifications Communicator located in the Control Room (the Shift Engineer from the unaffected Unit typically fills this position).

Unit One Communicator - Ext. 3102
 Unit Two Communicator - Ext. 3202

- [8. **(P-9459) Assume notification responsibilities from the Control Room as directed by the TSC Director.**
 - A. Obtain a briefing of the current status of any notifications previously performed by the Control Room.
 - B. Review fax copies of any notification forms which have been sent to the ADH.
 - C. Determine when the next notification is due. If you can not complete this notification on time, inform the TSC Director]
9. Complete Forms 1903.011BB and 1903.011CC as directed by the TSC Director.
10. Notifications to Offsite Authorities
 - A. Notifications should be performed only upon authorization from the TSC Director.

PROC./WORK PLAN NO. 1903.065	PROCEDURE/WORK PLAN TITLE: EMERGENCY RESPONSE FACILITY TECHNICAL SUPPORT CENTER (TSC)	PAGE: 52 of 63 CHANGE: 015-00-0
--	--	--

TASK F-5

TSC NOTIFICATIONS COMMUNICATOR

(Step 10 Cont.)

- B. Make notifications to the Arkansas Department of Health (ADH) within 15 minutes of any declared emergency class using Form 1903.011Y.
- (1) Radiological/Meteorological information should be obtained from:
 - a. The Nuclear Chemist assigned to TSC RDACS.
 - b. The Initial Dose Assessor in the Control Room if Dose Assessment has not been transferred to the EOF.

 Unit One Dose Assessor - Ext. 3102
 Unit Two Dose Assessor - Ext. 3202
 - c. The REAM (Ext. 6406/6482) located at the EOF if Dose Assessment has been transferred to the EOF.
 - (2) Protective Action Recommendation (PAR) data should be obtained from:
 - a. The Initial Dose Assessor in the Control Room if Dose Assessment has not been transferred to the EOF.
 - b. The REAM, located at the EOF, if Dose Assessment has been transferred to the EOF.
 - (3) All 1903.011Y Forms should be telefaxed to the ADH in Little Rock until the ADH TOCD arrives at the EOF to collocate with the ANO staff.
- C. Obtain the information necessary to adequately describe the plant status then make notifications to the NRC immediately after notifying the ADH using the ENS telephone.
- (1) Provide the NRC with, at a minimum, the same information that was supplied on the notification form telefaxed to the ADH.
- D. Telefax copies of the completed Emergency Notifications Forms (Forms 1903.011Y and 1903.011Z) to the EOF and Control Room. If using the DEF/VS for notifications this is done automatically.
- E. Provide hourly follow-ups to the ADH (Form 1903.011Z) and NRC (ENS telephone). Follow-up notifications should be provided within one hour of the latest notification or more frequently as directed by the TSC Director.
- (1) Follow-ups should also be provided when significant changes occur.
 - (2) All 1903.011Z Forms should be telefaxed to the ADH in Little Rock until the ADH TOCD arrives at the EOF to collocate with the ANO staff.

PROC./WORK PLAN NO. 1903.065	PROCEDURE/WORK PLAN TITLE: EMERGENCY RESPONSE FACILITY TECHNICAL SUPPORT CENTER (TSC)	PAGE: 53 of 63 CHANGE: 015-00-0
---	---	--

POSITION GUIDE F

TASK F-6

**[TSC STATUS BOARD COMMUNICATOR
(P-1457, P-4978, P-9475)]**

1. Notified of Alert or higher classification, report to the TSC Support Superintendent in the TSC.
 2. Review this task guide.
 3. If plant evacuation is occurring, perform initial accountability by logging "0000" into the nearest card reader and then insert your badge.
 4. Upon arrival, begin helping with the setup of the TSC using Form 1903.065A, "TSC Activation Checklist".
 5. Obtain a party-line headset and erasable markers from the TSC Emergency Kit.
 6. Set up at Station 9 in the TSC (behind the SPDS Panel). Connect the headset and ensure that an open-line communication link via the party-line is established with the Control Room Status Board Communicator. The OSC/EOF Status Board Communicators will join the party-line as they report in to their respective facilities.
- Note: The ring-down circuit may be used to establish the initial contact with the Control Room Status Board Communicator, however, release the ring-down for the facility directors use as quickly as possible.
7. Complete and maintain the TSC Status Board.
 - A. Status Board entries should be made in chronological order, starting at the top, with the time entry on the left side.
 - B. When the Status Board becomes full, start again at the top by erasing the oldest entry and begin making new entries with a different color marker.
 - C. Ensure that the TSC Director is made aware of significant information that is reported across the party-line and being logged onto the Status Board (e.g., Release started, equipment failures, etc.).

PROC./WORK PLAN NO. 1903.065	PROCEDURE/WORK PLAN TITLE: EMERGENCY RESPONSE FACILITY TECHNICAL SUPPORT CENTER (TSC)	PAGE: 54 of 63 CHANGE: 015-00-0
--	---	--

POSITION GUIDE F

TASK F-7

**[TSC EMERGENCY NOTIFICATION SYSTEM (ENS) COMMUNICATOR
(P-9475)]**

1. Notified of Alert or higher classification, report to the TSC Support Superintendent in the TSC.
 2. Review this task guide.
 3. If plant evacuation is occurring, perform initial accountability by logging "0000" into the nearest card reader and then insert your badge.
 4. Obtain a briefing on the status of current operational conditions and a briefing on historical events that led up to the event from the Operations Manager in the TSC.
 5. Establish your station at the SPDS Panel next to the ENS telephone. Obtain all necessary supplies from the TSC Emergency Kit.
- Note: If the Control Room is currently manning the ENS telephone, whenever you lift the receiver on the TSC ENS telephone, you will automatically be joined in with the NRC/Control Room ENS circuit.
6. Lift the receiver on the TSC ENS telephone. If the Control Room/NRC is already on the circuit, inform the Control Room/NRC that you are taking over the ENS responsibility from the Control Room. If you simply hear a dial tone whenever you lift the receiver, you must then dial any one of the numbers listed on the telephone placard. Whenever the NRC answers, inform them that you are staffing the ENS telephone from the ANO TSC.
 7. Maintain an open-line with the NRC unless requested otherwise by the NRC Communicator.
 8. Provide information to the NRC Communicator as requested. The TSC staff, especially the Operations Manager, will serve as your source for obtaining requested information.
 9. Drill/Event Termination
 - A. When notified of the drill/event termination, collect and organize in chronological order all of your documents, logs, etc., and help restore the TSC.
 - B. Provide a list of any forms or supplies needing replenishment to Emergency Planning.
 - C. Turn over all documentation generated during the drill/event to Emergency Planning.
 - D. Participate in the post drill/event critique.

Initials

Steps 1 and 2 should be performed as soon as possible. Use attached floor diagram of the TSC for location of stations.

- 1. Turn on the power to the TSC/OSC PA amplifier (located in the TSC communications room, station 29). _____
- 2. Put the RDACS key in the RDACS computer (Station 20). Key is located in the TSC Emergency Kit key box. _____

Steps 3 through 7 may be performed by the RP technician.

- The TSC Support Superintendent should ensure that the checklist is completed within approximately 1 hour after the TSC is operable.
 - If a release is known to exist, then step 3 should be performed as soon as possible.
- 3. Activate the Continuous Air Sampler as follows: (station 31) _____
 - A. Move the continuous air sampler to a location near the TSC. Due to the noise produced by the air sampler, the air sampler should be moved as close as possible to the TSC without disturbing the TSC operation. (Station 32)
 - B. Ensure all switches are in the "OFF" position.
 - C. Plug the NMC into the proper power supply (i.e., 110 VAC outlet).
 - D. Place the "Master" power switch (located on the front panel, upper left corner) to the "ON" position.
 - E. Check amber warning light (located on top of CAM housing). **IF** illuminated continue. **OTHERWISE**, notify Radiation Protection to check CAM.
 - F. Wait 5 minutes.
 - G. Place the "Blower" switch (located inside CAM, lift lid switch is on back panel of CAM) to the "ON" position.
 - H. Place the "High Voltage" switch (located on the front panel, upper left corner) to the "ON" position. Time: _____
 - I. Wait approximately 30 minutes. After approximately 30 minutes the amber light should turn off and the rate meters should begin to respond. **IF** the CAM does not respond as expected, **THEN** request RP to provide air monitoring.
 - 4. Open the TSC Emergency Kit located outside the east door of the TSC. (Station 18) _____
 - 5. Place the frisking station stanchion at the north end of the west hallway. (Station 28) _____

FORM TITLE: TSC ACTIVATION CHECKLIST	FORM NO. 1903.065A	CHANGE 015-00-0
--	------------------------------	---------------------------


6. Obtain the frisker from the kit and place on the frisking station stanchion. Perform a battery check of the instrument and set the monitor on the lowest usable scale (i.e., X1 scale for RM-14). _____
7. Hang the signs provided to direct personnel to the west hallway. (Signs and chains are hanging on the frisking station stanchion and are labeled as to which station they are to be located.) _____
8. Submit this completed form to the TSC Director. _____

TECHNICAL SUPPORT CENTER

LEGEND

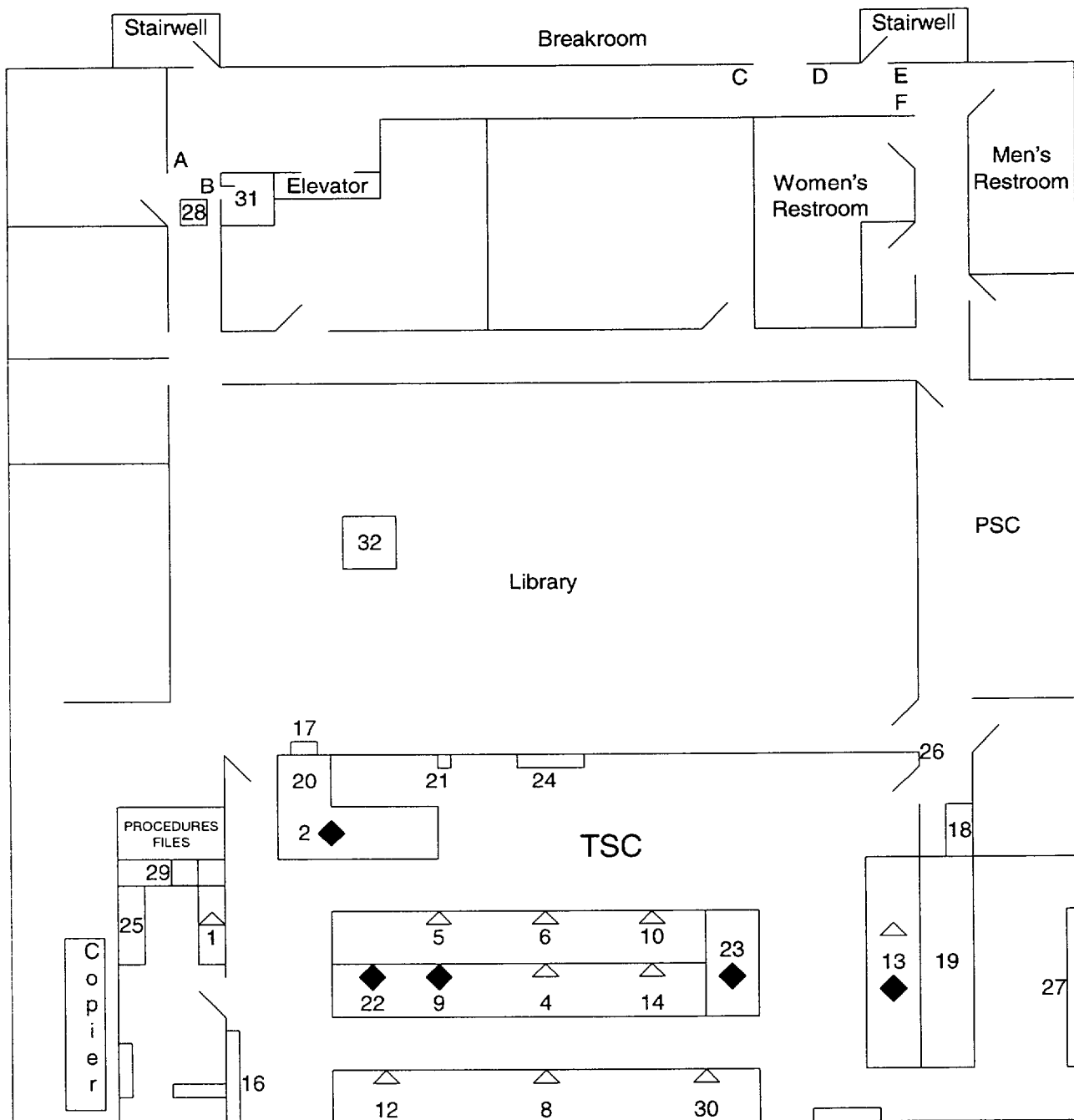
1. TSC Switchboard Operator
2. Health Physics Network (HPN) telephone
3. Deleted
4. TSC Director
5. Radiation Protection and Radwaste Manager
6. Maintenance Manager
7. Deleted
8. TSC Notifications Communicator
9. NRC Management Counterpart Link
10. Engineering Manager
11. Deleted
12. TSC Support Superintendent
13. Emergency Notification System (ENS)
14. Operations Manager
15. Deleted
16. TSC Status Board
17. Card Reader
18. TSC Emergency Kit
19. SPDS
20. RDACS
21. NRC Local Area Network - (Wall Jack)
22. NRC Reactor Safety Counterpart Link
23. NRC Protective Measures Counterpart Link
24. Team Tracking Board
25. Computerized Notification System (CNS)
26. Emergency Key Box
27. Staffing Board
28. Frisking Station
29. TSC PA Amplifier
30. SRO/EAL Reviewer
31. Storage location for Continuous Air Monitor (CAM)
32. Continuous Air Monitor (CAM) - This is a general location, the actual location during drills and emergencies may vary.

The letter designations on the TSC layout represent the location of the hanging signs. Each sign has a corresponding locator to ensure proper placement.

-  = ANO TELEPHONE STATION
 = NRC TELEPHONE STATION

FORM TITLE: TSC ACTIVATION CHECKLIST	FORM NO. 1903.065A	CHANGE 015-00-0
--	------------------------------	---------------------------

TSC Layout
 (NRC Office Space Provided Adjacent To TSC)

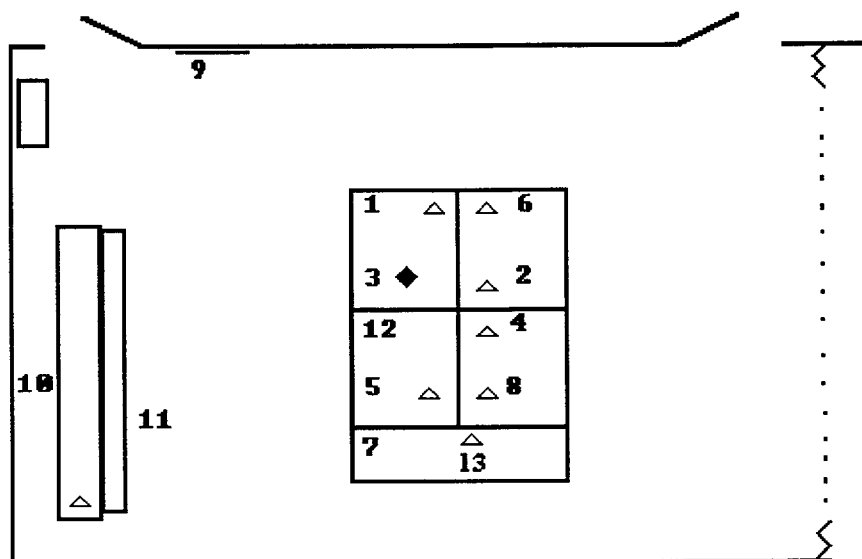


FORM TITLE: <p align="center">TSC ACTIVATION CHECKLIST</p>	FORM NO. <p align="center">1903.065A</p>	CHANGE <p align="center">015-00-0</p>
--	--	---

Initials

1. Notify TSC staff of the necessary relocation to the Secondary TSC. _____
2. Notify the EOF Maintenance Coordinator located at the EOF that the TSC staff is being relocated and that Room 260 should be setup. See page 2 of this form for a floor diagram of the Secondary TSC. _____
3. Ensure that a Communicator is dispatched to the Secondary TSC to aid the EOF Maintenance Coordinator in preparing Room 260. _____
4. Refer to Procedure 1903.030, "Evacuation" for additional details relating to evacuation of the TSC. _____
5. Submit this completed form to the TSC Director. _____

FORM TITLE: SECONDARY TSC ACTIVATION CHECKLIST	FORM NO. 1903.065C	CHANGE 015-00-0
--	------------------------------	---------------------------

SECONDARY TECHNICAL SUPPORT CENTER - ROOM 260 (EOF)LEGEND

1. Secondary TSC Telephone Operator
2. TSC Director
3. NRC Operations Coordinator/Reactor Safety Coordinator
4. Maintenance Manager
5. RP&RW Manager
6. TSCD Administrative Assistant
7. NRC Containment Specialist
8. Engineering Manager
9. Command and Control Board
10. Plant Status Board
11. NRC Reactor Safety Specialist
12. Operations Manager
13. TSC Support Superintendent

△ = TELEPHONE STATION (ANO)
 ◆ = TELEPHONE STATION (NRC)

FORM TITLE: SECONDARY TSC ACTIVATION CHECKLIST	FORM NO. 1903.065C	CHANGE 015-00-0
--	------------------------------	---------------------------

1. Date and Time of Status Update: Date: _____ Time: _____

2. Engineering Manager Update Items (Check as reviewed):

- A. _____ Reactor health, core cooling systems operational status
- B. _____ Containment status, current trends, prognosis
- C. _____ Review of accident mitigation - objectives, priorities, and strategies
- D. _____ Status of engineering evaluations in progress
- E. _____ Status of support given in response to OSC and Control Room Requests
- F. _____ Engineering support available
- G. _____ Problem areas needing resolution

Notes: _____

3. Maintenance Manager Update Items (check as reviewed):

- A. _____ Plant equipment problems or malfunctions
- B. _____ Status of repair and damage control efforts in progress
- C. _____ Problems or delays experienced in equipment repair
- D. _____ Offsite agencies or consultants giving assistance in repair and damage control
- E. _____ Problem areas needing resolution

Notes: _____

4. Operations Manager Update Items (check as reviewed):

- A. _____ Review of Emergency Class declared based on plant conditions
- B. _____ Significant items from the SS of the affected unit
- C. _____ Emergency and/or abnormal operating procedures entered or exited
- D. _____ Operational status, trends, and forecasts of plant equipment and systems
- E. _____ Planned future operations that could affect the plant
- F. _____ Offsite agencies or consultants providing assistance in the recovery of the plant
- G. _____ Problem areas needing resolution

Notes: _____

FORM TITLE: TSC DIRECTOR STATUS UPDATE GUIDE	FORM NO. 1903.065D	CHANGE 015-00-0
--	------------------------------	---------------------------

5. Radiation Protection and Radwaste Manager Update Items (check as reviewed):

- A. Radiological release data available.
 - 1. Is release source secure?
 - 2. Is release from plant secure?
 - 3. Update TSCD if one or both have been secured.
- B. Control Room \OSC\TSC habitability
- C. On-site radiological conditions affecting repair\recovery effort
- D. Personnel exposure status, overexposure, contamination, etc
- E. Plans for keeping radiation exposure of repair\recovery personnel as low as reasonably achievable.
- F. Decontamination work necessary to support the recovery effort
- G. Radwaste processing and monitoring in progress
- H. Planned evolutions that could affect the plant environment
- I. Problem areas needing resolution.

Notes: _____

6. TSC Support Superintendent Update Items (check as reviewed):

- A. Status of technical and/or administrative support requested by the TSC, OSC, or Control Room
- B. Offsite communications (transmissions in progress) from the TSC
- C. Status of initial\continuous accountability (if plant evacuation has occurred)
- D. Security activities in support of emergency response
- E. Problem areas needing resolution

Notes: _____

7. TSC Director Update Items (check as reviewed):

- A. Current Emergency Class declared and the basis
- B. On-site protective measures in effect (or planned)
- C. Overall accident mitigation objectives and their priorities
- D. Significant items from the EOF Director
- E. Significant items from the OSC Director
- F. Problem areas needing resolution
- G. Is release source secure?
- H. Is release from plant secure?

Notes: _____

FORM TITLE: TSC DIRECTOR STATUS UPDATE GUIDE	FORM NO. 1903.065D	CHANGE 015-00-0
--	------------------------------	---------------------------

8. Other Organizations (NRC, etc.) Update Items (list as reviewed):
- A. _____
- B. _____
- C. _____
- D. _____
- E. _____
9. Direct key TSC personnel to update their subordinates with applicable information obtained in the status update.
10. Select the time of the next TSC Status Update and announce it in the Technical Support Center.
11. Conduct periodic updates with the OSC Director on:
- 1) Status of in-plant response
 - a) Priority code 1 mission status and prognosis
 - b) Actual in-plant radiological conditions
 - c) Nuclear chemistry status as appropriate
 - 2) Provide direction and oversight to the OSC Director regarding rescue/repair and damage control operations
 - 3) OSC manpower status
12. Conduct periodic updates with the EOF Director on:
- 1) Status of in-plant response
 - a) Status of in-plant response
 - b) Nuclear chemistry data as appropriate
 - c) Recommendations regarding Emergency Classifications
 - 2) TSC manpower status

NOTE

Items on these lists are suggested topics for routine updates. Items actually selected for update should be based on existing or projected conditions.

FORM TITLE: TSC DIRECTOR STATUS UPDATE GUIDE	FORM NO. 1903.065D	CHANGE 015-00-0
--	------------------------------	---------------------------

TSC POSITION STAFFING FORM

POSITION	NAME
TSC DIRECTOR	
OPERATIONS MANAGER	
ENGINEERING MANAGER	
MAINTENANCE MANAGER	
R.P. & R.W. MANAGER	
NOTIFICATIONS COMMUNICATOR	
TSC SUPPORT SUPERINTENDENT	

AFFECTED CONTROL ROOM

POSITION	NAME
SHIFT SUPERINTENDENT	
SHIFT ENGINEER	

Complete the above by listing the names of the ERO personnel staffing the above positions. FAX this form immediately to the EOF Support Superintendent at FAX Number 6957.

Completed by _____ Date _____ Time _____

FORM TITLE: TSC POSITION STAFFING FORM	FORM NO. 1903.065E	CHANGE 015-00-0
--	------------------------------	---------------------------